








THE UNIVERSITY OF CHICAGO  
PRESS

CHICAGO, ILLINOIS








**FINANCE ACCOUNTS**

**2002 - 2003**

**GOVERNMENT OF WEST BENGAL**







## TABLE OF CONTENTS

	Pages
Certificate of the Comptroller and Auditor General of India	(v)
Introductory	(vii - viii)
<b>PART I - SUMMARISED STATEMENTS</b>	
Statement No. 1 - Summary of Transactions	2 - 19
Statement No. 2 - Capital Outlay - Progressive Capital Outlay to end of 2002-2003	20 - 25
Statement No. 3 - Financial Results of Irrigation Works	26 - 28
Statement No. 4 - Debt Position -	
(i) Statement of Borrowings	29 - 30
(ii) Other Obligations	30
(iii) Service of Debt	31
Statement No. 5 - Loans and Advances by the State Government -	
(i) Statement of loans and advances	32
(ii) Repayment of loans by statutory Bodies, etc.	33 - 35
(iii) Recoveries in arrears	36 - 40
Statement No. 6 - Gurantees given by Government for repayment of loans, etc., raised by statutory Corporations, local bodies and other institutions	41 - 43
Statement No. 7 - Cash balance and investment of cash balances	44
Statement No. 8 - Summary of balances under Consolidated Fund, Contingency Fund and Public Account	45 - 47
<b>PART II - DETAILED ACCOUNTS AND OTHER STATEMENTS</b>	
<b>A - Revenue and Expenditure</b>	
Statement No. 9 - Statement of Revenue and Expenditure under different heads expressed as a percentage of total Revenue/total Expenditure	50 - 52
Statement No. 10 - Statement showing the distribution between Charged and Voted Expenditure	53
Statement No. 11 - Detailed Account of Revenue by Minor Heads	54 - 84
Statement No. 12 - Detailed Account of Expenditure by Minor Heads	85 - 158
Statement No. 13 - Detailed statement of Capital Expenditure during and to end of the year 2002-2003	159 - 271
Statement No. 14 - Statement showing details of investments of Government in Statutory Corporations, Government Companies, other joint stock companies, cooperative banks and societies, etc., up to the end of 2002-2003	274 - 295
Statement No. 15 - Statement showing the Capital and Other Expenditure (other than on Revenue Account) to the end of the year 2002-2003 and the principal sources from which the funds were provided for the expenditure	296 - 297
<b>B - Debt, Contingency Fund and Public Account</b>	
Statement No. 16 - Detailed statement of Receipts, Disbursements and Balances under heads of account relating to Debt, Contingency Fund and Public Account	300 - 321
Statement No. 17 - Detailed statement of Debt and other interest bearing obligation of Government	322 - 335
Statement No. 18 - Detailed statement of Loans and Advances by Government	336 - 368
Statement No. 19 - Statement showing the details of earmarked balances	369 - 377



## APPENDICES

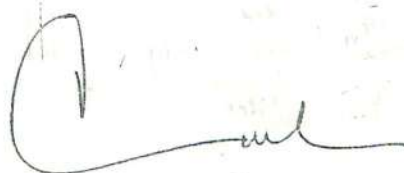
	Pages
I - Statement of investments made and dividend / interest received	378 - 379
II - Statement of works of the State Highways and District and Other Roads, the progressive expenditure on which exceeded Rs.1 crore at the end of 2002-2003	380 - 384
III - Details/Information awaited from Treasury Officers for reconciliation of balances	385
IV - Cases where verification and acceptance of balances for large amounts have been unduly delayed	386 - 391
V - Statement of Commitments – List of Incomplete Capital Works	392



CERTIFICATE OF THE COMPTROLLER AND AUDITOR GENERAL OF INDIA

This compilation containing the Finance Accounts of the Government of West Bengal for the year 2002-2003 presents the accounts of the receipts and outgoings of the Government for the year, together with the financial results disclosed by the revenue and capital accounts, the accounts of the Public debts and the liabilities and assets as worked out from the balances recorded in the accounts. The Appropriation Accounts of the Government for the year for Grants and Charged Appropriations, presented separately, supplement this compilation.

These accounts have been prepared and examined under my direction in accordance with the requirements of the Comptroller and Auditor General's (Duties, Powers and Conditions of Service) Act, 1971. According to the best of my information, as a result of audit of these accounts, the accounts now presented read with the observations in this compilation, are correct statements of receipts and outgoings of the Government of West Bengal for the year 2002-2003. Points of interest arising out of the study of these accounts as well as test audit conducted during the year or earlier years are contained in my Reports(s) being presented separately for the year 2002-2003, Government of West Bengal.




( Vijayendra N. Kaul )  
Comptroller and Auditor General of India

New Delhi,  
The

2003.







## INTRODUCTORY

1. The accounts of Government are kept in the following three parts:

- Part-I Consolidated Fund
- Part-II Contingency Fund
- Part-III Public Account

In Part-I, namely Consolidated Fund, there are two main divisions, viz.:

- (1) **Revenue-** consisting of sections for Receipt heads (Revenue Account) and Expenditure heads (Revenue Account);
- (2) **Capital, Public Debt, Loans, etc.-** consisting of sections for Receipt heads (Capital Account), Expenditure heads (Capital Account) and Public Debt; Loans and Advances etc.

The Revenue division deals with the proceeds of taxation and other receipts classed as revenue and the expenditure met therefrom, the net result of which represents the revenue surplus or deficit for the year.

In Capital division, the section 'Receipt heads (Capital Account)' deals with receipts of capital nature which cannot be applied as a set-off to capital expenditure.

The section 'Expenditure heads (Capital Account)' deals with expenditure met usually from borrowed funds with the object of increasing concrete assets of a material and permanent character. It also includes receipts of a capital nature intended to be applied as a set-off against expenditure.

The section 'Public Debt, Loans and Advances, etc.' comprises loans raised and their repayments by Government such as 'Internal Debt' and 'Loans and Advances' made (and their recoveries) by Government. The section also includes certain special types of heads for transactions relating to Appropriation to the 'Contingency Fund' and 'Inter-State Settlement.'

In Part-II, namely Contingency Fund, of the Accounts, the transactions connected with the Contingency Fund established by Government under Article 267(2) of the Constitution of India are recorded.

In Part-III, namely Public Account of the accounts, the transaction relating to 'Debt' (other than those included in Part-I), 'Deposit', 'Advances', 'Remittances' and 'Suspense' are recorded. The transactions under 'Debt', 'Deposits' and 'Advances', in this part are those in respect of which Government incurs a liability to repay the money received or has a claim to recover the amounts paid, together with the repayments of the former ('Debt' and 'Deposit') and the recoveries of the latter (Advances). The transactions relating to 'Remittances' and 'Suspense' in this part embrace all merely adjusting heads under which appear such transactions as relating to 'Remittances', and 'Suspense' in this part embrace all merely adjusting heads under which appear such transactions as remittances of cash between treasuries and currency chests, transfers between different accounting circles, etc. The initial debits or credits to these heads will be cleared eventually by corresponding receipts or payments either within the same circle of account or in another account circle.

### 2. Sectors and Heads of Accounts

Within each of the sections in Part-I mentioned above, the transactions are grouped into sectors such as 'Tax Revenue', 'Non-Tax Revenue', and 'Grants-in-aid and contributions' for the receipts heads (revenue account), and 'General Services', 'Social Services', 'Economic Services' and 'Grants-in-aid and contributions' for expenditure heads. Specific functions or services (such as Education, Sports, Art and Culture, Health and Family Welfare, Water Supply, Sanitation, Housing and Urban Development, etc. in respect of Social Services) are grouped in Sectors for expenditure heads. In part-III (Public Account) also, the transactions are grouped into sectors, such as 'Small Savings', 'Provident Funds', 'Reserve Funds', etc. The Sectors are sub-divided into major heads of account. In some cases, the Sectors are, in addition, sub-divided into sub-sectors before their division into major heads of account.

The Major heads are divided into sub-major heads in some cases and minor heads, with a number of subordinate heads, generally known as sub-heads. The sub-heads are further divided into detailed heads. Under each of these heads, the expenditure is shown distributed between charged and voted. Sometimes major heads are also divided into sub-major heads before their further division into minor heads. Apart from the Sectoral and sub-sectoral classification the Major Heads, Sub-Major Heads, Minor Heads, Sub-Heads, Detailed Heads and Object



Heads together constitute a six-tier arrangement of the classification structure of the Government Accounts. The major, minor and sub-heads prescribed for the classification of expenditure in the general accounts are not necessarily identical with the Grants, sub-heads and other units of allotments which are adopted by the Government for Demands for Grants presented to the Parliament or Legislatures but in general a certain degree of correlation is maintained between the Demands for Grants and the Finance Accounts.

The major heads of accounts, falling within the sectors for expenditure heads, generally correspond to functions of Government, while the minor heads, subordinate to them, identify the programmes undertaken to achieve the objectives of the function represented by the major head. The sub-head represents the scheme, the detailed head, the sub-scheme and object-head to the object level of classification.

### 3. Coding Pattern

**Major Heads :** From 1st April 1987 a four-digit code has been allotted to the major heads, the first digit indicating whether the major head is a Receipt head or Revenue Expenditure head or Capital Expenditure head or a Loan head.

The first digit of code for Revenue Receipt head is either '0' or '1'. Adding 2 to the first digit code of the Revenue Receipt head will give the number allotted to corresponding Revenue Expenditure head; adding another 2, the Capital Expenditure head; and another 2, the Loan head of Account. For example, for Crop Husbandry code 0401 represents the Receipt head, 2401, the revenue expenditure head, 4401, Capital Outlay head and 6401, Loan head.

Such a pattern is, however, not relevant for those departments which are not operating Capital/Loan heads of accounts e.g. Department of Supply. In a few cases, where receipt and expenditure are not heavy, certain functions have been combined under a single major head, the functions themselves forming sub-major heads under that Major head.

**Sub-Major Heads :** A two-digit code has been allotted, the code starting from 01 under each Major head. Where no sub-major head exists it is allotted a Code '00'. The nomenclature 'General' has been allotted Code '80' so that even after further sub-major heads are introduced the Code for 'General' will continue to remain the last one.

**Minor Heads :** These have been allotted a three-digit code, the codes starting from '001' under each sub-major/major head (where there is no sub-major head). Codes from '001' to '100' and few Codes '750' to '900' have been reserved for certain standard minor heads. The coding pattern for minor heads has been designed in such a way that in respect of certain minor heads having a common nomenclature under many major/sub-major heads, the same three-digit code is adopted as far as possible.

Under this scheme of codification, the receipt major heads (revenue account) are assigned the block numbers from 0020 to 1606, expenditure major heads (revenue account) from 2011 to 3606, expenditure major heads (capital account) from 4046 to 5475, major heads, under 'Public Debt' from 6001 to 6004 and those under 'Loans and Advances', 'Inter-State Settlement' and 'Transfer to Contingency Fund' from 6075 to 7999. The Code number 4000 has been assigned for Capital receipt major head. The only major head 'Contingency Fund' in Part -II 'Contingency Fund' has been assigned the Code number 8000. The major heads in the Public Account are assigned the Code numbers from 8001 to 8999.

4. The transactions included in these accounts represent mainly the actual cash receipts and disbursements during the financial year April to March as distinguished from amounts due to or from Government during the same period. The cash basis system is, however, not entirely suitable for recording the transactions and presenting the true state of affairs of Government Commercial Undertakings run on commercial principles. The detailed accounts of this class of undertakings are, therefore, maintained outside the regular accounts in proper commercial form and are subject to test check by the Indian Audit and Accounts Department.

5. The figures of actuals shown in these accounts are net, after taking into account the recoveries, although the Demands for Grants presented to Legislature and the Appropriation Accounts are for gross expenditure and exclude credits and recoveries which are otherwise taken as reduction of expenditure.

**PART I – Summarised Statements**



## STATEMENT NO. 1 - SUMMARY

## PART I -

## I -

Receipt	Actuals	
	2001-2002	2002-2003
	(In lakhs of rupees)	
<b>Receipt Heads (Revenue Account)</b>		
<b>A - Tax Revenue -</b>		
(a) Taxes on Income and Expenditure -		
0020 - Corporation Tax	91,338.00	99,655.00
0021 - Taxes on Income other than Corporation Tax	79,526.00	76,775.00
0022 - Taxes on Agricultural Income	85.13	224.98
0028 - Other Taxes on Income and Expenditure	22,303.57	23,050.85
Total - A(a) - Taxes on Income and Expenditure	1,93,252.70	1,99,705.83
(b) Taxes on Property and Capital Transactions -		
0029 - Land Revenue	71,121.55	65,828.73
0030 - Stamps and Registration Fees	55,538.90	72,040.96
0032 - Taxes on Wealth	248.00	160.00
0035 - Taxes on Immovable Property other than Agricultural Land	94.20	78.57
Total - A(b) - Taxes on Property and Capital Transactions	1,27,002.65	1,38,108.27
(c) Taxes on Commodities and Services -		
0037 - Customs	97,598.00	1,05,138.00
0038 - Union Excise Duties	1,51,495.00	1,61,685.00
0039 - State Excise	51,243.27	56,685.42
0040 - Sales Tax	3,80,246.31	4,19,151.27
0041 - Taxes on Vehicles	20,865.22	24,939.86
0042 - Taxes on Goods and Passengers	106.44	80.47
0043 - Taxes and Duties on Electricity	35,476.38	14,542.01
0044 - Service Tax	8,732.00	12,127.00
0045 - Other Taxes and Duties on Commodities and Services	16,367.90	31,150.44
Total - A(c) - Taxes on Commodities and Services	7,62,130.51	8,25,499.48
<b>Total - A - Tax Revenue</b>	<b>10,82,385.86</b>	<b>11,63,313.58</b>
<b>B - Non-Tax Revenue -</b>		
(a) Fiscal Services -		
0047 - Other Fiscal Services	3.08	0.78
Total - B(a) - Fiscal Services	3.08	0.78
(b) Interest Receipts, Dividends and Profits -		
0049 - Interest Receipts	12,289.56	10,274.55
0050 - Dividends and Profits	376.70	138.19
Total - B(b) - Interest Receipts, Dividends and Profits	12,666.26	10,412.74
(c) Other Non-Tax Revenue -		
(i) General Services -		
0051 - Public Service Commission	62.29	181.83
0055 - Police	6,099.02	6,429.79
0056 - Jails	10.68	10.19
0058 - Stationery and Printing	8.90	10.39
0059 - Public Works	552.00	477.52

OF TRANSACTIONS

CONSOLIDATED FUND

Revenue

Disbursement	Actuals	
	2001-2002	2002-2003
	(In lakhs of rupees)	
<b>Expenditure Heads (Revenue Account)</b>		
<b>A - General Services -</b>		
<b>(a) Organs of State -</b>		
2011 - Parliament/State/Union Territory/Legislatures	1,397.02	1,385.58
2012 - President, Vice-President/Governor/Administrator of Union Territories	261.38	230.44
2013 - Council of Ministers	296.02	270.95
2014 - Administration of Justice	11,948.98	11,831.94
2015 - Elections	7,502.16	2,483.94
<b>Total - A(a) - Organs of State</b>	<b>21,405.56</b>	<b>16,202.86</b>
<b>(b) Fiscal Services -</b>		
<b>(i) Collection of Taxes on Income and Expenditure -</b>		
2020 - Collection of Taxes on Income and Expenditure	753.93	842.73
<b>Total - A(b)(i) - Collection of Taxes on Income and Expenditure</b>	<b>753.93</b>	<b>842.73</b>
<b>(ii) Collection of Taxes on Property and Capital Transactions -</b>		
2029 - Land Revenue	25,634.98	26,113.85
2030 - Stamps and Registration	3,751.01	3,553.62
2035 - Collection of other Taxes on Property and Capital Transactions	39.82	36.12
<b>Total - A(b)(ii) - Collection of Taxes on Property and Capital Transactions</b>	<b>29,425.81</b>	<b>29,703.60</b>
<b>(iii) Collection of Taxes on Commodities and Services -</b>		
2039 - State Excise	3,832.42	3,760.52
2040 - Sales Tax	6,950.29	7,353.38
2041 - Taxes on Vehicles	851.51	839.55
2045 - Other Taxes and Duties on Commodities and Services	418.31	360.35
<b>Total - A(b)(iii) - Collection of Taxes on Commodities and Services</b>	<b>12,052.53</b>	<b>12,313.80</b>
<b>(iv) Other Fiscal Services -</b>		
2047 - Other Fiscal Services	1,013.22	2,082.12
<b>Total - A(b)(iv) - Other Fiscal Services</b>	<b>1,013.22</b>	<b>2,082.12</b>
<b>Total - A(b) - Fiscal Services</b>	<b>43,245.49</b>	<b>44,942.24</b>
<b>(c) Interest Payments and Servicing of Debt -</b>		
2048 - Appropriation for Reduction or Avoidance of Debt	12,000.00	14,000.00
2049 - Interest Payments	6,37,539.30	7,66,646.99
<b>Total - A(c) - Interest Payments and Servicing of Debt</b>	<b>6,49,539.30</b>	<b>7,81,046.99</b>
<b>(d) Administrative Services -</b>		
2051 - Public Service Commission	570.62	607.24
2052 - Secretariat - General Services	5,591.92	5,774.38



## STATEMENT NO. 1 - SUMMARY

PART I -

I -

Receipts	Actuals	
	2001-2002	2002-2003
	(In lakhs of rupees)	
<b>Receipt Heads (Revenue Account) - contd.</b>		
<b>B - Non-Tax Revenue - contd.</b>		
(c) Other Non-Tax Revenue - contd.		
(i) General Services - conclud.		
0070 - Other Administrative Services	2,454.70	4,295.44
0071 - Contributions and Recoveries towards Pensions and other Retirement Benefits	3,639.17	2,786.92
0075 - Miscellaneous General Services	3,425.29	
		<u>3,452.59</u>
Total - B(c)(i) - General Services	16,252.05	17,644.67
(ii) Social Services -		
0202 - Education, Sports, Art and Culture	3,961.38	1,728.16
0210 - Medical and Public Health	4,563.04	4,861.97
0211 - Family Welfare	43.95	33.83
0215 - Water Supply and Sanitation	367.06	301.42
0216 - Housing	793.02	994.45
0217 - Urban Development	87.84	70.40
0220 - Information and Publicity	41.46	57.47
0230 - Labour and Employment	99.70	109.41
0235 - Social Security and Welfare	494.38	305.49
0250 - Other Social Services	297.83	109.57
		<u>8,572.17</u>
Total - B(c)(ii) - Social Services	10,749.66	8,572.17
(iii) Economic Services		
0401 - Crop Husbandry	475.84	395.74
0403 - Animal Husbandry	531.72	499.80
0404 - Dairy Development	5,661.66	5,930.43
0405 - Fisheries	87.31	307.21
0406 - Forestry and Wild Life	2,671.85	5,652.22
0407 - Plantations	3.05	1.18
0408 - Food Storage and Warehousing	22,078.64	8,128.85
0415 - Agricultural Research and Education	0.01	0.91
0425 - Co-operation	302.00	842.12
0435 - Other Agricultural Programme	14.98	13.58
0506 - Land Reforms	0.39	0.37
0515 - Other Rural Development Programmes	120.70	202.81
0551 - Hill Areas	79.57	553.10
0575 - Other Special Areas Programmes	23.05	42.91
0701 - Major and Medium Irrigation	367.20	349.18
0702 - Minor Irrigation	737.39	691.81
0801 - Power	0.95	0.86
0802 - Petroleum	0.51	0.52
0810 - Non-Conventional Sources of Energy	...	...
0851 - Village and Small Industries	331.93	113.44

OF TRANSACTIONS  
CONSOLIDATED FUND - *contd.*

Revenue - *contd.*

Disbursement

Actuals

2001-2002  
2002-2003  
(In lakhs of rupees)

Expenditure Heads (Revenue Account) - *contd.*

A - General Services - *concl.*

(d) Administrative Services - *concl.*

2053 - District Administration	6,059.16	6,083.22
2054 - Treasury and Accounts Administration	5,013.37	4,561.16
2055 - Police	1,14,385.63	1,12,880.89
2056 - Jails	5,513.73	5,745.45
2058 - Stationery and Printing	1,690.77	1,699.42
2059 - Public Works	198,896.25	16,140.55
2070 - Other Administrative Services	234,565.75	20,037.42

Total - A(d) - Administrative Services 1,82,287.20 1,73,530.34

(e) Pensions and Miscellaneous General Services -

2071 - Pensions and other Retirement Benefits	2,25,378.98	2,40,814.98
2075 - Miscellaneous General Services	2,466.65	2,266.20

Total - A(e) - Pensions and Miscellaneous General Services 2,27,845.63 2,43,081.18

**Total - A - General Services 11,24,323.18 12,58,803.60**

B - Social Services -

(a) Education, Sports, Art and Culture -

2202 - General Education	4,38,598.42	4,26,770.84
2203 - Technical Education	7,572.90	6,751.26
2204 - Sports and Youth Services	6,876.75	4,761.56
2205 - Art and Culture	1,293.22	1,796.99

Total - B(a) - Education, Sports, Art and Culture 4,54,341.29 4,40,080.66

(b) Health and Family Welfare -

2210 - Medical and Public Health	1,15,218.29	1,17,032.41
2211 - Family Welfare	17,059.62	15,875.07

Total B(b) - Health and Family Welfare 1,32,277.91 1,32,907.47

(c) Water Supply, Sanitation, Housing and Urban Development -

2215 - Water Supply and Sanitation	40,660.50	25,511.24
2216 - Housing	5,965.88	4,926.37
2217 - Urban Development	98,726.68	55,084.07

Total B(c) - Water Supply, Sanitation, Housing and Urban Development 1,45,353.06 85,521.68

(d) Information and Broadcasting -

2220 - Information and Publicity	3,255.21	3,278.58
----------------------------------	----------	----------

Total - B(d) - Information and Broadcasting 3,255.21 3,278.58



## STATEMENT NO. 1 - SUMMARY

## PART I -

I -

Receipts

Actuals

2001-2002

2002-2003

(In lakhs of rupees)

**Receipt Heads (Revenue Account) - contd.****B - Non-Tax Revenue - conclud.**

(c) Other Non-Tax Revenue - conclud.

(iii) Economic Services - conclud.

0852 - Industries	312.97	228.01
0853 - Non-Ferrous Mining and Metallurgical Industries	795.19	686.88
0875 - Other Industries	36.26	36.26
1051 - Ports and Lighthouses	6.87	6.06
1053 - Civil Aviation	0.65	0.60
1054 - Roads and Bridges	2,041.93	2,229.88
1055 - Road Transport	0.39	1.00
1056 - Inland Water Transport	4.17	0.00
1425 - Other Scientific Research	43.50	17.81
1452 - Tourism	270.06	156.34
1456 - Civil Supplies	2.42	158.82
1475 - Other General Economic Services	913.77	1,604.39
Total - B(c)(iii) - Economic Services	37,916.92	28,803.11
Total - B(e) - Other Non-Tax Revenue	64,918.63	55,019.95
Total - B - Non-Tax Revenue	77,587.97	65,433.48

OF TRANSACTIONS  
CONSOLIDATED FUND - *contd.*

Revenue - *contd.*

Disbursement	Actuals	
	2001-2002	2002-2003
	<i>(In lakhs of rupees)</i>	
<b>Expenditure Heads (Revenue Account) - <i>contd.</i></b>		
<b>B - Social Services - <i>concl.</i></b>		
(e) Welfare of Scheduled Castes, Scheduled Tribes and Other Backward Classes - 2225 - Welfare of Scheduled Castes, Scheduled Tribes and Other Backward Classes	20,277.97	18,092.04
Total - B(e) - Welfare of Scheduled Castes, Scheduled Tribes and Other Backward Classes	20,277.97	18,092.04
(f) Labour and Labour Welfare - 2230 - Labour and Employment	5,506.70	5,316.58
Total - B(f) - Labour and Labour Welfare	5,506.70	5,316.58
(g) Social Welfare and Nutrition - 2235 - Social Security and Welfare 2236 - Nutrition 2245 - Relief on Account of Natural Calamities	49,245.09 6,227.88 5,308.00	47,139.89 6,161.56 16,455.00
Total - B(g) - Social Welfare and Nutrition	60,780.97	69,756.45
(h) Others - 2250 - Other Social Services 2251 - Secretariat - Social Services	3,267.84 5,306.63	2,285.07 2,664.16
Total - B(h) - Others	8,574.47	4,949.23
<b>Total - B - Social Services</b>	<b>8,30,367.58</b>	<b>7,59,902.70</b>
<b>C - Economic Services -</b>		
(a) Agriculture and Allied Activities - 2401 - Crop Husbandry 2402 - Soil and Water Conservation 2403 - Animal Husbandry 2404 - Dairy Development 2405 - Fisheries 2406 - Forestry and Wild Life 2408 - Food, Storage and Warehousing 2415 - Agricultural Research and Education 2425 - Co-operation 2435 - Other Agricultural Programmes	17,810.38 1,180.91 12,356.56 11,757.00 5,360.34 16,272.79 8,366.90 5,130.93 3,866.71 1,189.45	16,417.59 1,203.67 12,244.88 10,678.00 3,467.69 13,011.31 8,275.74 5,620.68 3,669.16 569.39
Total - C(a) - Agriculture and Allied Activities	83,291.97	75,158.12



## STATEMENT NO. 1 - SUMMARY

## PART I -

## I -

Receipts

Actuals

2001-2002

2002-2003

*(In lakhs of rupees)***Receipt Heads (Revenue Account) - conclud.****C - Grants-in-Aid and Contributions -**

1601 - Grants-in-Aid from Central Government

2,93,868.81

2,23,798.24

**Total - C - Grants-in-Aid and Contributions**

2,93,868.81

2,23,798.24

**Total - Receipt Heads (Revenue Account)**

14,53,842.64

14,52,545.30

## OF TRANSACTIONS.

CONSOLIDATED FUND - *contd.*

Disbursement	Actuals	
	2001-2002	2002-2003
<i>(In lakhs of rupees)</i>		
<b>Expenditure Heads (Revenue Account) - <i>contd.</i></b>		
<b>C - Economic Services - <i>contd.</i></b>		
(b) Rural Development -		
2501 - Special Programmes for Rural Development	451.22	780.03
2505 - Rural Employment	14,932.93	14,269.46
2506 - Land Reforms	1,411.13	1,267.64
2515 - Other Rural Development Programmes	74,846.95	44,840.10
Total - C(b) - Rural Development	91,642.23	61,157.22
(c) Special Areas Programmes -		
2551 - Hill Areas	17,915.94	16,925.77
2575 - Other Special Areas Programmes	17,432.15	15,890.61
Total - C(c) - Special Areas Programmes	35,348.09	32,816.19
(d) Irrigation and Flood Control -		
2701 - Major and Medium Irrigation	16,139.13	15,181.71
2702 - Minor Irrigation	28,796.62	23,238.05
2705 - Command Area Development	384.10	381.91
2711 - Flood Control and Drainage	14,178.05	6,639.99
Total - C(d) - Irrigation & Flood Control	59,497.90	45,441.65
(e) Energy -		
2801 - Power	10,084.75	31.89
2810 - Non-Conventional Sources of Energy	160.34	181.24
Total - C(e) - Energy	10,245.09	213.13
(f) Industry and Minerals -		
2851 - Village and Small Industries	7,617.62	6,496.59
2852 - Industries	9,881.54	3,986.36
2853 - Non-ferrous Mining and Metallurgical Industries	244.24	237.13
Total - C(f) - Industry and Minerals	17,743.40	10,720.09
(g) Transport -		
3051 - Ports and Lighthouses	166.11	155.10
3053 - Civil Aviation	37.02	41.10
3054 - Roads and Bridges	25,987.35	19,193.05
3055 - Road Transport	27,180.84	21,763.94
3056 - Inland Water Transport	17.21	10.55
Total - C(g) - Transport	53,388.53	41,163.73
(i) Science, Technology and Environment -		
3425 - Other Scientific Research	141.99	127.92
Total - C(i) - Science, Technology and Environment	141.99	127.92
(j) General Economic Services -		
3451 - Secretariat - Economic Services	3,544.53	3,307.75
3452 - Tourism	971.75	704.19



## STATEMENT NO. 1 - SUMMARY

## PART I -

I -

Receipts

Actuals -

2001-2002                      2002-2003

*(In lakhs of rupees)***E - Public Debt -**

6003 - Internal Debt of the State Government

23,36,313.55

27,84,326.73

6004 - Loans and Advances from the Central Government

1,67,192.59

2,56,843.42

**Total - Public Debt**25,03,506.1430,41,170.15**F - Loans and Advances -**

Loans and Advances by the State Government

16,795.43

21,335.57

**Total - Consolidated Fund**39,74,144.2145,15,051.02

## OF TRANSACTIONS.

CONSOLIDATED FUND - *contd.*Revenue - *contd.*

	Disbursement	Actuals	
		2001-2002	2002-2003
<i>(In lakhs of rupees)</i>			
<b>Expenditure Heads (Revenue Account) - <i>concl.</i></b>			
<b>C - Economic Services - <i>concl.</i></b>			
(j) General Economic Services - <i>concl.</i>			
3454 - Census, Surveys and Statistics	1,094.48	1,008.35	
3456 - Civil Supplies	1,085.43	1,720.91	
3475 - Other General Economic Services	647.37	660.84	
Total - C(j) - General Economic Services	7,343.56	7,402.04	
<b>Total - C - Economic Services</b>	<b>3,58,642.76</b>	<b>2,74,200.28</b>	
<b>D - Grants-in-Aid and Contributions -</b>			
3604 - Compensation and Assignments to Local Bodies and Panchayati Raj Institutions	26,118.27	23,170.62	
<b>Total - D - Grants-in-Aid and Contributions</b>	<b>26,118.27</b>	<b>23,170.62</b>	
<b>Total - Expenditure Heads (Revenue Account)</b>	<b>23,39,451.79</b>	<b>23,16,077.20</b>	
Revenue Surplus(+) / Deficit(-)	(-) 8,85,609.15	(-)8,63,531.90	
<b>Expenditure Heads (Capital Account)</b>			
(Figures for each Major Head are given in Statement No.2)			
<b>E - Public Debt -</b>			
6003 - Internal Debt of the State Government	13,33,765.98	17,55,013.39	
6004 - Loans and Advances from the Central Government	1,06,060.85	1,63,208.98	
<b>Total - Public Debt</b>	<b>14,39,826.83</b>	<b>19,18,222.37</b>	
<b>F - Loans and Advances -</b>			
Loans and Advances by the State Government	1,85,038.68	1,36,278.36	
<b>Total F-Loans and Advances</b>	<b>1,85,038.68</b>	<b>1,36,278.36</b>	
<b>Total : EXPENDITURE HEADS (CAPITAL ACCOUNT)</b>	<b>17,51,418.75</b>	<b>21,32,935.45</b>	
<b>Total - CONSOLIDATED FUND</b>	<b>40,90,870.54</b>	<b>44,49,012.64</b>	



## STATEMENT NO. 1 - SUMMARY

## PART II -

Receipts	Actuals	
	2001-2002	2002-2003
	<i>(In lakhs of rupees)</i>	
<b>CONTINGENCY FUND</b>		
8000 - Contingency Fund	0.08	0.12(*)
<b>Total - Contingency Fund</b>	<u>0.08</u>	<u>0.12(*)</u>

(\*) Represents expenditure met out of advances from the Contingency Fund during earlier years and recouped to the Fund during the year.

OF TRANSACTIONS.

**CONTINGENCY FUND – conclud.**

Disbursement	Actuals	
	2001-2002	2002-2003
	<i>(In lakhs of rupees)</i>	
8000 - Contingency Fund	58.96	23.23(y)
<b>Total - Contingency Fund</b>	<u>58.96</u>	<u>23.23</u>

(y) Represents expenditure met out of advances from the Contingency Fund during 2002-2003, but not recouped to the Fund till the close of the year.



## STATEMENT NO.1 - SUMMARY

## PART III

Receipts	Actuals	
	2001-2002	2002-2003
	(In lakhs of rupees)	
<b>I - Small Savings, Provident Fund etc.-</b>		
(b) State Provident Funds(x)	1,04,511.14	1,05,773.98
(c) Other Accounts(x)	1,283.86	1,952.47
<b>J - Reserve Funds -</b>		
(a) Reserve Funds bearing interest	15,808.88	7,327.94
(b) Reserve Funds not bearing interest	312.50	862.84
<b>K - Deposits and Advances -</b>		
(a) Deposit bearing interest	3,27,157.72	1,92,824.38
(b) Deposit not bearing interest	7,91,614.22	7,67,646.14
(c) Advances	17,542.01	15,742.08
<b>L - Suspense and Miscellaneous -</b>		
(b) Suspense	191.06	-94,230.69(Y)
(c) Other Accounts	11,67,951.52	12,84,647.43
(d) Accounts with Government of Foreign Countries	0.27	0.00
(e) Miscellaneous.	....	...
<b>M - Remittance</b>	2,20,358.16	1,75,641.87
<b>Total - Part III - Public Account</b>	26,46,731.97(y)	24,58,188.23(Y)
Total - Receipts	66,20,876.26	69,73,239.37
Opening Cash Balance	6,862.46	-788.87
<b>GRAND TOTAL</b>	66,27,738.72	69,72,450.50

**Explanatory Notes:**

The Cash balance represents the combined balance of the Consolidated Fund, the Contingency Fund and the Public Account. The balance against 'Deposits with Reserve Bank' represents the balance according to Government Account after taking into account Inter-Government Monetary Settlement advised to the Reserve Bank upto the 25th April, 2003. There was a difference of Rs 7,291.41 lakhs (Cr) between the figure of 'Deposits with Reserve Bank' reflected in the accounts of Rs 10,557.41 lakhs (Dr.) and that intimated by the Reserve Bank of India for Rs. 17,848.82 lakhs (Cr.). The difference is under reconciliation.

(x) A more detailed account is given in Statement No. 17.

(y) A more detailed account is given in Statement No. 16.

OF TRANSACTIONS

**PUBLIC ACCOUNT**

	Disbursement	Actuals	
		2001-2002	2002-2003
(In lakhs of rupees)			
<b>I - Small Savings, Provident Funds etc. -</b>			
	(b) State Provident Funds (x)	65,274.85	87,176.23
	(c) Other Accounts (x)	1,565.26	1,820.25
<b>J - Reserve Funds -</b>			
	(a) Reserve Funds bearing interest	12,298.83	-8,415.86(b)
	(b) Reserve Funds not bearing interest	(-) 510.12	38.80
<b>K - Deposits and Advances -</b>			
	(a) Deposits bearing interest	2,82,372.37	49,624.35
	(b) Deposits not bearing interest	7,96,336.28	8,75,985.35
	(c) Advances	17,532.13	15,745.45
<b>L - Suspense and Miscellaneous -</b>			
	(b) Suspense	(-) 1,403.57	-462.77(b)
	(c) Other Accounts	11,42,299.52	13,10,422.00
	(d) Accounts with Government of Foreign Countries	18.54	0.43
	(e) Miscellaneous..	.....	.....
<b>M - Remittance</b>			
	(a) Money Orders and other Remittances	2,21,314.53	1,80,619.41
	(b) Inter-Government Adjustment Account	479.47	193.44
	<b>Total - Part III - Public Account</b>	<u>25,37,598.09</u>	<u>25,12,746.96(y)</u>
	<b>Total - Disbursement</b>	<u>66,28,527.59</u>	<u>69,61,782.84</u>
	<b>Closing Cash Balance</b>	<u>(-) 788.87</u>	<u>1,06,67.66(c)</u>
	<b>GRAND TOTAL</b>	<u>66,27,738.72</u>	<u>69,72,450.50</u>

(x) A more detailed account is given in Statement No. 17.

(y) A more detailed account is given in Statement No. 16.

(b) Minus Expenditure was due to adjustment of Credit as Deduct Debit.

(c) Represents balance as per Government Account. This comprises Rs. 110.25 lakhs in treasuries, & Rs. 10,557.41 lakhs as deposits with Reserve Bank.

Please also see explanatory note 1 below Statement No.7.



**STATEMENT NO. 1 - SUMMARY OF TRANSACTIONS**

**Explanatory Notes :**

1. Receipts from the Government of India - The total revenue receipt of Rs 14,525.45 crores in 2002-2003 included Rs 6,793.38 cors. received from the Government of India

(i) Share of net proceeds of divisible Union Taxes	(In crores of Rupees)
(a) Taxes on income other than Corporation Tax	767.75
(b) Union Excise Duties	1,616.85
(c) Corporation Tax	996.55
(d) Other Grants - receipt from Government of India	2,360.85
(e) Customs	1,051.38

<b>Total :</b>	<b>6,793.38</b>
----------------	-----------------

2. Taxation Changes during the year: The following changes in taxation were made during the year

Measure	Date of enforcement	Expected additional yield in one full year (in crores of rupees)
---------	---------------------	--

(1)	(2)	(3)
-----	-----	-----

**1. Under 0030 - Stamps and Registration.**

(i) Enhancement of the rate of Stamp duty for Registration of Conveyance located in any Municipal Corporation or Municipality or Notified Area from 5 % to 6 % of the market value of property	01.04.2002	}
--	------------	---

(ii) Enhancement of the rate of stamp duty for registration of conveyance from 6% to 8% of the market value of property situated in the areas of any Municipal Corporation or Municipality or a Notified Area other than the areas of Kolkata Improvement Trust and Howrah Improvement.	21.10.2002	}
---	------------	---

**2. Under 0040 - Taxes on Sales, Trades etc.**

(i) Imposition of a surcharge of 10% on Sales tax Payable on commodities other than essential commodities like rice, wheat, edible oil, tea, matches, baby food, Kerosene oil. Etc.	01.04.2002	}
---	------------	---

(ii) Imposition of a turnover tax at a very low rate of 0.5% in resale of goods on which sales tax is levied at the first point of sale.	01.04.2002	}
--	------------	---

Rs. 376.00

**3. 0041 - Taxes on Vehicles**

(i) Raising the existing annual rate of additional tax on certain categories of motor vehicles by Rs. 1,000/-	01.01.2003	}
---	------------	---

**4. Under 0045 - Other Taxes and Duties on Commodities and Services.**

(i) Imposition of luxury tax under the W.B. Luxury Tax Act, 1994 on paper and converted paper products Imported from outside the country.	01.04.2002	}
---	------------	---

(ii) Levy of entertainment's tax @ 20% on the full value of tickets without any exemption for entry into amusement parks, theme parks etc.	01.04.2002	}
--	------------	---

Total of additional resource mobilisation during 2002-2003

Rs. 376.00 Crore

Rs. 25.00 Crore

Net of concession/reliefs.

Rs. 351.00 Crore

## STATEMENT NO. 1 - Contd.

## Explanatory Notes :- contd.

3. *Revenue Receipts* : The revenue decrease of Rs. 12.98 crores in revenue receipts, from Rs. 14,538.43 crores in 2001-2002 to Rs. 14,525.45 in 2002-2003 was mainly under :-

Major Head of account	Decrease (In crores of rupees)	Main Reasons
Grants-in-aid from Central Government		
0043 Taxes and Duties on Electricity	2,09.34	Decrease was due to less collection of taxes and duties on Electricity
0408 Food Storage & Warehousing	1,39.50	Decrease was due to less collection of taxes from Warehousing
0029 Land Revenue	52.93	Decrease was due to less collection of Land Revenue
0021 Taxes on Income Other than Corporation Tax.	27.51	Decrease was due to less receipt of Income Tax share
0202 Education, Sports, Art & Culture	22.33	Decrease was due to less collection from Games and Sports
0049 Interest Receipts	20.15	Decrease was due to less collection of interest from Public Sector and Other Undertakings
0071 Interest Receipts towards Pension & other Retirement Benefits.	8.52	Decrease was due to less collection on Other Receipts

The above decrease in receipts was partly offset by increase mainly under :-

Major Head of account	Increase (In crores of rupees)	Main Reasons
0040 Taxes on Sales, Trade etc	3,89.05	Increase was due to larger collection of Sales Tax
0030 Stamps & Registration Fees	1,65.02	Increase was due to Escalation of duties on Judicial and Non-Judicial Stamp
0045 Other Taxes and Duties on Commodities and Services	1,47.83	Increase was due to larger collection of Taxes and Duties
0038 Union Excise Duties	1,01.90	Increase was due to larger collection of Union Excise Duties
0020 Corporation Tax	83.17	Increase was due to larger collection of Corporation Tax
0037 Customs	75.40	Increase was due to larger collection of Customs Duties
0039 State Excise	54.42	Increase was due to Larger collection of excise from the sale of Country liquor.
0041 Taxes on Vehicles	40.75	Increase was due to larger collection on from taxes on Vehicles
0044 Service Tax	33.95	Increase was due to larger collection of Service Tax
0406 Forestry and Wild Life	29.80	Increase was due to larger collection from Forestry and Wild life



## STATEMENT NO.1 - Contd.

## Explanatory Notes :- contd.

Major Head of account	Increase (In crores of rupees)	Main Reasons
0070 Other Administrative Services	18.41	Increase was due to more contribution towards issue of voters Identity Cards.
0028 Other Taxes on Income and Expenditure	7.47	Increase was due to larger collection of Taxes on Profession, Trades, Callings and Employment.
1475 Other General Economic Services	6.91	Increase was due to larger receipts from Central on account of Census
0425 Co-operation	5.40	Increase was due to larger collection from Co-operation

Expenditure on Revenue Account :- The expenditure on Revenue Account decreased from Rs. 23,394.52 crores in 2001-2002 to Rs. 23,160.77 crores in-2002-2003. The decrease of Rs. 233.75 crores was mainly under :-

Major Head of account	Decrease (In lakhs of rupees)	Main Reasons
		Decrease was due to less expenditure on
2217 Urban Development	4,36.43	Urban Development Work
2515 Other Rural Development	3,00.07	Panchayati Raj Dev. Work
2215 Water Supply and Sanitation	1,51.49	Sanitation Work
2202 General Education	1,18.28	Secondary Education
2801 Power	1,00.53	New Industrial Schemes
2711 Flood Control and Drainage	75.38	Repair of Drains
3054 Roads and Bridges	67.94	Census work on Roads and Bridges
2852 Industries	58.95	New Industries Dev. Schemes
2702 Minor Irrigation	55.59	Minor Irrigation Work
3055 Road Transport	54.17	New Metro Project from Tallyguangs to Garia
2015 Elections	50.18	Non Election Work
2070 Other Administrative Services	45.28	Administrative Services
2406 Forestry and Wild Life	32.61	Biological park and public garden
3604 Compensation and Assignments	29.48	Less grants to Local Bodies
2059 Public Works	27.56	Road Construction
2251 Secretariat - Social Services	26.42	Social Services
2225 Welfare of Schedule Castes	21.86	Dev. Of the SC/ST and OBC
2204 Sports and Youth Services	21.15	Welfare program for the youths
2235 Social Security and Welfare	21.05	Integrated child and Women Welfare
2405 Fisheries	18.93	Dev. of Pisciculture
2575 Other Special Areas Programme	15.42	Dev. of Tribal areas
2055 Police	15.05	Decrease was due to less expenditure on Dist Police
2401 Crop Husbandry	13.93	Agricultural Farms
2211 Family Welfare	11.85	CSNS of Rural Family Welfare
2851 Village and Small Industries	11.21	Dev. of New Industrial Scheme
2404 Dairy Development	10.79	Less Grants for Dairy Development

## STATEMENT NO. 1 - Concl'd.

**Explanatory Notes :- concl'd.**

Major Head of account	Decrease (In lakhs of rupees)	Main Reasons
2216 Housing	10.40	Other Schemes
2551 Hill Areas	9.90	Less assistance to DGHC
2250 Other Social Services	9.83	Less Development on TASP
2701 Major and Medium Irrigation	9.57	Less Work on Irrigation Project
2203 Technical Education	8.22	Training and Technical Education
2505 Rural Employment	6.63	Less Rural Employment
2435 Other Agricultural Programmes	6.20	Other Agricultural Programmes

The above decrease in expenditure was partly offset by increase mainly under :-

Major Head of account	Increase (In lakhs of rupees)	Main Reasons
		Increase was due to larger expenditure on
2049 Interest Payment	12,91.08	Interest Liabilities
2071 Pensions and Other Retirement benefit	1,54.36	Retirement Benefits
2245 Relief on account of Natural Calamities	1,11.47	Calamities Relief Work
2048 Appropriation for reduction or avoidance of debt.	24.00	Enhancement of Sinking Fund
2210 Medical and Public Health	18.14	ESI Schemes and other programmes
2047 Other Fiscal Services	10.69	Collection of Taxes
3456 Civil Supplies	6.35	Other Expenditure
2205 Art and Culture	5.04	Cultural Activities



**STATEMENT NO.2 - CAPITAL OUTLAY - OUTSIDE THE REVENUE ACCOUNT  
PROGRESIVE CAPITAL OUTLAY TO END OF 2002-2003**

Sl No	Major Head of Accounts	Expenditure upto 2001-2002	Expenditure During 2002-2003	Total	
1	2	3	4	5	
			(In lakhs of rupees)		
<b>EXPENDITURE HEADS (CAPITAL ACCOUNT)</b>					
<b>A. Capital Account of General Services</b>					
1	4058	Capital Outlay on Stationery and Printing	53.85	0.00	53.85
2	4059	Capital Outlay on Public Works	51,640.46	3,197.32	54,837.78
3	4070	Capital Outlay on other Administrative Services	101.68	0.00	101.68
<b>Total:A.</b>		<b>Capital Account of General Services</b>	<b>51,795.99</b>	<b>3,197.32</b>	<b>54,993.31</b>
<b>B. Capital Account of Social Services</b>					
<b>(a) Capital Account of Education, Sports, Art and Culture</b>					
4	4202	Capital Outlay on Education, Sports, Arts and Culture	20,896.00	491.10	21,387.10
<b>Total:B(a)</b>		<b>Capital Account of Education, Sports, Art and Culture</b>	<b>20,896.00</b>	<b>491.10</b>	<b>21,387.10</b>
<b>(b) Capital Account of Health and Family Welfare</b>					
5	4210	Capital Outlay on Medical and Public Health	56,363.66	4,153.17	60,516.83
6	4211	Capital Outlay on Family Welfare	8,805.06	0.00	8,805.06
<b>Total:B(b)</b>		<b>Capital Account of Health and Family Welfare</b>	<b>65,168.72</b>	<b>4,153.17</b>	<b>69,321.89</b>
<b>(c) Capital Account of Water Supply, Sanitation, Housing and Urban Development</b>					
7	4215	Capital Outlay on Water Supply and Sanitation	9.83	4,724.29	4,734.12
8	4216	Capital Outlay on Housing	45,459.33	2,295.90	47,755.23
9	4217	Capital Outlay on Urban Development	3,022.93	35.00	3,057.93
<b>Total:B(c)</b>		<b>Capital Account of Water Supply, Sanitation, Housing and Urban Development</b>	<b>48,492.09</b>	<b>7,055.19</b>	<b>55,547.28</b>
<b>(d) Capital Account of Information and Broadcasting</b>					
10	4220	Capital Outlay on Information and Publicity	1,826.07	46.17	1,872.24
<b>Total:B(d)</b>		<b>Capital Account of Information and Broadcasting</b>	<b>1,826.07</b>	<b>46.17</b>	<b>1,872.24</b>
<b>(e) Capital Account of Welfare of Scheduled Castes, Scheduled Tribes and other Backward Classes</b>					

**STATEMENT NO.2 - CAPITAL OUTLAY - OUTSIDE THE REVENUE ACCOUNT**  
**PROGRESIVE CAPITAL OUTLAY TO END OF 2002-2003**

Sl No	Major Head of Accounts	Expenditure upto 2001-2002	Expenditure During 2002-2003	Total
1	2	3	4	5
			(In lakhs of rupees)	
11 4225	Capital Outlay on Welfare of Scheduled Castes, Scheduled Tribes and Other Backward Classes	11,050.32	155.71	11,206.03
Total:B(e)	Capital Account of Welfare of Scheduled Castes, Scheduled Tribes and other Backward Classes	<u>11,050.32</u>	<u>155.71</u>	<u>11,206.03</u>
(g)	Capital Account of Social Welfare and Nutrition			
12 4235	Capital Outlay on Social Security and Welfare	5,187.40	291.70	5,479.10
Total:B(g)	Capital Account of Social Welfare and Nutrition	<u>5,187.40</u>	<u>291.70</u>	<u>5,479.10</u>
(h)	Capital Account of Other Social services			
13 4250	Capital Outlay on other Social Services	2,854.81	75.36	2,930.17
Total:B(h)	Capital Account of Other Social services	<u>2,854.81</u>	<u>75.36</u>	<u>2,930.17</u>
Total: B.	Capital Account of Social Services	<u>1,55,475.41</u>	<u>12,268.40</u>	<u>1,67,743.81</u>
C.	Capital Accounts of Economic services			
(a)	Capital Account of Agriculture and Allied Activities			
14 4401	Capital Outlay on Crop Husbandry	2,405.36	2.08	2,407.44
15 4402	Capital Outlay on Soil and Water Conservation	65.65	0.00	65.65
16 4403	Capital Outlay on Animal Husbandry	3,723.04	56.09	3,779.13
17 4404	Capital Outlay on Dairy Development	7,489.15	90.85	7,580.00
18 4405	Capital Outlay on Fisheries	3,667.46	485.29	4,152.75
19 4406	Capital Outlay on Forestry and Wild Life	823.45	0.00	823.45
20 4407	Capital Outlay on Plantations	1,369.46	90.00	1,459.46
21 4408	Capital Outlay on Food Storage and Warehousing	8,431.28	77.70	8,508.98
22 4415	Capital Outlay on Agricultural Research and Education	306.26	5.14	311.40
23 4425	Capital Outlay on Co-operation	16,213.36	747.46	16,960.82
24 4435	Capital Outlay on other Agricultural Programmes	1,242.79	236.65	1,479.44
Total:C(a)	Capital Account of Agriculture and Allied Activities	<u>45,737.26</u>	<u>1,791.26</u>	<u>47,528.52</u>



**STATEMENT NO.2 - CAPITAL OUTLAY - OUTSIDE THE REVENUE ACCOUNT  
PROGRESIVE CAPITAL OUTLAY TO END OF 2002-2003**

Sl No	Major Head of Accounts	Expenditure upto 2001-2002	Expenditure During 2002-2003	Total
1	2	3	4	5
			(In lakhs of rupees)	
<b>(b) Capital Account of Rural Development</b>				
25	4515 Capital Outlay on other Rural Development Programmes	1,210.55	0.00	1,210.55
<b>Total:C(b) Capital Account of Rural Development</b>		<b>1,210.55</b>	<b>0.00</b>	<b>1,210.55</b>
<b>(c) Capital Account of Special Areas Programme</b>				
26	4551 Capital Outlay on Hill Areas	757.28	60.00	817.28
27	4575 Capital Outlay on other Special Areas Programmes	18,465.73	2,075.40	20,541.13
<b>Total:C(c) Capital Account of Special Areas Programme</b>		<b>19,223.01</b>	<b>2,135.40</b>	<b>21,358.41</b>
<b>(d) Capital Account of Irrigation and Flood Control</b>				
28	4701 Capital Outlay on Major and Medium Irrigation	1,54,986.87	7,315.50	1,62,302.37
29	4702 Capital Outlay on Minor Irrigation	45,098.96	1,024.11	46,123.07
30	4705 Capital Outlay on Command Area Development	5,343.11	300.14	5,643.25
31	4711 Capital Outlay on Flood Control Projects	97,791.73	7,843.55	1,05,635.28
<b>Total:C(d) - Capital Account of Irrigation and Flood Control</b>		<b>3,03,220.67</b>	<b>16,483.30</b>	<b>3,19,703.97</b>
<b>(e) Capital Account of Energy</b>				
32	4801 Capital Outlay on Power Projects	2,40,893.97	14,184.00	2,55,077.97
<b>Total:C(e) Capital Account of Energy</b>		<b>2,40,893.97</b>	<b>14,184.00</b>	<b>2,55,077.97</b>
<b>(f) Capital Account of Industry and Minerals</b>				
33	4851 Capital Outlay on Village and Small Industries	13,780.39	958.50	14,738.89
34	4853 Capital Outlay on Non-Ferrous Mining and Metallurgical Industries	0.91	0.00	0.91
35	4855 Capital Outlay on Fertilizer Industries	22.63	0.00	22.63
36	4856 Capital Outlay on Petro-Chemical Industries	58,433.93	0.55	58,434.48
37	4857 Capital Outlay on Chemicals and Pharmaceutical Industries	1,017.38	108.00	1,125.38
38	4858 Capital Outlay on Engineering Industries	4,256.09	0.00	4,256.09
39	4859 Capital Outlay on Telecommunication and Electronic	13,000.95	600.00	13,600.95

**STATEMENT NO.2 - CAPITAL OUTLAY - OUTSIDE THE REVENUE ACCOUNT  
PROGRESIVE CAPITAL OUTLAY TO END OF 2002-2003**

Sl No	Major Head of Accounts	Expenditure upto 2001-2002	Expenditure During 2002-2003	Total
1	2	3	4	5
		(In lakhs of rupees)		
	Industries			
40	4860 Capital Outlay on Consumer Industries	17,525.58	315.18	17,840.76
41	4875 Capital Outlay on Other Industries	587.16	5.26	592.42
42	4885 Capital Outlay on Industries and Minerals	37,943.84	1,858.80	39,802.64
Total:C(f) Capital Account of Industry and Minerals		<u>1,46,568.86</u>	<u>3,846.29</u>	<u>1,50,415.15</u>
(g)	Capital Account of Transport			
43	5051 Capital Outlay on Ports and Light Houses	0.01	0.00	0.01
44	5054 Capital Outlay on Roads and Bridges	2,45,508.68	16,199.60	2,61,708.28
45	5055 Capital Outlay on Road Transport	22,711.14	6,921.64	29,632.78
46	5056 Capital Outlay on Inland and Water Transport	3,476.40	0.00	3,476.40
47	5075 Capital Outlay on other Transport Services	3,896.92	1,173.78	5,070.70
Total: C(g) Capital Account of Transport		<u>2,75,593.15</u>	<u>24,295.02</u>	<u>2,99,888.17</u>
(j)	Capital Account of General Economic Services			
48	5452 Capital Outlay on Tourism	1,280.85	122.50	1,403.35
49	5465 Investments in General Financial and Trading Institutions	2,846.81	76.88	2,923.69
50	5475 Capital Outlay on other General Economic Services	6,214.47	34.36	6,248.83
Total:C(j) Capital Account of General Economic Services		<u>10,342.13</u>	<u>233.74</u>	<u>10,575.87</u>
Total: C Capital Accounts of Economic services		<u>10,42,789.60</u>	<u>62,968.99</u>	<u>11,05,758.61</u>
<b>Total: EXPENDITURE HEADS (CAPITAL ACCOUNT)</b>		<u><b>12,50,061.00</b></u>	<u><b>78,434.73</b></u>	<u><b>13,28,495.73</b></u>



## STATEMENT NO. 2-contd

Notes (1) The financial results of schemes, the expenditure on which has been recorded under the major heads- "4701-Capital Outlay on Major and Medium irrigation (Commercial)" and "4711-Capital Outlay on Flood Control Projects", are given in Statement No.3.

(2) In 2002-2003 Government invested Rs.5,996.93 lakhs, out of which in Statutory Corporation (Rs.1,851.00 lakhs), Government Companies (Rs.2,556.68 lakhs), Banks (Rs. Nil), Joint Stock Companies (Rs.111.05 lakhs) and Cooperative Institutions & Others (Rs.1,478.20 lakhs). The total investment of Government in the share capital and debentures of different concerns at the end of 2000-2001, 2001-2002 & 2002-2003 was Rs.3,86,795.25 lakhs, Rs. 4,14,372.91 lakhs & Rs.4,21,175.62 lakhs respectively and the dividend / interest received therefrom was Rs.317.97 lakhs, Rs. 376.70 lakhs & Rs.138.19 lakhs respectively. Further details are given in Statement No. 14 and Appendix - I.

(3) (a) A summary of the financial results of the working of departmentally managed Government undertakings as disclosed by the latest available proforma accounts is given below:

Name of the undertaking/Scheme	Major head under which accounted for	Year of account	Capital employed	Profit(+) Loss(-)	Percentage of profit or loss to capital employed
1	2	3	( In lakhs of rupees )		6
			4	5	
1. Schemes for Public Distribution of Food grains	2408-Food and Supply	1996-97	5219.71	(-) 219.35	4.20
2. Durgapur Milk Supply	2404-Dairy Development	1994-95	2153.20	(-) 217.72	10.11
3. Burdwan Milk Supply	-DO-	1999-2000	2425.27	(-) 171.90	7.09
4. Greater Calcutta Milk supply scheme, Calcutta and Haringhata	-DO-	2000-2001	75761.69	(-) 6385.74	8.43
5. Krishnagar Milk Supply Scheme	-DO-	1999-2000	2552.35	(-) 366.28	14.35
6. Surgical Instrument Servicing Station, Baruipur	2851-Village and Small Industries	1997-98	176.28	(-) 18.98	10.77
7. Central Engineering Organisation Dasnagar, Howrah	-DO-	1997-98	512.73	(-) 47.30	9.23
8. Directorate of Brick Production (Manual)	2852-Industries	1990-91	448.98	(-) 94.00	20.94
9. Directorate of Cinchona and other Medicinal Plants	-Do-	1991-92	10076.19	(-) 751.58	7.46
10. Directorate of Brick Production Mechanised Brick Factory, Palta	-Do-	1990-91	1031.22	(-) 145.96	14.15
11. Scheme for production of shark Liver Oil, Fishmeal etc.	2405-Fisheries	1993-94	1.32	(-) 1.46	110.60
12. Industrial Estate Howrah	2851-Village & Small Scale Industries	1994-95	125.93	(-) 1.54	1.22
13. Wood Industries Centre, Kalyani	-Do-	1997-98	635.58	(-) 53.25	8.38
14. Undertaking of Darjeeling Ropeway Company Ltd.	2852-Industries	1982-83	26.19	(-) 3.96	15.12
15. Wood Industries Centre, Durgapur	2851-Village & Small Industries	1997-98	445.20	(-) 47.80	10.74
16. Wood Industries Centre, Siliguri	-Do-	1997-98	295.14	(-) 36.04	12.21



STATEMENT NO - 2 -concl'd.

(3)(b) Arrears. in preparation of proforma accounts in respect of other undertakings/schemes are given below :

Name of the undertaking/schemes 1	Major head under which accounted for 2	Year from which accounts are due 3
Central Engineering Organisation, Dasnagar	2851-Village and Small Industries	1998-99
Integrated Wood Industries Centre, Kalyani and Durgapur	2851-Village and Small Industries	1998-99
Trg. -cum-Production Centre for Woods Industries, Siliguri	2851-Village and Small Industries	1998-99
Government Sales Emporium, Calcutta & Howrah	2851-Village and Small Industries	from 1951-52 to 1962-63 & from 1969-70 to 1980-81.
Surgical Instrument Servicing Station, Baruipur	2851-Village and Small Industries	1998-99
Mechanical Toy-Making Centre, Chinsurah	2851-Village and small Industries	1972-73
Scheme for production of Shark Liver Oil, Fishmeal etc.	2405-Fisheries	1994-95
Oriental Gas Company's Undertakings	2852-Industries	1960-61
Directorate of Brick Production (Manual)	2852-Industries	1991-92
Mechanised Brick Factory, Palta	2852-Industries	1991-92
Greater Calcutta Milk Supply Scheme	2404-Dairy Development	2001-2202
Durgapur Milk Supply Scheme	2404-Dairy Development	1995-96
Burdwan Milk Supply Scheme	2404-Dairy Development	2000-2001
Krishnagar Milk Supply Scheme	2404-Dairy Development	2000-2001
Directorate of Cinchona and other Medicinal plants (Cinchona Branch)	2852-Industries	1992-93
Undertaking of the Darjeeling Rope Way Company Ltd	2852-Industries	1983-84
Kanchrapara Area Development Scheme (Kalyani Town-ship)	-Do-	1975-76
Sisal Plantation Scheme	-Do-	1955-56
Silk Reeling Scheme under Deputy Director of Industries(Cottage) of the Directorate of Handloom and Textile	2851-Village and Small Industries	1956-57
Consolidated Proforma Accounts of Hats/Bazars. under the management of Government	2851-Village and Small Industries	1982-83
Scheme for public distribution of food grains	2408-Food and Supply	1997-98
Industrial Estate, Howrah	2851-Village and Small Industries	1995-1996



**STATEMENT NO. 3 - FINANCIAL RESULTS OF IRRIGATION WORKS**

Name Of Project	CAPITAL OUTLAY						REVENUE RECEIPTS DURING 2002-2003			Revenue forgone or remission of revenue during 2002-2003	Total revenue (cols 10 and 11)
	DURING 2002-2003			TO END OF 2002-2003			(In lakhs of rupees)				
	(In lakhs of rupees)			(In lakhs of rupees)							
1	Direct 2	Indirect 3	Total 4	Direct 5	Indirect 6	Total 7	Direct 8	Indirect 9	Total 10	(In lakhs of rupees) 11	(In lakhs of rupees) 12
<b>Drainage -</b>											
Bagjola-Ghuni-Jatragachi Drainage			0.00	101.76	0.87	102.63				0.00	0.00
East Mograhat	106.58		106.58	2,149.43		2,149.43				0.00	0.00
Sonarpur-Arapanch Drainage Scheme			0.00	159.75	1.43	161.18				0.00	0.00
<b>Major Irrigation (Commercial) -</b>											
Damodar Valley Project	117.76		117.76	18,132.75	144.68	18,277.43	131.79		131.79		131.79
Kangsabati Reservoir Project	1,625.85		1,625.85	33,009.00	165.10	33,174.10	31.69		31.69		31.69
Mayurakshi Reservoir Project	39.17		39.17	3,760.43	29.57	3,790.00	45.66		45.66		45.66
Teesta Barrage Project	4,901.01		4,901.01	90,754.91		90,754.91	10.83		10.83		10.83
<b>Medium Irrigation (Commercial)</b>											
Damodar Canal			0.00	128.19	1.61	129.80	0.01		0.01		0.01
Midnapore Canal			0.00	83.07	1.85	84.92	17.45		17.45		17.45
<b>Medium Irrigation (Non-Commercial)</b>											
Eastern Canals			0.00	52.14	0.39	52.53				0.00	0.00
Hijli Tidal Canals			0.00	25.51	0.63	26.14				0.00	0.00
<b>TOTAL :</b>	<b>6,790.37</b>		<b>6,790.37</b>	<b>1,48,356.94</b>	<b>346.13</b>	<b>1,48,703.07</b>	<b>237.43</b>		<b>237.43</b>		<b>237.43</b>

Total revenue (cols 10 and 11)	Working expenses and maintenance charges during 2002-2003 (In lakhs of rupees)		Net Revenue excluding Interest		Interest on direct capital outlay (In lakhs of rupees)	Net Profit or loss after meeting interest	
			Surplus of Revenue (col 12) over expenditure (col 15) (In lakhs of rupees)	Rate per cent of capital outlay to the end of 2002-2003		Surplus of revenue over expenditure(+) or excess of expenditure over revenue(-) (In lakhs of rupees)	Rate per cent of capital outlay to end of the year (In lakhs of rupees)
Direct 13	Indirect 14	Total 15	16	17	18	19	20
4.34	0.04	4.38	-4.38	-4.27	6.11	-10.48	-10.22
		0.00	0.00	0.00	125.77	-125.77	-5.85
49.82	0.50	50.32	-50.32	-31.22	9.58	-59.90	-37.17
2,062.35	20.62	2,082.97	-1,951.19	-10.68	1,084.43	-3,035.62	-16.61
777.23	7.77	785.00	-753.31	-2.00	1,931.76	-2,685.08	-8.09
1,494.20	14.94	1,509.14	-1,463.47	-38.61	224.45	-1,687.93	-44.54
		0.00	10.83	0.01		10.83	0.01
154.16	1.54	155.70	-155.70	-119.95	7.69	-163.39	-125.87
280.87	2.81	283.68	-266.23	-313.50	4.98	-271.21	-319.37
33.77	0.34	34.11	-34.11	-64.94	3.13	-37.24	-70.89
117.00	1.17	118.17	-118.17	-452.01	1.53	-119.70	-457.86
4,973.74	49.73	5,023.47	-4,786.05	-3.22	3,399.43	-8,185.49	-5.50



### STATEMENT NO. 3-concl'd.

#### Explanatory Notes :

1. Productive and unproductive works : Works in the Irrigation Department are classified as productive or unproductive according as the net revenue (gross revenue less working expenses), derived from each work on the expiry of ten years from the date of closure of the construction estimates covers or does not cover the prescribed annual interest charges on capital invested.

The rate of interest prescribed for different years was as follows :

Projects sanctioned before 1st April 1919 - 4 percent.  
Projects sanctioned between 1st April 1919 and 1st August 1921 - 5 percent.  
Projects sanctioned between 2nd August 1921 and 31st March 1941 - 6 percent.  
Projects sanctioned between 1st April 1941 and 31st March 1956 - 4 percent.  
Projects sanctioned between 1st April, 1956 and 31st March, 1959 - 4½ percent.  
Projects sanctioned between 1st April, 1959 and 31st March, 1963 - 4.25 percent.  
Projects sanctioned between 1st April, 1963 and 31st March, 1964 - 4½ percent.  
Projects sanctioned between 1st April, 1964 and 31st March, 1965 - 5 percent.  
Projects sanctioned between 1st April, 1965 and 31st March, 1966 - 5½ percent.  
Projects sanctioned between 1st April, 1966 and 31st March, 1967 - 5 percent.  
Projects sanctioned between 1st April, 1967 and 31st March, 1973 - 5½ percent.  
Projects sanctioned between 1st April, 1973 and 31st March, 1974 - 6¼ percent.  
Projects sanctioned between 1st April, 1974 and 31st March, 1979 - 6.75 percent.  
Projects sanctioned between 1st April, 1979 and 31st March, 1993 - 6 percent.  
Projects sanctioned between 1st April, 1993 and 31st March, 1994 - 6 percent.  
Projects sanctioned between 1st April, 1994 and 31st March, 1995 - 6 percent.  
Projects sanctioned between 1st April, 1995 and 31st March, 1996 - 6 percent.  
Projects sanctioned between 1st April, 1996 and 31st March, 1997 - 7 percent.  
Projects sanctioned between 1st April, 1997 and 31st March, 1998 - 7 percent.  
Projects sanctioned between 1st April, 1998 and 31st March, 1999 - 7 percent.  
Projects sanctioned between 1st April, 1999 and 31st March, 2000 - 7 percent.  
Projects sanctioned between 1st April, 2000 and 31st March, 2001 - 6.5 percent.  
Projects sanctioned between 1st April, 2001 and 31st March, 2002 - 6 percent...  
Project sanctioned between 1st April, 2002 and 31st March, 2003 - Not available from the Govt.

The productivity test involves certain *proforma* adjustments which do not appear in Government accounts. If a work classed as productive fails to yield the prescribed return for three successive years it is transferred to the unproductive class. Similarly, if a work classed as unproductive succeeds in yielding for three successive years the prescribed return, it is transferred to the productive class.

There was no productive work in the State at the end of 2002-2003.

2. The revenue realised from the ten schemes during 2002-2003 (shown in this statement) was Rs.2.37 crores ( 0.18 percent of the capital outlay of Rs.1,487.03 crores).

The revenue receipts of none of these schemes were sufficient to cover even the direct working expenses. After meeting the working expenses and interest charges the ten schemes suffered a net loss of Rs.81.85 crores ( 5.50 percent of the Capital Outlay). The loss under Damodar Valley Project (Rs.30.36 crores), Kangsabati Reservoir Project (Rs.26.85 crores) and Mayurakshi Reservoir Project (Rs.16.88 crores) was substantial.



**STATEMENT NO. 4 - DEBT POSITION**

Nature of Debt (1)	Balance on 1st April 2002 (2)	(i) Statement of borrowings		Balance on 31st March 2003 (5)	Net Increase(+)/ decrease(-) During the year (6)
		Receipts during the year (3)	Repayments during the year (4)		
<i>( In Crores of Rupees )</i>					
E- Public debt-					
I- Internal Debt of the State	30,670.00	27,843.27	17,550.13	40,963.14	(+) 10,293.14
II- Loans and Advances from the Central Government	23,717.36	2,568.43	1,632.09	24,653.70	(+) 936.34
<b>Total-Public Debt</b>	<b>54,387.36</b>	<b>30,411.70</b>	<b>19,182.22</b>	<b>65,616.84</b>	<b>(+) 11,229.48</b>
III-Small Savings, Provident Funds, etc					
State Provident Funds	3,999.75	1,057.74	871.76	4,185.73	(+) 185.98
Insurance and Pension Funds	78.77	19.52	18.20	80.09	(+) 1.32
<b>Total - Small Savings, Provident Funds, etc.</b>	<b>4,078.52</b>	<b>1,077.26</b>	<b>889.96</b>	<b>4,265.82</b>	<b>(+) 187.30</b>
<b>GRAND TOTAL</b>	<b>58,465.88</b>	<b>31,488.96</b>	<b>20,072.18</b>	<b>69,882.66</b>	<b>(+) 11,416.78</b>

A detailed account of Debt Position of the State Government is given in Statement No. 17.

No Law under Article 293 of the Constitution has been passed by the state Legislature laying down the limits within which Government may borrow on the Security of the Consolidated Fund of the State.

The debt Liability of the Government increased by Rs. 11,416.78 crores during the year.

**Explanatory Notes-**

**1- Internal Debt of the State Government:**

**Market Loans bearing Interest:-** These are long term loans (which have a currency of more than 12 months) raised in the open market to finance various projects, etc. During the year a loan of Rs. 613.42, Rs. 152.65, Rs. 901.77 and Rs. 838.30 crores bearing interest @ 7.80% 7.35%, 6.95% & 6.75% respectively. These loans are redeemable in August' 2012, October' 2012, February' 2013 and March' 2013 respectively.

**Arrangement for Amortisation -** The arrangements have been made by the Government for amortisation of open market loan commencing from the year 2004 - 2005. The operation of the scheme has come into force with effect from the Financial year 1999-2000

(a) Sinking Fund : The balance in the fund at the commencement and end of 2002-2003 are given below :

	Balance on 1st April'2002	Addition during the year	Withdrawal during the year	Balance on 31st March' 2003.
		<i>( In crores of rupees )</i>		
Sinking Fund	0.09	Nil	Nil	0.09

At the end of the accounting year 2002-2003 investment in securities of Government of India, other States and other autonomous bodies becomes 'nil'.

**2. Ways and Means Advances from the Reserve Bank of India -** Under an agreement with the Reserve Bank of India, the State Government has to maintain with the Bank daily a minimum balance of Rs. 2.48 crores w.e.f. 01.03.1999. If the balance falls below the agreed minimum on any day, the deficiency is made good by taking Ways and Means Advance / Overdraft from the Bank.

At the end of 2001-02 there was an amount of Rs. 2,100.80 crores outstanding in respect of Ways and Means Advances. During the year, Special Ways and Means Advances for Rs. 1938.97 crores, Overdraft for Rs. 12,345.70 crores and Shortfall for Rs. 54.07 crores were taken out of which Repayment were made in part alongwith interest for Rs. 76.45 Crores in lump. On 31<sup>st</sup> March' 2003. There was an outstanding of Rs. 132.00 Crores in respect of Ways and Means Advances as well as in respect of Shortfall and Overdraft.

**3. Loans from other Institutions -** These represents loans from autonomous bodies like Central Warehousing Corporation, the State Trading Corporation, the Calcutta Metropolitan Development Authority, the Indian Dairy Corporation, the Khadi and Village Industries Corporation, the Rural Electrification Corporation, the Housing and Urban Development Corporation, Indian Oilseeds Corporation and National Insurance Corporation of India. The full particulars of outstanding loans are given in Annexure to Statement No. 17. Government have not made any amortisation arrangement for repayment of loans taken from autonomous bodies.



**STATEMENT NO. 4 - DEBT POSITION**

**(i) Statement of Borrowings- Contd.**

**II. Loans and Advances from the Central Government:**

Details of loan from Government of India are given in Statement No. 17

During 2002-2003 loans to the extent of Rs. 2,568.43 crores were received by the State Government from the Government of India and Rs.1,632.09 crores were paid towards repayment of loans along with interest of Rs.3,178.81 crores. There was no outstanding in respect of repayment of loans from Central Government and payment of interest thereon.

Govt. of West Bengal have not considered any amortisation arrangement necessary for loans obtained from Govt. of India.

**(ii) Other obligations**

In addition to the above, the balance at the credit of earmarked and other funds as also certain deposits to the extent to which they have not been invested but are merged with the general Cash Balance of the Government, also constitute liability of the State Government. Such liability at the end of 2002-2003 was Rs. 7,660.41 crores as shown below (further details are given in Statement Nos. 16 and 19).

Nature of Obligation	Balance on 1st April 2002	Receipts during the year	Repayments during the year	Balance on 31st March 2003	Net Increase During the year
(1)	(2)	(3)	(4)	(5)	(6)
<i>( In Crores of Rupees )</i>					
1. Interest bearing obligations, such as depreciation reserve funds of commercial undertakings and civil deposits	3,016.66	2,001.52	412.08	4,606.10	1,589.44
2. Non-interest bearing obligations, such as deposits of local funds, civil deposits and earmarked funds	4,129.46	7,685.09	8,760.24	3,054.31	-1,075.15
<b>TOTAL</b>	<b>7,146.12</b>	<b>9,686.61</b>	<b>9,172.32</b>	<b>7,660.41</b>	<b>514.29</b>

**STATEMENT NO. 4 - DEBT POSITION**

**(iii) Service of debt - Concl'd.**

**(a) Interest on Debt and other Obligations:**

The outstanding gross debt and other obligations, and the total net amount of interest charges met from revenue during 2001-2002 and 2002-2003 were as shown below :

	2001-2002	2002-2003	Net increase(+)/ decrease(-) during the year
	( In crores of rupees )		
Gross debt other obligations outstanding at the end of the year	65,612.00	77,543.07	(+) 11,931.07
(i) Interest paid by Government----			
(a) On public debt and small savings, Provident Funds, etc.	6,186.26	7,409.44	(+) 1,223.18
(b) Other obligations	187.38	257.03	(+) 69.65
(iii) Total - (a) and (b)	6,373.64	7,666.47	(+) 1,292.83
(ii) Deduct---			
(a) Interest received on loans and advances given by Government	25.82	8.87	(-) 16.95
(b) Interest realised on investment of cash balance	39.22	36.73	(-) 2.49
Total - (a) and (b)	65.04	45.60	(-) 19.44
Net amount of interest charges	6,308.60	7,620.87	(+) 1,312.27
Percentage of gross interest item(i) to total revenue receipts	44.51	52.78	-- (+) 8.27
Percentage of net interest item(iii) to total revenue receipts	44.06	52.47	(+) 8.41

There were, in addition, certain other receipts and adjustments (Rs. 50.14 Crores) such as interest received from Commercial Departments, etc. If these are also taken into account, the net burden of interest (actually paid) on revenue will be Rs. 7,609.33 Crores i.e. 52.39 percent of the revenue receipts.

Government also received during the year Rs. 1.38 Crores as dividend from investment in commercial undertakings, etc.

**Note :** Payment of interest due to Government was withheld by the Damodar Valley Corporation pending adjustment against the dues from Government on account of water rates and deficits on irrigation, power and flood control. Interest due to Government at the close of the year 1994-1995 was Rs.136.95 crores and no information was received thereafter.



## STATEMENT NO. 5 - LOANS AND ADVANCES BY THE STATE GOVERNMENT

## (i) Statement of Loans and Advances

Class of Loans and Advances	Balance on 1st April 2002	Paid During the year	Repaid during the year	Balance on 31st March 2003	Net addition during the year
1	2	3	4	5	6
(In crore of rupees)					
<b>1. Loans for Social Services</b>					
(a) Education, Sports, Art and Culture	11.13	( X )	( X )	11.13	( X )
(b) Health and Family Welfare	0.40	( X )	( X )	0.40	( X )
(c) Water Supply, Sanitation Housing & Urban Development	572.74	14.77	0.37	587.14	14.40
(d) Information and Broadcasting	12.10	0.30	( X )	12.40	0.30
(e) Welfare of Scheduled castes, scheduled Tribes and other Backward Classes	4.43	( X )	( X )	4.43	( X )
(g) Social Welfare & Nutrition	4.35	0.01	( X )	4.36	0.01
(h) Others	15.34	( X )	0.11	15.23	(-)0.11
<b>Total-(1) Loans for Social Services</b>	<b>620.49</b>	<b>15.08</b>	<b>0.48</b>	<b>635.09</b>	<b>14.60</b>
<b>2. Loans for Economic Services</b>					
(a) Agriculture & Allied Activities	395.86	21.00	3.67	413.19	17.33
(b) Rural Development	12.10	14.62	( X )	26.72	14.62
(c) Special Areas Programme	26.10	2.50	( X )	28.60	2.50
(d) Irrigation & Flood Control	0.86	( X )	0.06	0.79	(-)0.07
(e) Energy	7,389.93	1,123.75	141.84	8,371.84	981.91
(f) Industry & Minerals	1,674.18	131.26	14.44	1,791.01	116.83
(g) Transport	1,047.80	15.11	0.00	1,062.91	15.11
(i) Science, Technology and Environment	0.01	( X )	( X )	0.01	( X )
(j) General Economic Services	28.16	3.19	( X )	31.35	3.19
<b>Total-(2) Loans for Economic Services</b>	<b>10,575.00</b>	<b>1,311.43</b>	<b>160.01</b>	<b>11,726.42</b>	<b>1,151.42</b>
(3) Loans to Govt. Servants	334.01	36.27	52.86	317.42	(-)16.59
(4) Loans to Miscellaneous Purposes	0.58	( X )	( X )	0.58	( X )
<b>Total-</b>	<b>11,530.08</b>	<b>1,362.78</b>	<b>213.35</b>	<b>12,679.51</b>	<b>1,149.43</b>

A detailed account of the transactions and balance of each class of loan is given in Statement No.18

(x) Actual payments/repayments are below one lakh.



**STATEMENT NO. 5 - LOANS AND ADVANCES BY THE STATE GOVERNMENT**

**(ii) Repayment of Loans by Statutory bodies, etc.**

Detailed accounts of loans to Municipalities and Municipal Corporations, Panchayat Raj Institutions, Universities, Statutory Bodies, Government Companies & certain Joint Stock Companies are maintained by the Accounts Office.

The terms and conditions of repayment of Rs. 1,17,941.75 lakhs in respect of loans paid to Statutory Corporations etc. have not been settled and no repayment has, therefore, been made. Details of loans are given below :

Class of Loans and Advances and names of borrowers	Terms and Conditions not settled		Earliest year from which settlement is awaited
	Number of loans	Amount (in lakhs of rupees)	
<b>Economic Services -</b>			
<b>Agriculture and Allied Activities - Crop Husbandry -</b>			
West Bengal Agro-Industries Corporation Limited	6	189.00	1983-84
<b>Agriculture and Allied Activities - Dairy Development -</b>			
West Bengal Dairy and Poultry Development Corporation Limited	2	6.59	1975-76
<b>Agriculture and Allied Activities - Fisheries -</b>			
State Fisheries Development Corporation Limited	3	74.00	1977-78
<b>Agriculture and Allied Activities - Plantation -</b>			
West Bengal Tea Development Corporation	43	644.62	1985-86
<b>Agriculture and Allied Activities - Rural Development -</b>			
Panchayati Raj Institutions	95	203.40	1968-69
<b>Energy Power Project - Thermal Power Generation -</b>			
Durgapur Project Limited	1	4,584.14	1994-95
West Bengal Power Development Corporation Limited	2	39,288.35	1998-99
West Bengal State Electricity Board	15	8,712.91	1997-98
<b>Industry and Minerals - Chemicals and Pesticide Industries -</b>			
Durgapore Chemicals Limited	5	130.00	1989-90
Joint Stock Companies	8	56.95	1979-80
Sundarban Sugarbeet Processing Company Limited	17	27.29	1991-92
<b>Industry and Minerals - Consumer Industries -</b>			
Banqa Laxmi Cotton Mills Limited	4	56.67	1977-78
Durgapur Project Limited	3	1,050.00	1994-95
Greater Calcutta Gas Supply Corporation Limited	14	886.12	1988-89
Joint Stock Companies	23	127.52	1980-81
Kalyani Spinning Mills Limited	302	13,558.30	1989-90
Mayurakshi Cotton Mills Limited	23	189.38	1987-88
National Tannery Corporation Limited	6	65.00	1992-93
National Textile Corporation Limited	5	169.70	1975-76
New Central Jute Mills Limited	2	498.51	1998-99
Tamralipta Co-operative Spinning Mills Limited	2	175.45	1999-2k
Teesta Fruits Limited	10	24.04	1992-93
Titagarh Paper Mills Limited	7	595.00	1991-92
West Bengal Agro-Textile Corporation Limited	2	52.30	1988-89
West Bengal Ceramic Development Corporation Limited	8	39.12	1982-83
West Bengal Industrial Development Corporation Limited	4	281.50	1988-89



STATEMENT NO. 5 - LOANS AND ADVANCES BY THE STATE GOVERNMENT

Class of Loans and Advances and names of borrowers	Terms and Conditions not settled		Earliest year from which settlement is awaited
	Number of loans	Amount (in lakhs of rupees)	
<b>Economic Services -</b>			
<b>Industry and Minerals - Consumer Industries -</b>			
West Bengal Power Development Corporation Limited	2	54.55	1998-99
West Bengal State Leather Industries Development Corporation	12	202.73	1976-77
West Bengal Sugar Industries Development Corporation Limited	68	1,631.03	1975-76
West Dinajpur Spinning Mills Limited	46	816.61	1992-93
<b>Industry and Minerals - Fertiliser Industries -</b>			
West Bengal Ceramic Development Corporation Limited	1	2.17	1979-80
West Bengal Industrial Development Corporation Limited	5	7.60	1980-81
<b>Industry and Minerals - Industrial Financial Institutions</b>			
West Bengal Development Corporation Limited	31	402.07	1956-57
West Bengal Financial Corporation	1	10.00	1966-67
West Bengal Industrial Development Corporation Limited	49	6,874.64	1976-77
West Bengal Industrial Infrastructure Development Corporation	36	2,588.65	1988-89
<b>Industry and Minerals - Transport Equipment Industries -</b>			
Commercial Product Limited	2	7.00	1981-82
Joint Stock Companies	32	233.20	1977-78
Light Engineering Company	19	25.93	1973-74
Shalimar Works Limited (In liquidation)	6	55.00	1997-98
<b>Industry and Minerals - Village and Small Industries -</b>			
West Bengal Ceramic Development Corporation Limited	18	126.96	1986-87
West Bengal Handicraft Development Corporation	3	31.90	1977-78
West Bengal Handloom and Powerloom Development Corporation	3	40.70	1978-79
West Bengal Small Industries Corporation Limited	2	13.00	1974-75
<b>Tourism -</b>			
Great Eastern Hotel Limited	9	56.25	1975-76
West Bengal Tourism Development Corporation	1	55.00	1993-94
<b>Trading Institutions -</b>			
West Bengal Mineral Development Corporation	4	91.18	1989-90
<b>Transport -Other Transport Services -</b>			
Calcutta Improvement Trust	2	1.00	1968-69
Howrah Improvement Trust	3	52.82	1965-66
<b>Transport -Road Transport Services -</b>			
Calcutta Metropolitan Development Authority	47	888.97	1982-83
Calcutta State Transport Corporation	132	10,984.56	1969-70
Calcutta Tramways Company Limited	72	8,624.50	1983.84
North Bengal State Transport Corporation	117	5,135.15	1980-81
South Bengal State Transport Corporation	207	2,870.13	1993-94
<b>Total Economic Services -</b>	<b>1542</b>	<b>1,13,569.16</b>	
<b>Social Services</b>			
<b>Health and Family Welfare</b>			
Asansol Mines Board of Health	1	3.00	1972-73

**STATEMENT NO. 5 - LOANS AND ADVANCES BY THE STATE GOVERNMENT**

Class of Loans and Advances and names of borrowers	Terms and Conditions not settled		Earliest year from which settlement is awaited
	Number of loans	Amount (in lakhs of rupees)	
<b>Social Services</b>			
<b>Housing -</b>			
Calcutta Corporation	3	1,520.21	1997-98
Calcutta Metropolitan Development Authority	2	491.30	2002-03
Haldia Development Authority	1	1,000.00	1998-99
West Bengal Housing Board	4	350.00	1994-95
<b>Information and Publicity -</b>			
West Bengal Film Development Corporation Limited	4	70.00	1986-87
<b>Other Social Services -</b>			
West Bengal Agro-Industries Corporation Limited	4	39.12	1973-74
West Bengal Electronic Industries Development Corporation Limited	1	40.00	1977-78
West Bengal Small Industries Corporation Limited	30	686.51	1971-72
West Bengal State Electricity Board	2	8.82	1973-74
<b>Water Supply and Sanitation</b>			
Calcutta Corporation	1	2.67	1969-70
Calcutta Improvement Trust	8	47.53	1966-67
Howrah Improvement Trust	12	113.43	1975-76
<b>Total Social Services</b>	<b>73</b>	<b>4,372.59</b>	
<b>Grand Total</b>	<b>1615</b>	<b>1,17,941.75</b>	



STATEMENT NO. 5 - LOANS AND ADVANCES BY STATE GOVERNMENT

(iii) Recoveries in Arrears on account of Loans paid to Statutory bodies, etc

Recovery of Rs. 5,07,049.07 lakhs (principal Rs. 1,87,951.56 lakhs and interest Rs. 3,19,097.51 lakhs was overdue against these loans at the end of 2002- 2003 as given below :

Class of Loans and Advances and names of borrowers	Balance for which terms & conditions have been settled	Number of loans	Amount Overdue			Earliest year to which the arrears relate
			Principal	Interest	Total	
(in lakhs of rupees)						
<b>Loans for Economic Services -</b>						
<b>Agriculture and Allied Activities - Crop Husbandry -</b>						
West Bengal Agro-Industries Corporation Limited	1,628.84	29	1,628.84	91.28	1,720.12	1975-76
West Bengal State Seed Corporation Limited	3,150.00	28	3,150.00	161.53	3,311.53	1984-85
<b>Agriculture and Allied Activities - Dairy Development -</b>						
West Bengal Dairy and Poultry Development Corporation Limited	36.37	6	33.26	40.38	73.64	1975-76
<b>Agriculture and Allied Activities - Fisheries -</b>						
State Fisheries Development Corporation Limited	99.47	3	88.03	53.16	141.19	1984-85
<b>Agriculture and Allied Activities - Hill Areas -</b>						
West Bengal Tea Development Corporation Limited	2,640.68	96	436.68	1,567.34	2,004.02	1988-89
<b>Agriculture and Allied Activities - Plantation -</b>						
Joint Stock Companies (INCHECK TYRES)	35.00	2	35.00	23.40	58.40	1997-98
Panchayati Raj Institutions	13.02	113	3.03	1.11	4.14	1976-77
West Bengal Tea Development Corporation Limited	1,866.19	117	521.82	996.30	1,518.12	1982-83
Zilla Parisad (Housing)	79.54	(A)	(A)	(A)	(A)	(A)
<b>Energy Power Project - Thermal Power Generation -</b>						
Calcutta Electric Supply Corporation	2,300.00	3	560.00	534.80	1,094.80	2000-01
Durgapur Projects Limited	31,764.43	17	873.41	1,817.28	2,690.69	1985-86
Other Transport E. B. River Scheme	23.71	1	23.71	10.82	34.53	1984-85
West Bengal Power Development Corporation	3,08,987.84	77	24,223.44	1,00,162.07	1,24,385.51	1997-98
West Bengal Rural Energy Development Corporation	31,385.50	6	2,228.00	4,804.70	7,032.70	2000-01
West Bengal State Electricity Board	4,10,169.15	210	54,450.34	75,493.13	1,29,943.47	1997-98
<b>Industry and Minerals - Chemicals and Pesticide Industries -</b>						
Durgapur Chemicals Limited	16,095.81	306	9,139.40	7,143.02	16,282.42	1965-66
Sundarban Sugar-beat Processing Co. Limited	273.60	117	34.00	80.57	114.57	1989-90
<b>Industry and Minerals - Consumer Industries -</b>						
Annapurna Cotton Mills Industry Limited	178.00	1	0.00	24.03	24.03	2001-02
Asiatic Oxygen Limited	0.00	1	0.00	3.47	3.47	1995-96
Bengal Chemical Pharmaceutical Co. Limited	205.48	1	102.74	86.73	189.47	1998-99
Bengal Salt Co. Limited	40.00	1	0.00	2.03	2.03	2001-02
Budge Budge Co. Limited	302.07	1	82.55	81.72	164.27	1998-99
Budge Budge Refinery Co. Limited	17.00	1	0.00	5.74	5.74	1998-99

(A) Please see 'Note' at the end of this statement.



STATEMENT NO. 5 - LOANS AND ADVANCES BY STATE GOVERNMENT

(iii) Recoveries in Arrears on account of Loans paid to Statutory bodies, etc

Class of Loans and Advances and names of borrowers	Balance for which terms & conditions have been settled	Number of loans	Amount Overdue			Earliest year to which the arrears relate
			Principal	Interest	Total	
(in lakhs of rupees)						
<b>Loans for Economic Services -</b>						
<b>Industry and Minerals - Consumer Industries -</b>						
Calcutta Chemical Co. Limited	132.41	1	75.66	113.94	189.60	1995-96
Durgapur Project Limited	3,233.75	30	2,013.55	549.83	2,563.38	1984-85
East End Paper Mills Limited	210.60	1	184.27	174.14	358.41	1994-95
Everest Paper Mills	82.53	1	0.00	11.14	11.14	2001-02
Fort William Co. Limited	136.90	1	136.90	60.06	196.96	1995-96
Ganga Manufacturing Jute Mills Co. Limited	472.69	2	252.22	178.88	431.10	1995-96
Gourisankar Jute Mills Limited	319.49	2	257.70	123.02	380.72	1995-96
Greater Calcutta Gas Supply Corporation Limited	8,409.68	107	1,362.90	3,671.78	5,034.68	1989-90
Gulmohar Paper Mills Limited	144.85	2	114.71	77.70	192.41	1994-95
Hope Cardanon Estate Limited	87.77	1	0.00	11.85	11.85	2001-02
Howrah Mills Co. Limited	257.00	1	257.00	101.00	358.00	1995-96
India Jute Mills and Industries Limited	34.34	1	34.34	13.39	47.73	1992-93
Indian Paper Pulp Limited	6,694.37	90	386.06	2,072.35	2,458.41	1996-97
Joint Stock Company	11,707.56	735	3,379.63	5,658.20	9,037.83	1976-77
Kalyani Spinning Mills Limited	2,575.49	5	122.41	251.34	373.75	1997-98
Kangsabati Co-op Spinning Mills	636.94	3	62.50	98.38	160.88	2001-02
Khaitan Agro Complex Limited	105.00	2	68.25	101.39	169.64	1996-97
Kinnison Jute Mills	281.48	11	281.48	339.39	620.87	1983-84
M/s Andrew Yule Co. Limited	250.00	1	150.00	38.34	188.34	2000-01
M/s Anglo Indian Jute Mills Limited	288.00	1	108.00	97.20	205.20	1998-99
M/s Kamarhati Co. Limited	191.52	1	71.82	64.64	136.46	1998-99
M/s Kanknarrah Co. Limited	505.77	1	255.89	135.63	391.52	1998-99
M/s Pacific Cotspin Limited	114.78	1	0.00	15.49	15.49	2001-02
M/s Vegetable Producers Limited	101.43	1	38.04	38.52	76.56	1998-99
Mayurakshi Cotton Mills Limited	526.75	54	84.94	268.62	353.56	1992-93
Nafar Chandra Jute Mills	0.00	1	0.00	19.72	19.72	1995-96
Naihati Jute Mills Co. Limited	270.30	1	213.86	722.93	936.79	1995-96
New Central Jute Mills Co. Limited	2,910.54	7	2,006.54	356.03	2,362.57	1989-90
OPEC Innovation Limited	7.10	1	0.00	0.95	0.95	2001-02
Prabartak Jute Mills Limited	57.81	1	57.81	20.00	77.81	1992-93
Sankar Gas Industries Pvt. Limited	6.45	1	0.00	0.87	0.87	2001-02
Small Tools Manufacturing Co. Limited	100.97	1	100.97	40.89	141.86	1992-93
Smith Stain Street Pharmaceutical Co. Limited	115.29	1	57.73	48.64	106.37	1998-99
Supreme Paper Mills Limited	203.12	2	179.96	100.27	280.23	1989-90
Tamralipta Co-op. Spinning Mills	533.97	7	65.01	117.43	182.44	2000-01
Teesta Fruit & Vegetable Processing Co. Limited	204.08	88	49.36	160.44	209.80	1989-90
Universal Paper Mills Limited	188.57	1	141.43	91.01	232.44	1994-95



**STATEMENT NO. 5 - LOANS AND ADVANCES BY STATE GOVERNMENT**  
**(iii) Recoveries in Arrears on account of Loans paid to Statutory bodies, etc**

Class of Loans and Advances and names of borrowers	Balance for which terms & conditions have been settled	Number of loans	Amount Overdue			Earliest year to which the arrears relate
			Principal	Interest	Total	
<b>Loans for Economic Services -</b>						
<b>Industry and Minerals - Consumer Industries -</b>						
West Bengal Agro-Textile Corporation Limited	6,077.17	343	2,516.56	3,479.31	5,995.87	1983-84
W.B. Ceramic Development Corporation Limited	216.55	50	216.55	156.27	372.82	1982-83
W.B. Industrial Development Corporation Limited	2,646.50	84	2,364.20	1,416.06	3,780.26	1982-83
West Bengal State Leather Industries Development Corporation Limited	34.17	3	5.00	13.19	18.19	1987-88
West Bengal Sugar Industries Development Corporation Limited	2,127.43	77	658.61	917.61	1,576.22	1977-78
West Dinajpur Spinning Mills Limited	1,556.64	66	450.07	1,027.25	1,477.32	1989-90
<b>Industry and Minerals - Drugs and Pharmaceuticals -</b>						
Joint Stock Companies	5,459.20	407	1,546.44	2,371.62	3,918.06	1975-76
The Infusion (India) Limited	44.20	31	0.00	63.19	63.19	2000-01
West Bengal Pharmaceutical & Phyto-Chemicals Development Corporation Limited	118.40	21	0.00	44.30	44.30	2000-01
<b>Industry and Minerals - Electronic Industries -</b>						
West Bengal Electronic Industries Development Corporation Limited	2,445.25	25	435.40	1,024.13	1,459.53	1992-93
<b>Industry and Minerals - Industrial Financial Institutions -</b>						
Joint Stock Companies	114.40	18	114.40	87.76	202.16	1973-74
West Bengal Financial Corporation	182.64	2	77.64	43.58	121.22	1990-91
W. B. Industrial Development Corporation Limited	2,541.02	4	150.77	128.32	279.09	1989-90
West Bengal Industrial Infrastructure Development Corporation	7,001.50	43	6,215.35	1,035.61	7,250.96	1980-81
<b>Industry and Minerals - Other Engineering Industries -</b>						
A Stock & Company	17.75	2	17.75	16.31	34.06	1986-87
ACC Babcock Limited	281.60	3	281.60	80.45	362.05	1995-96
Alcond Employees Industrial Co-op. Society Limited	11.00	1	5.00	2.93	7.93	1990-91
Bharat Brakes and Valves Limited	525.18	1	328.24	239.29	567.53	1995-96
Braith Waite Limited	33.47	1	8.37	6.50	14.87	1999-00
Burn Standard Co. Limited	410.68	1	0.00	83.16	83.16	2000-01
Cater Poolar Engineering Company Limited	1,827.25	126	399.94	914.37	1,314.31	1989-90
Das Reprographic Limited	8.29	1	8.29	0.00	8.29	1995-96
Deepreejoy Co. Limited	13.58	1	6.79	5.04	11.83	1999-00
Durgapur Malleable Limited	13.04	1	13.04	5.72	18.76	1995-96
Electrical Manufacturing Co. Limited	184.09	1	115.05	59.02	174.07	1995-96
Electro-Medical and Allied Industries Limited	105.04	40	5.72	241.99	247.71	1980-81
Jeshop Co. Limited	3,066.00	1	0.00	827.82	827.82	1999-00
Krobs & Cie India Limited	16.89	1	14.77	8.40	23.17	1995-96



## STATEMENT NO. 5 - LOANS AND ADVANCES BY STATE GOVERNMENT

## (iii) Recoveries in Arrears on account of Loans paid to Statutory bodies, etc

Class of Loans and Advances and names of borrowers	Balance for which terms & conditions have been settled	Number of loans	Amount Overdue			Earliest year to which the arrears relate
			Principal	Interest	Total	
<b>Loans for Economic Services -</b>						
<b>Industry and Minerals - Other Engineering Industries -</b>						
M/s. Reyrolle Burn Limited	107.69	2	61.42	39.88	101.30	1995-96
National Instrument Co. Limited	446.24	1	0.00	60.24	60.24	2001-02
Neepha Steel Limited	52.00	1	52.00	12.28	64.28	1995-96
Shalimar Works Limited	4,796.93	185	2,336.03	1,591.50	3,927.53	1982-83
Siel Tizit Limited	3.40	1	1.70	0.00	1.70	2001-02
West Bengal Financial Corporation	15.00	2	15.00	10.27	25.27	1984-85
West Bengal Industrial Development Corporation Limited	3.00	1	3.00	0.41	3.41	1984-85
<b>Industry and Minerals - Other Industries -</b>						
Basumati Corporation Limited	2,831.49	219	846.37	1,840.68	2,687.05	1983-84
<b>Industry and Minerals - Transport Equipment Industries -</b>						
Light Engineering Company	1,751.26	184	697.05	1,057.97	1,755.02	1983-84
Various Joint Stock Companies	16,893.62	760	4,536.00	10,014.53	14,550.53	1975-76
Westinghouse Saxby Farmer Limited	16,681.72	330	8,524.30	6,397.00	14,921.30	1970-71
<b>Industry and Minerals - Village and Small Industries -</b>						
Dev Paints Private Limited	12.50	1	7.70	4.86	12.56	1998-99
West Bengal Ceramic Development Corporation Ltd.	1,823.75	144	368.27	1,001.12	1,369.39	1986-87
West Bengal Handicraft Development Corporation	69.75	2	5.58	9.83	15.41	2001-02
West Bengal Handloom and Power-loom Development Corporation	76.25	7	76.25	37.60	113.85	1986-87
West Bengal Khadi and Village Industries Board	16.75	2	15.18	4.02	19.20	1984-85
West Bengal Small Industries Corporation Limited	1,055.00	6	1,055.00	40.59	1,095.59	1996-97
<b>Other Transport Services -</b>						
Hooghly River Bridge Commissioners	43,003.76	175	10,777.18	19,057.40	29,834.58	1997-98
Howrah Improvement Trust	34.44	3	33.44	49.86	83.30	1969-70
<b>Road Transport Services -</b>						
Calcutta State Transport Corporation	10,779.05	66	4,955.93	5,567.28	10,523.21	1980-81
Calcutta Tramways Company (1978)	6,994.75	66	2,359.19	3,809.21	6,168.40	1987-88
North Bengal State Transport Corporation	9,475.65	50	627.84	3,662.60	4,290.44	1994-95
South Bengal State Transport Corporation	5,894.47	46	368.65	3,242.35	3,611.00	1994-95
West Bengal Surface Transport Corporation	1,526.07	17	0.31	460.14	460.45	1996-97
<b>Trading Institutions</b>						
West Bengal Mineral Dev. Corporation Limited	3,031.56	112	1,328.01	1,377.66	2,705.67	1984-85



**STATEMENT NO. 5 - LOANS AND ADVANCES BY STATE GOVERNMENT**  
**(iii) Recoveries in Arrears on account of Loans paid to Statutory bodies, etc**

Class of Loans and Advances and names of borrowers	Balance for which terms & conditions have been settled	Number of loans	Amount Overdue			Earliest year to which the arrears relate
			Principal	Interest	Total	
			(in lakhs of rupees)			
<b>Loans for Economic Services -</b>						
<b>Transport -</b>						
Indo Waterways Transport	2.00	1	1.20	1.88	3.08	1988-89
<b>Total- Loans for Economic Services -</b>	<b>10,17,758.03</b>	<b>6,044</b>	<b>1,65,193.34</b>	<b>2,82,780.37</b>	<b>4,47,973.71</b>	
<b>Loans for Social Services -</b>						
<b>Education, Sports, Art and Culture -</b>						
Universities	1.24	6	1.24	0.15	1.39	1967-68
<b>Housing -</b>						
Calcutta Improvement Trust	35.22	25	34.28	14.35	48.63	1970-71
Howrah Improvement Trust	4.64	5	4.64	2.11	6.75	1966-67
Panchayati Raj Institutions	229.81	(A)	(A)	(A)	(A)	(A)
West Bengal Housing Board	889.39	12	255.89	283.88	539.77	1977-78
<b>Information and Publicity -</b>						
West Bengal Film Development Corporation Limited	1,118.50	48	457.34	919.80	1,377.14	1987-88
<b>Social Welfare and Nutrition -</b>						
Panchayati Raj Institutions	0.43	(A)	(A)	(A)	(A)	(A)
<b>Urban Development -</b>						
Asansol-Durgapur Development Authority	3,194.60	66	1,670.04	2,189.97	3,860.01	1986-87
Calcutta Corporation	850.00	5	850.00	199.19	1,049.19	1997-98
Calcutta Improvement Trust	1,493.47	40	766.75	762.14	1,528.89	1988-89
Calcutta Metropolitan Development Authority	29,718.33	141	11,077.58	20,686.37	31,763.95	1984-85
Digha Development Authority	90.00	6	1.00	45.40	46.40	1997-98
Haldia Development Authority	6,479.01	101	2,496.99	3,764.14	6,261.13	1986-87
Howrah Improvement Trust	771.55	38	292.59	502.87	795.46	1981-82
Jalpaiguri-Siliguri Development Authority	4,573.10	69	1,105.63	3,119.48	4,225.11	1986-87
Municipalities	2,954.95	409	1,570.96	1,649.45	3,220.41	1982-83
Sriniketan Santiniketan Development Authority	1,056.35	31	151.16	602.68	753.84	1995-96
West Bengal Housing Board	7.00	1	5.17	6.00	11.17	1979-80
West Bengal Industrial Infrastructure Development Corporation	182.18	5	182.18	53.53	235.71	1990-91
<b>Water Supply and Sanitation -</b>						
Calcutta Corporation	59.13	6	41.04	14.55	55.59	1975-76
Haldia Development Authority	1,847.78	24	1,647.43	1,390.35	3,037.78	1986-87
Municipalities	245.91	22	146.31	110.73	257.04	1984-85
<b>Total - Loans for Social Services -</b>	<b>55,802.59</b>	<b>1,060</b>	<b>22,758.22</b>	<b>36,317.14</b>	<b>59,075.36</b>	
<b>Grand Total</b>	<b>10,73,560.62</b>	<b>7,104</b>	<b>1,87,951.56</b>	<b>3,19,097.51</b>	<b>5,07,049.07</b>	

(A) Please see 'Note' at the end of this statement.

Note: In the case of Loans, detailed accounts of which are maintained by Departmental Officers, the information about recoveries in arrears has not been received.

## Statement No. 6

### GUARANTEES GIVEN BY GOVERNMENT FOR REPAYMENT OF LOANS ETC. RAISED BY STATUTORY CORPORATIONS, GOVERNMENT COMPANIES, JOINT STOCK COMPANIES, LOCAL BODIES, OTHER INSTITUTIONS AND PRIVATE PARTIES

The Guarantees given by the Government are shown below :

1	2	Sums guaranteed/outstanding on the 31st March 2003	
		3	4
Name of the Public or other body for which guarantee has been given and brief nature of the guarantee	Maximum amount guaranteed (Principal only)	Principal	Interest/ Dividend
(In lakhs of rupees)			
Loans, debentures, bonds, etc. raised by -			
1 (1) Statutory Corporation and Boards (20)*	13,82,165.90	9,10,437.60	( Y )
2 (2) Government Companies (26)*	1,30,698.95	72,602.22	( Y )
3 (3) Cooperative Banks and Societies -	2,39,239.36	1,28,687.83	( Y )
4 (4) Other Institutions -	12,759.62	7,666.68	( Y )
Total	17,64,863.83	11,19,394.33	( Y )

No law under Article 293 (1) of the Constitution has been passed by the State Legislature laying down the limits within which the Government may give Guarantees on the security of the Consolidated Fund of the State.

( \* ) Figures in brackets indicate number of Institutions.

(Y) Information is awaited from Departmental Officers.



**Statement No. 6 - Contd.**

Name of the Public or other body for which guarantee has been given and brief nature of guarantee	Maximum amount guaranteed (Principal only)	Sums guaranteed/ outstanding on the 31st March 2003	
		Principal	Interest/ Dividend
1	2	3	4
<b>(1) Statutory Corporation and Boards (20)*</b>			
(1) (i) Guarantee for repayment of loans raised by issue of bonds/debentures and payment of interest thereon	11,80,562.26	8,54,318.80	(Y)
(2) (ii) Guarantee for repayment of loans obtained from Rural Electrification Corporation, Industrial Development Bank of India, Housing and Urban Development Corporation and Banks and payment of interest thereon	2,01,603.64	56,118.80	(Y)
<b>Total . (1) Statutory Corporation and Boards</b>	<b>13,82,165.90</b>	<b>9,10,437.60</b>	<b>(Y)</b>
<b>(2) Government Companies (26)*</b>			
(1) (i) Guarantee for repayment of loans raised by issue of bonds/debentures and payment of interest thereon	4,793.90	2,974.80	(Y)
(2) (ii) Guarantee for repayment of loans obtained from the Bank, State Trading Corporation, West Bengal Financial Corporation, National Bank for Agricultural and Rural Development and payment of interest thereon	1,25,905.05	69,627.42	(Y)
<b>Total . (2) Government Companies (26)*</b>	<b>1,30,698.95</b>	<b>72,602.22</b>	<b>(Y)</b>

(\* ) Figures in brackets indicate number of Institutions.

(Y) Information is awaited from Departmental Officers.

**Statement No. 6 – Concl.**

Name of the Public or other body for which guarantee has been given and brief nature of guarantee	Maximum amount guaranteed (Principal only)	Sums guaranteed/ outstanding on the 31st March 2003	
		Principal	Interest/ Dividend
1	2	3	4
<b>(3) Cooperative Banks and Societies -</b>			
(in lakhs of rupees)			
1 (a) Credit Cooperatives			
(1) (i) Guarantee for repayment of loans raised by issue of debentures and payment of interest thereon	0.00	0.00	0.00
(2) (b) Housing Cooperatives			
(1) (i) Guarantee for repayment of loans obtained from the Life Insurance Corporation of India and payment of interest thereon	0.00	0.00	0.00
3 (c) Warehousing and Marketing Societies			
(1) (i) Guarantee for repayment of loans obtained from Banks and of Credit facilities allowed by Banks, LIC, etc.	0.00	0.00	0.00
4 (d) Processing Cooperatives			
(1) (i) Guarantee for repayment of loans obtained from Banks	0.00	0.00	0.00
5 (e) Other Cooperatives (9)* - (x)			
(1) (i) Guarantee for repayment of loans obtained from Banks, LIC, etc.	2,39,239.36	1,28,687.83	(Y)
<b>Total (3) Cooperative Banks and Societies -</b>	<b>2,39,239.36</b>	<b>1,28,687.83</b>	<b>(Y)</b>
<b>(4) Other Institutions -</b>			
1 (a) Guarantee given to 10 Industrial Units & Other Establishments for repayment of loans obtained from Banks and the Industrial Rehabilitation Corporation			
	12,759.62	7,666.68	(Y)
<b>Total (4) Other Institutions -</b>	<b>12,759.62</b>	<b>7,666.68</b>	<b>(Y)</b>

(\*) Figures in brackets indicate number of Institutions.

(Y) Information is awaited from Departmental Officers.

(X) Complete particulars are awaited from Departmental Officers.

Notes: 1. The Government charges a fee at the rate of half per cent per annum on the outstanding sums guaranteed. An amount of Rs. 3.10 lakhs was received by the Government during 2002-2003 towards guarantee fee. The information regarding amount due as on 31.03.2003 in respect of guarantee fee is awaited from Departmental Officers.

2. The information regarding invocation of any guarantee during 2002-2003 is awaited from departmental Officers.



**STATEMENT NO. 7 - CASH BALANCES AND INVESTMENT OF CASH BALANCES**

	As on 1st April 2002	As on 31st March 2003
	( In lakhs of rupees )	
(A) General Cash Balance---		
(1) Cash in treasuries	916.20	110.25
(2) Deposits with Reserve Bank	-1,705.07	10,557.41
<b>Total</b>	<b>-788.87</b>	<b>10,667.66</b>
(3) Add-Investment held in Cash Balance Investments Account	45,298.81	45,313.68
<b>Total-(A)</b>	<b>44,509.94</b>	<b>55,981.34</b>
(B) Other Cash Balance and Investments -		
(1) Cash with Departmental Officers	1,166.93	1,201.43
(2) Permanent Advances for contingent expenditure with Departmental Officers	99.32	101.48
(3) Investments of Earmarked Funds :	59.57	59.57(Z)
<b>Total-(B)</b>	<b>1,325.82</b>	<b>1,362.48</b>
<b>Total-(A) and (B)</b>	<b>45,835.76</b>	<b>57,343.82</b>

**Explanatory Notes :**

1. The cash balance represents the combined balances of the Consolidated Fund, the Contingency Fund and the Public account. The balance against 'Deposits with Reserve Bank' represents the balance according to Government account after taking into account inter-Government monetary settlement advised to the Reserve Bank up to the 25th April 2003. There was a difference of Rs.7,291.41 lakhs (Cr.) between the figure of "Deposits with Reserve Bank" reflected in the accounts Rs.10,557.41 lakhs (Dr.) and that intimated by the Reserve Bank of India Rs.17,848.82 lakhs (Cr.). The difference is under reconciliation.

2. Under an agreement with the Reserve Bank of India, the State Government has to maintain with the Bank at the end of each Working day a minimum balance of Rs. 2.48 Crores w.e.f. 1.3.1999. When the balance falls below the agreed minimum the Deficiency is made good by the Bank by giving ordinary and special ways and means advances within the limits fixed from time to time. The limit for ordinary ways and means advances for 2002 - 2003 was fixed at Rs. 360.00 Crores w.e.f. 1.4.2002. In addition, special ways and means advances could also be made available against Government of India Securities held by the State Government up to the limits as mentioned below :-  
Rs. 460.67 Crores, w.e.f. 10.04.2002; Rs. 455.68 Crores w.e.f. 18.7.2002; Rs. 464.73 Crores w.e.f. 14.10.2002; Rs. 484.41 Crores w.e.f. 13.01.2003.

During the year 2002 - 2003 both the advances carried interest normally at the prevailing Bank Rates.

If even after taking these advances, the balance falls below the prescribed minimum, the Bank Charges interest at the following rates in relating to the Bank rate on the Shortfall.

The rate of Interest are as follows :-

	From 20.10.2001 to 29.10.2002,	from 30.10.2002 to 31.03.2003
i) Shortfall in the minimum balances	6.50%	6.25%
ii) Ways & Means Advances	6.50%	6.25%
iii) Overdraft	8.50%	8.25%
iv) Bank Rate	6.50%	6.25%

At the end of the year there was discharged liability on account of interest for Rs. 7.85 Crores.

3. The Investments held in the Cash Balance Investments Account were wholly in the Government of India Securities.  
4. The details of investments out of Earmarked Funds are given in Statement No. - 19

(Z) For further details please see Statement No. 19.

**STATEMENT NO. 8 - SUMMARY OF BALANCES UNDER CONSOLIDATED  
FUND, CONTINGENCY FUND AND PUBLIC ACCOUNT**

The following is a summary of balances as on 31st March 2003

Debit Balance Rs.	Sector of the General Account	Name of Account	Credit Balance Rs.
(1)	(2)	(3)	(4)
		<b>Consolidated Fund</b>	
6,38,22,49,68,233	A to D and Part of L	Government Account	
	E	Public Debt	6,56,16,84,36,728
1,26,79,50,66,087	F	Loans and Advances	
		<b>Contingency Fund</b>	
		Contingency Fund	19,10,93,821
		<b>Public Account</b>	
	I	Small Savings, Provident Fund etc.	42,65,81,77,307
		(a) Provident Funds	41,85,71,69,034
		(b) Other Accounts	80,10,08,273
	J	Reserve Funds.	
		(i) Reserve Funds bearing Interest.	1,93,01,02,617
		(ii) Reserve Funds not bearing Interest	
		Gross Balance	69,84,50,315
59,57,098		Investments	
	K	Deposits and Advances	
		(i) Deposits bearing interest	44,13,09,45,381
		(ii) Deposits not bearing interest	29,85,06,30,300
28,89,20,485		(iii) Advances	
	L	Suspense and Miscellaneous	
		(i) Suspense	



**STATEMENT NO. 8 - SUMMARY OF BALANCES UNDER CONSOLIDATED  
FUND, CONTINGENCY FUND AND PUBLIC ACCOUNT**

4,53,13,67,733		Investment	
		Other Items(net)	-69,50,92,172
32,83,563		(ii)Accounts with Government of Foreign Countries	0
4,01,64,14,793	M	Remittances	
3,94,58,45,278		(i) Money orders and other Remittances(Net)	
7,05,69,515		(ii) Inter Government Adjustment Accounts	
1,06,67,66,305	N	Cash Balance (Closing)	
<hr/>			
7,74,93,27,44,297		---- Total ----	<hr/> 7,74,93,27,44,297 <hr/>

**Explanatory notes:**

1. The significance of the head "Government Account" is explained in note 4 below. The other headings in the summary take into account the balances under all account heads in Government books where Government has a liability to repay the money received or has a claim to recover the amounts paid and also heads of account opened in the books for adjustment of remittance transactions. It must be understood that these balances cannot be regarded as a complete record of the financial position of Government as it does not take into account all the physical assets of the state, such as lands, buildings, communications, etc. nor any accrued dues or outstanding liabilities which are not brought to account under the cash basis of accounting followed by Government.

2. A summary of receipts, disbursements and balances under the heads of account relating to Debt, Contingency Fund and Public Account is given in Statement no. 16. In a number of cases, there are un-reconciled differences in the closing balances as reported in statement no. 16 and those shown in the separate registers or other records maintained in the accounts Office/Departmental Offices for the purpose. Steps are being taken to settle the discrepancies.

The balances under "Loans and Advances" are communicated to the officers every for verification and acceptance thereof. In a large number of cases such acceptances have not been received. Some instances where the verification and acceptances of large balance have been delayed are given in Appendix IV.


Government Account- Under the system of book keeping followed in Government Accounts, the amounts booked under revenue and capital heads and other transactions of Government, the balances of which are not carried forward from year to year in the accounts are closed to a single head called "Government Account". The balance under this head represents the cumulative result of all such transactions so that after adding thereto the balances under Public Debt, Loans and the Advances, Suspense and the Miscellaneous (Other than Miscellaneous Government Account), Remittances and contingency Fund. The closing balance at the end of the year may be worked out and proved.

The Government Account for current Financial Year will show how the net amount at the end of the year has been arrived at:-

**STATEMENT NO. 8 - SUMMARY OF BALANCES UNDER CONSOLIDATED  
FUND, CONTINGENCY FUND AND PUBLIC ACCOUNT**

Debit Rs	Details	Credit Rs
5,44,02,83,06,459	A- Amount at the debit of Government Account on 1st April 2002	
	B- Receipt Heads - (Revenue	1,45,25,45,29,577
2,31,60,77,19,666	C- Expenditure Heads-(Revenue Account)	
7,84,34,71,685	D- Expenditure Heads-(Capital Account)	
	E - Miscellaneous	
	I - Amount at the debit of Government Account on 31st March 2003	6,38,22,49,68,233
<hr/> <b>7,83,47,94,97,810</b> <hr/>	<b>Total</b>	<hr/> <b>7,83,47,94,97,810</b> <hr/>





**PART II – Detailed Accounts and Other Statements**

**A – Revenue and Expenditure**



**STATEMENT NO. 9 – STATEMENT OF REVENUE AND EXPENDITURE UNDER DIFFERENT HEADS EXPRESSED AS A PERCENTAGE OF TOTAL REVENUE/TOTAL EXPENDITURE .**

Heads ( 1 )	Amount (In thousands of rupees) ( 2 )	Percentage of total revenue ( 3 )	Percentage of total expenditure ( 4 )
(a) TAX REVENUE -	REVENUE		
(i) TAXES ON INCOME AND EXPENDITURE---			
Corporation Tax	99,65,500	6.86	4.30
Taxes on Income other than Corporation Tax	76,77,500	5.29	3.31
Taxes on Agricultural Income	22,498	0.02	0.01
Other Taxes on Income and Expenditure	23,05,085	1.59	1.00
(ii) TAXES ON PROPERTY AND CAPITAL TRANSACTIONS --			
Land Revenue	65,82,873	4.53	2.84
Stamps and Registration Fees	72,04,096	4.96	3.11
Taxes on Wealth	16,000	0.01	0.01
Taxes on Immovable Property other than Agricultural land	7,857	0.01	0.00(a)
(iii) TAXES ON COMMODITIES AND SERVICES--			
Customs	1,05,13,800	7.24	4.54
State Excise	56,68,542	3.90	2.45
Union Excise Duties	1,61,68,500	11.13	6.98
Taxes on Sales, Trade etc.	4,19,15,127	28.86	18.10
Taxes on Vehicles	24,93,986	1.72	1.08
Taxes on Goods and Passengers	8,047	0.01	0.00(a)
Taxes on Duties on Electriciv	14,54,201	1.00	0.63
Service Taxes	12,12,700	0.83	0.52
Other Taxes and Duties on Commodities and Services	31,15,044	2.14	1.34
Total - (a) Tax Revenue	11,63,31,356	80.09	50.23
(b) NON-TAX REVENUE			
(i) Fiscal Services	78	0.00(a)	0.00(a)
(ii) Interest Receipts, Dividends and Profits	10,41,274	0.72	0.45
(iii) Administrative Services	11,40,516	0.79	0.49
(iv) Pension and Miscellaneous General Services	6,23,951	0.43	0.27

(a) Actual percentage comes to less than 0.005

## STATEMENT NO. 9 - Contd.

Heads ( 1 )	Amount (In thousands of rupees) ( 2 )	Percentage of total revenue ( 3 )	Percentage of total expenditure ( 4 )
Social Services--			
Education, Sports Art and Culture	1,72,816	0.12	0.07
Health and Family Welfare	4,89,580	0.34	0.21
Water Supply, Sanitation, Housing and Urban Development	1,36,627	0.09	0.06
Information and Broadcasting	5,747	0.00(a)	0.00(a)
Labour and Labour Welfare	10,941	0.01	0.00(a)
Social Welfare and Nutrition	30,549	0.02	0.01
Others	10,957	0.01	0.00(a)
(v) Economic Services--			
Agriculture and Allied Activities	21,72,205	1.50	0.94
Rural Development	20,317	0.01	0.01
Special Areas Programme	59,602	0.04	0.03
Irrigation and Flood Control	1,04,099	0.07	0.04
Energy	138	0.00(a)	0.00(a)
Industry and Minerals	1,06,459	0.07	0.05
Transport	2,23,755	0.15	0.10
General Economic Services	1,91,954	0.13	0.08
Other Scientific Research	1,781	0.00(a)	0.08
<b>TOTAL - (b) NON-TAX REVENUE</b>	<b>65,43,348</b>	<b>4.50</b>	<b>2.83</b>
<b>(c) GRANT-IN-AID AND CONTRIBUTIONS</b>	<b>2,23,79,824</b>	<b>15.41</b>	<b>9.66</b>
<b>GRAND TOTAL---REVENUE</b>	<b>14,52,54,530</b>	<b>100.00</b>	<b>62.72</b>
<b>EXPENDITURE</b>			
(a) General Services -			
Fiscal Services --			
(i) Collection of Taxes on Income and Expenditure	84,273	0.06	0.04
(ii) Collection of Taxes on Property and Capital Transactions--			
Land Revenue	26,11,385	1.80	1.13
Stamps and Registration	3,55,362	0.24	0.15
Collection of Other Taxes on Property and Capital Transactions	3,612	0.00(a)	0.00(a)
(iii) Collection of Taxes on Commodities and Services--			
State Excise	3,76,052	0.26	0.16
Taxes on Sales, Trade etc.	7,35,338	0.51	0.32
Taxes on Vehicles	83,955	0.06	0.04
Other Taxes and Duties on Commodities and services	36,035	0.02	0.02
(iv) Other Fiscal services	2,08,212	0.14	0.09
<b>Total- Fiscal Services</b>	<b>44,94,224</b>	<b>3.09</b>	<b>1.94</b>

(a) Actual percentage comes to less than 0.005



**STATEMENT NO. 9 – Concl.d.**

Heads ( 1 )	Amount (in thousands of rupees) ( 2 )	Percentage of total revenue ( 3 )	Percentage of total expenditure ( 4 )
<i>EXPENDITURE - concl.d.</i>			
Interest Payments and servicing of debt	7,81,04,699	53.77	33.72
Organs of State	16,20,286	1.12	0.70
Administrative Services	1,73,53,034	11.95	7.49
Pensions and Miscellaneous General Services	2,43,08,118	16.73	10.50
<b>Total- (a) General Services</b>	<b>12,58,80,361</b>	<b>86.66</b>	<b>54.35</b>
<b>(b) Social Services</b>			
Education, Sports, Art and Culture	4,40,08,066	30.30	19.00
Health and family Welfare	1,32,90,747	9.15	5.74
Water Supply, Sanitation, Housing and Urban development	85,52,168	5.89	3.69
Information and Broadcasting	3,27,858	0.23	0.14
Welfare of Scheduled castes, Scheduled Tribes and Other Backward Classes	18,09,204	1.25	0.78
Labour and Labour Welfare	5,31,658	0.37	0.23
Social Welfare and Nutrition	69,75,645	4.80	3.01
Others	4,94,923	0.34	0.21
<b>Total-(b) Social Services</b>	<b>7,59,90,269</b>	<b>52.32</b>	<b>32.81</b>
<b>(c) Economic Services</b>			
Agriculture and Allied	75,15,812	5.17	3.25
Rural Development	61,15,722	4.21	2.64
Special Areas Programmes	32,81,639	2.26	1.42
Irrigation and Flood Control	45,44,165	3.13	1.96
Energy	21,313	0.01	0.46
Industry and Minerals	10,72,009	0.74	0.46
Transport	41,16,373	2.83	1.78
Science, Technology and Environment	12,792	0.01	0.01
General Economic Services	7,40,204	0.51	0.32
<b>Total-(c) Economic Services</b>	<b>2,74,20,029</b>	<b>18.88</b>	<b>11.84</b>
<b>(d) GRANTS-IN-AID AND CONTRIBUTIONS</b>	<b>23,17,062</b>	<b>1.60</b>	<b>1.00</b>
<b>GRAND TOTAL-EXPENDITURE (REVENUE ACCOUNT)</b>	<b>23,16,07,721</b>	<b>159.45</b>	<b>100.00</b>

**STATEMENT NO 10 - STATEMENT SHOWING THE DISTRIBUTION  
BETWEEN CHARGED AND VOTED EXPENDITURE**

Heads 1	Actuals for 2002-2003		
	Charged (Rs.) 2	Voted (Rs.) 3	Total (Rs.) 4
Expenditure Heads(Revenue Accounts)	78,51,18,75,885(a)	1,53,09,58,43,781	2,31,60,77,19,666
Expenditure Heads (Capital Accounts)	87,62,089(b)	7,83,47,09,596	7,84,34,71,685
Disbursement under Public Debt, Loans and Advances and Amount transferred to the Contingency Fund (*)	1,91,82,21,01,645	13,62,79,71,443	2,05,45,00,73,088
<b>Total :</b>	<b>2,70,34,27,39,619</b>	<b>1,74,55,85,24,820</b>	<b>4,44,90,12,64,439</b>

(\*) The figures have been arrived at as follows :

	Charged Expenditure (Rs.)	Voted Expenditure (Rs.)
<b>E - Public Debt -</b>		
6003 - Internal debt of the State Government	1,75,50,13,38,962	
6004 - Loans and Advances from the Central Government	16,32,08,97,683	
<b>F - Loans and Advances</b>	<b>1,35,000</b>	<b>13,62,79,71,443</b>
<b>Total :</b>	<b>1,91,82,21,01,645</b>	<b>13,62,79,71,443</b>

(a) Includes Rs. 12,207 spent out of advance from the Contingency Fund during 2001 - 2002 and recouped to the Fund during the year. Excludes Rs. 10,000, Rs. 1,00,000 and Rs. 1,500 spent out of advance from the Contingency Fund during the year, but not recouped to the Fund till the close of the year.

(b) Excludes Rs. 5,87,026 and Rs. 16,24,597 spent out of advance from the Contingency Fund during the Year, but not recouped to the Fund till the close of the year.



STATEMENT NO. 11- DETAILED ACCOUNT OF REVENUE BY MINOR HEADS

RECEIPT HEADS (REVENUE ACCOUNT)

A. Tax Revenue	Actuals for 2002-2003 In Rupees
(a) Taxes on Income and Expenditure	
0020 Corporation Tax	
901 Share of Net Proceeds assigned to States	9,96,55,00,000
Total: 0020 Corporation Tax	<u>9,96,55,00,000</u>
0021 Taxes on Income other than Corporation Tax	
901 Share of net proceeds assigned to States	7,67,75,00,000
Total: 0021 Taxes on Income other than Corporation Tax	<u>7,67,75,00,000</u>
0022 Taxes on Agricultural Income	
101 Tax Collections	2,24,97,668
Total: 0022 Taxes on Agricultural Income	<u>2,24,97,668</u>
0028 Other Taxes on Income and Expenditure	
107 Taxes on Professions, Trades, Callings and Employment	2,23,33,85,355
901 Share of Net Proceeds assigned to States	7,17,00,000
Total: 0028 Other Taxes on Income and Expenditure	<u>2,30,50,85,355</u>
Total:A(a) Taxes on Income and Expenditure	<u>19,97,05,83,023</u>
(b) Taxes on Property and Capital Transactions	
0029 Land Revenue	
101 Land Revenue/Tax	12,72,76,164
103 Rates and Cesses on Land	6,33,66,30,095
104 Receipts from Management of ex-Zamindari Estates	11,39,89,277
800 Other receipts	49,77,492
Total: 0029 Land Revenue	<u>6,58,28,73,028</u>

STATEMENT NO. 11- DETAILED ACCOUNT OF REVENUE BY MINOR HEADS

		Actuals for 2002-2003
		In Rupees
0030	Stamps and Registration Fees	
01	Stamps-Judicial	
101	Court Fees realised in stamps	11,28,38,957
102	Sale of Stamps	19,28,23,764
800	Other receipts	6,46,72,480
Total: 01 Stamps-Judicial		<u>37,03,35,201</u>
02	Stamps-Non-Judicial	
102	Sale of Stamps	6,26,90,21,045
103	Duty on Impressing of Documents	9,84,36,957
800	Other receipts	8,03,52,971
901	Deduct-Payments to Local bodies of net proceeds on duty levied by them on transfer of property	-18,54,90,161
Total: 02 Stamps-Non-Judicial		<u>6,26,23,20,812</u>
03	Registration Fees	
104	Fees for registering documents	40,45,92,462
800	Other receipts	16,68,48,021
Total: 03 Registration Fees		<u>57,14,40,483</u>
Total: 0030 Stamps and Registration Fees		<u>7,20,40,96,496</u>
0032	Taxes on Wealth	
60	Other than Agricultural Land	
901	Share of Net Proceeds assigned to States	1,60,00,000
Total: 60 Other than Agricultural Land		<u>1,60,00,000</u>
Total: 0032 Taxes on Wealth		<u>1,60,00,000</u>
0035	Taxes on Immovable Property other than	
101	Ordinary Collections	78,57,235



STATEMENT NO. 11- DETAILED ACCOUNT OF REVENUE BY MINOR HEADS

		Actuals for 2002-2003 In Rupees
Total: 0035	Taxes on Immovable Property other than Agricultural Land	<u>78,57,235</u>
Total: A(b)	Taxes on Property and Capital Transactions	<u>13,81,08,26,759</u>
 (c) Taxes on Commodities and Services		
0037 Customs		
901	Share of Net proceeds assigned to States	<u>10,51,38,00,000</u>
Total: 0037	Customs	<u>10,51,38,00,000</u>
 0038 Union Excise Duties		
02 Duties assigned to States		
901	Share of Net proceeds assigned to States	<u>16,16,85,00,000</u>
Total: 02	Duties assigned to States	<u>16,16,85,00,000</u>
Total: 0038	Union Excise Duties	<u>16,16,85,00,000</u>
 0039 State Excise		
101	Country Spirits	4,18,55,76,284
102	Country fermented Liquors	16,02,58,909
103	Malt Liquor	35,16,65,882
104	Liquor	16,33,462
105	Foreign Liquors and spirits	95,16,99,152
106	Commercial and denatured spirits and medicated wines	74,837
107	Medicinal and toilet preparations containing alcohol, opium, etc.	13,45,759
108	Opium, hemp and other drugs	96,427
150	Fines and confiscations	1,24,18,772
800	Other receipts	<u>37,72,464</u>
Total: 0039	State Excise	<u>5,66,85,41,948</u>

## STATEMENT NO. 11- DETAILED ACCOUNT OF REVENUE BY MINOR HEADS

Actuals for 2002-2003  
In Rupees

0040	Taxes on Sales, Trade etc.	
101	Receipts under Central Sales Tax Act	5,23,09,68,385
102	Receipts under State Sales Tax Act	36,30,76,46,679
103	Tax on sale of Motor spirits and Lubricants	22,97,47,768
104	Surcharge on Sales Tax	14,24,61,177
107	Receipts of Turnover Tax	37,07,724
800	Other receipts	5,95,537
Total: 0040 Taxes on Sales, Trade etc.		<u>41,91,51,27,270</u>
0041	Taxes on Vehicles	
101	Receipts under the Indian Motor Vehicles Act	52,68,34,960
102	Receipts under the State Motor Vehicles Taxation Acts	1,79,75,17,706
800	Other receipts	16,96,32,943
Total: 0041 Taxes on Vehicles		<u>2,49,39,85,609</u>
0042	Taxes on Goods and Passengers	
102	Tolls on Roads	3,10,014
104	TAX COLLECTIONS-GOODS TAX	41,59,394
106	Tax on entry of goods into Local Areas	35,13,967
800	Other receipts	63,881
Total: 0042 Taxes on Goods and Passengers		<u>80,47,256</u>
0043	Taxes and Duties on Electricity	
101	Taxes on consumption and sale of Electricity	1,33,64,52,799
102	Fees under the Indian Electricity Rules	17,52,818
103	Fees for the electrical inspection of cinemas	81,048
800	Other receipts	11,59,14,691



STATEMENT NO. 11- DETAILED ACCOUNT OF REVENUE BY MINOR HEADS

Actuals for 2002-2003  
In Rupees

Total: 0043 Taxes and Duties on Electricity	<u>1,45,42,01,356</u>
0044 Service Tax	
901 Share of Net proceeds assigned to States	<u>1,21,27,00,000</u>
Total: 0044 Service Tax	<u>1,21,27,00,000</u>
0045 Other Taxes and Duties on Commodities and	
101 Entertainment Tax	32,39,38,341
102 Betting Tax	7,10,87,610
105 Luxury Tax	93,41,48,526
112 Receipts from Cesses Under Other Acts	1,52,56,64,069
113 Receipts Under Raw Jute Taxation Acts	33,80,570
800 Other receipts	1,51,25,168
901 Share of Net proceeds assigned to States	<u>24,17,00,000</u>
Total:0045 Other Taxes and Duties on Commodities and Services	<u>3,11,50,44,284</u>
Total:A(c) Taxes on Commodities and Services	<u>82,54,99,47,723</u>
Total: A. Tax Revenue	<u>1,16,33,13,57,505</u>
B. Non-Tax Revenue	
(a) Fiscal Services	
0047 Other Fiscal Services	
800 Other Receipts	<u>78,414</u>
Total: 0047 Other Fiscal Services	<u>78,414</u>
Total: B(a) Fiscal Services	<u>78,414</u>

## STATEMENT NO. 11- DETAILED ACCOUNT OF REVENUE BY MINOR HEADS

Actuals for 2002-2003

In Rupees

(b)	Interest Receipts, Dividends and Profits	
0049	Interest Receipts	
01	Interest from State Governments	
101	Interest on Loans for State Plan Schemes	43,220
104	Interest on Loans for Non-Plan Schemes	500
106	Interest on Ways and Means Advances	1,332
800	Other receipts	6,575
Total: 01	Interest from State Governments	<u>51,627</u>
04	Interest Receipts of State/Union Territory	
103	Interest from Departmental Commercial Undertakings	57,14,75,204
107	Interest from Cultivators	3,97,621
110	Interest realised on investment of Cash balances	36,73,49,783
190	Interest from Public Sector and other Undertakings	56,121
195	Interest from Co-operative Societies	1,28,02,307
800	Other receipts	7,53,29,104
900	Deduct Refund	-6,960
Total: 04	Interest Receipts of State/Union Territory Government	<u>1,02,74,03,180</u>
Total: 0049	Interest Receipts	<u>1,02,74,54,807</u>
0050	Dividends and Profits	
101	Dividends from Public Undertakings	1,04,36,343
200	Dividends from other investments	33,82,941
Total: 0050	Dividends and Profits	<u>1,38,19,284</u>
Total: B(b)	Interest Receipts, Dividends and Profits	<u>1,04,12,74,091</u>
(c)	Other Non-Tax Revenue	
(i)	General Services	
0051	Public Service Commission	



STATEMENT NO. 11- DETAILED ACCOUNT OF REVENUE BY MINOR HEADS

		Actuals for 2002-2003 In Rupees
102	State Public Service Commission	1,81,78,284
105	State Public Service Commission Examination Fees	750
800	Other receipts	3,882
Total: 0051 Public Service Commission		<u>1,81,82,916</u>
0055	Police	
101	Police supplied to other Governments	10,12,64,262
102	Police supplied to other parties	3,06,78,785
103	Fees, Fines and Forfeitures	1,54,53,930
104	Receipts under Arms Act	13,15,27,716
105	Receipts of State-Head-quarters Police	12,93,51,728
800	Other receipts	23,47,02,289
Total: 0055 Police		<u>64,29,78,710</u>
0056	Jails	
102	Sale of Jail Manufactures	30,900
800	Other receipts	9,87,991
Total: 0056 Jails		<u>10,18,891</u>
0058	Stationery and Printing	
101	Stationery receipts	3,64,402
102	Sale of Gazettes etc.	2,98,625
200	Other Press receipts	1,493
800	Other receipts	3,74,943
Total: 0058 Stationery and Printing		<u>10,39,463</u>

## STATEMENT NO. 11- DETAILED ACCOUNT OF REVENUE BY MINOR HEADS

Actuals for 2002-2003

In Rupees

0059	Public Works	
01	Office Buildings	
011	Rents	1,43,63,467
102	Hire Charges of Machinery and Equipment	32,95,928
103	Recovery of percentage charges	59,58,378
800	Other receipts	2,41,34,548
Total: 01	Office Buildings	<u>4,77,52,321</u>
Total: 0059	Public Works	<u>4,77,52,321</u>
0070	Other Administrative Services	
900	Deduct Refunds	-2,528
01	Administration of Justice	
101	Services and Service Fees	73,61,168
102	Fines and Forfeitures	2,62,83,765
800	Other receipts	3,15,71,769
Total: 01	Administration of Justice	<u>6,52,16,702</u>
02	Elections	
101	Sale proceeds of election forms and documents	7,04,434
102	Fees, Fines and Forfeitures	6,262
104	Fees, Fines and Forfeitures	78,62,597
105	Contributions Towards Voter Identity Cards	8,00,80,784
800	Other receipts	23,65,97,165
Total: 02	Elections	<u>32,52,51,242</u>
60	Other Services	
101	Receipts from the Central Governments of for administration of Central Acts and Regulations	63,42,994
102	Receipts under Citizenship Act	52,10,135
103	Receipts under Explosives Act	13,95,815



STATEMENT NO. 11- DETAILED ACCOUNT OF REVENUE BY MINOR HEADS

Actuals for 2002-2003  
In Rupees

107	Passport And VISA Fees	71,51,893
108	Marriage Fees	29,029
109	Fire Protection and Control	36,40,884
800	Other receipts	1,53,07,741
Total: 60 Other Services		<u>3,90,78,491</u>
Total: 0070 Other Administrative Services		<u>42,95,43,907</u>
0071	Contributions and Recoveries towards Pension	
01	Civil	
101	Subscriptions and Contributions	13,20,082
800	Other receipts	27,73,72,257
Total: 01 Civil		<u>27,86,92,339</u>
Total: 0071 Contributions and Recoveries towards Pension and Other Retirement benefits		<u>27,86,92,339</u>
0075	Miscellaneous General Services	
101	Unclaimed Deposits	5,75,53,443
103	State Lotteries	27,53,04,642
105	Sale of Land and property	3,510
108	Guarantee fees	38,33,018
800	Other receipts	1,94,82,772
900	Deduct refunds	-1,09,18,622
Total: 0075 Miscellaneous General Services		<u>34,52,58,763</u>
Total: (i) General Services		<u>1,76,44,67,310</u>
(ii)	Social Services	
0202	Education, Sports, Art and Culture	
01	General Education	
101	Elementary Education	13,16,882
102	Secondary Education	9,83,375

## STATEMENT NO. 11- DETAILED ACCOUNT OF REVENUE BY MINOR HEADS

Actuals for 2002-2003  
In Rupees

103	University and Higher Education	45,96,349
800	Other receipts	13,97,05,378
Total: 01 General Education		<u>14,66,01,984</u>
02	Technical Education	
101	Tuitions and other fees	10,54,659
800	Other receipts	59,86,963
Total: 02 Technical Education		<u>70,41,622</u>
03	Sports and Youth Services	
800	Other receipts	1,34,76,282
Total: 03 Sports and Youth Services		<u>1,34,76,282</u>
04	Art and Culture	
101	Archives and Museums	3,01,852
103	Receipts from Cinematograph Films Rules	9,40,096
800	Other receipts	44,54,550
Total: 04 Art and Culture		<u>56,96,498</u>
Total: 0202 Education, Sports, Art and Culture		<u>17,28,16,386</u>
0210	Medical and Public Health	
01	Urban Health Services	
020	Receipts from Patients for hospital and dispensary services	10,32,32,775
101	Receipts from Employees State Insurance Scheme	17,53,39,262
107	Receipts from Drug Manufacture	2,55,60,123
800	Other receipts	17,58,67,605
Total: 01 Urban Health Services		<u>47,99,99,765</u>



STATEMENT NO. 11- DETAILED ACCOUNT OF REVENUE BY MINOR HEADS

Actuals for 2002-2003  
In Rupees

03	Medical Education, Training and Research	
101	Ayurveda	40,686
102	Homoeopathy	83,583
105	Allopathy	55,97,926
Total: 03 Medical Education, Training and Research		<u>57,22,195</u>
04	Public Health	
104	Fees and Fines etc.	92,503
800	Other receipts	3,82,837
Total: 04 Public Health		<u>4,75,340</u>
Total: 0210 Medical and Public Health		<u>48,61,97,300</u>
0211	Family Welfare	
800	Other receipts	33,82,611
Total: 0211 Family Welfare		<u>33,82,611</u>
0215	Water Supply and Sanitation	
01	Water Supply	
101	Services and Service fees	12
102	Receipts from Rural water supply schemes	1,095
104	Fees, Fines etc.	2,747
800	Other receipts	3,00,87,649
Total: 01 Water Supply		<u>3,00,91,503</u>
02	Sewerage and Sanitation	
104	Fees, Fines etc.	898
800	Other receipts	49,865
Total: 02 Sewerage and Sanitation		<u>50,763</u>
Total: 0215 Water Supply and Sanitation		<u>3,01,42,266</u>

## STATEMENT NO. 11- DETAILED ACCOUNT OF REVENUE BY MINOR HEADS

Actuals for 2002-2003

In Rupees

0216	Housing	
01	Government Residential Buildings	
106	General Pool accommodation	67,94,584
107	Police Housing	4,54,620
700	Other Housing	1,24,034
Total: 01 Government Residential Buildings		<u>73,73,238</u>
02	Urban Housing	
101	Receipts from Government Housing Scheme	50,78,967
102	Receipts from Subsidised Industrial Housing Scheme	20,68,029
103	Receipts from Kalyani Housing Scheme	14,00,014
104	Receipts from Middle Income Group Housing Scheme	1,55,39,906
105	Receipts from Rental Housing Scheme	2,03,38,894
106	Receipts from Slum Clearance Housing Scheme	36,96,438
107	Receipts from Low Income Group Housing Scheme	1,99,63,634
108	Receipts from Haldia Housing Scheme	1,80,069
109	Receipts from Asansole Housing Scheme	3,39,457
110	Receipts from Integrated Subsidised H.SC for Industrial Workers and Weaker Sections of the Community.	88,06,756
111	Receipts from Bidhan Nagar	73,38,256
800	Other receipts	73,07,866
Total: 02 Urban Housing		<u>9,20,58,286</u>
03	Rural Housing	
800	Other receipts	5,196
Total: 03 Rural Housing		<u>5,196</u>
80	General	
800	Other receipts	8,400



STATEMENT NO. 11- DETAILED ACCOUNT OF REVENUE BY MINOR HEADS

Actuals for 2002-2003

In Rupees

Total: 80	General	8,400
Total: 0216	Housing	<u>9,94,45,120</u>
0217	Urban Development	
01	State Capital Development	
800	Other receipts	151
Total: 01	State Capital Development	<u>151</u>
03	Integrated Development of Small and Medium	
800	Other receipts	27,03,447
Total: 03	Integrated Development of Small and Medium Towns	<u>27,03,447</u>
60	Other Urban Development Schemes	
800	Other receipts	43,36,312
Total: 60	Other Urban Development Schemes	<u>43,36,312</u>
Total: 0217	Urban Development	<u>70,39,910</u>
0220	Information and Publicity	
01	Films	
102	Receipts from Departmentally produced films	67,441
103	Receipts from Cinematographic Rules	1,50,652
800	Other receipts	11,12,400
Total: 01	Films	<u>13,30,493</u>
60	Others	
106	Receipts from advertising and visual Publicity	6,24,038
113	Receipts from other Publications	4,863
800	Other receipts	37,87,236
Total: 60	Others	<u>44,16,137</u>
Total: 0220	Information and Publicity	<u>57,46,630</u>

## STATEMENT NO. 11- DETAILED ACCOUNT OF REVENUE BY MINOR HEADS

Actuals for 2002-2003  
In Rupees

0230	Labour and Employment	
101	Receipts under Labour Laws	10,17,724
102	Fees for registration of Trade Unions	40,412
103	Fees for inspection of Steam Boilers	53,31,737
104	Fees realised underr Factory's Act	28,44,343
105	Examination fees under Mines Act	2,132
106	Fees under Contract Labour (Regulation and abolition) Rules	3,28,085
800	Other receipts	13,76,213
Total: 0230 Labour and Employment		<u>1,09,40,646</u>
0235	Social Security and Welfare	
01	Rehabilitation	
200	Other Rehabilitation Schemes	2,37,86,518
800	Other receipts	67,62,242
Total: 01 Rehabilitation		<u>3,05,48,760</u>
Total: 0235 Social Security and Welfare		<u>3,05,48,760</u>
0250	Other Social Services	
102	Welfare of Scheduled Castes, Scheduled Tribes and other Backward Classes	60,18,041
800	Other receipts	49,39,097
Total: 0250 Other Social Services		<u>1,09,57,138</u>
Total: (ii) Social Services		<u>85,72,16,767</u>



STATEMENT NO. 11- DETAILED ACCOUNT OF REVENUE BY MINOR HEADS

	Actuals for 2002-2003 In Rupees
(iii) Economic Services	
0401 Crop Husbandry	
103 Seeds	32,02,989
104 Receipts from Agricultural Farms	1,72,14,097
105 Sale of Manures and Fertilisers	29,55,555
107 Receipts from Plant Protection Services	62,88,137
108 Receipts from Commercial Crops	10,21,634
119 Receipts from Horticulture and Vegetable crops	95,670
800 Other receipts	87,96,227
Total: 0401 Crop Husbandry	<u>3,95,74,309</u>
0403 Animal Husbandry	
101 Services and Service Fees	28,07,431
102 Receipts from Cattle and Buffalo development	34,31,097
103 Receipts from Poultry development	86,23,730
104 Receipts from Sheep and Wool development	7,74,706
105 Receipts from Piggery development	5,45,123
107 Receipts from Poultry Development	5,91,034
109 Receipts from Other Livestock Development	2,52,009
110 Grants from Indian Council of Agricultural Research	1,51,465
800 Other receipts	2,78,03,731
Total: 0403 Animal Husbandry	<u>4,49,80,326</u>
0404 Dairy Development	
102 Greater Calcutta Milk Supply Scheme	48,08,32,833
103 Durgapur Milk supply scheme	3,99,47,245
104 Burdwan Milk Supply Scheme	3,15,64,480
105 Krishnanaqar Milk Supply Scheme	3,94,05,063
800 Other receipts	12,93,599
Total: 0404 Dairy Development	<u>59,30,43,220</u>

## STATEMENT NO. 11- DETAILED ACCOUNT OF REVENUE BY MINOR HEADS

		Actuals for 2002-2003 In Rupees
0405	Fisheries	
011	Rents	2,66,350
102	Licence Fees, Fines etc.	31,95,843
103	Sale of fish, fish seeds etc.	32,00,249
800	Other receipts	2,40,58,451
Total: 0405 Fisheries		<u>3,07,20,893</u>
0406	Forestry and Wild Life	
01	Forestry	
101	Sale of timber and other forest produce	42,60,42,702
102	Receipts from social and farm forestries	5,36,863
800	Other receipts	12,21,96,167
Total: 01 Forestry		<u>54,87,75,732</u>
02	Environmental Forestry and Wild Life	
112	Public Gardens	9,44,389
800	Other receipts	1,55,02,181
Total: 02 Environmental Forestry and Wild Life		<u>1,64,46,570</u>
Total: 0406 Forestry and Wild Life		<u>56,52,22,302</u>
0407	Plantations	
60	Others	
830	Other Plantations	1,17,975
Total: 60 Others		<u>1,17,975</u>
Total: 0407 Plantations		<u>1,17,975</u>
0408	Food Storage and Warehousing	
800	Other receipts	81,28,84,677
Total: 0408 Food Storage and Warehousing		<u>81,28,84,677</u>



STATEMENT NO. 11- DETAILED ACCOUNT OF REVENUE BY MINOR HEADS

	Actuals for 2002-2003 In Rupees
0415 Agricultural Research and Education	
800 Other receipts	91,034
Total: 0415 Agricultural Research and Education	<u>91,034</u>
0425 Co-operation	
101 Audit Fees	2,56,90,476
800 Other receipts	5,85,21,871
Total: 0425 Co-operation	<u>8,42,12,347</u>
0435 Other Agricultural Programmes	
103 Receipts from Agricultural Research Stations Orchards etc.	42,467
104 Soil and Water Conservation	10,84,836
800 Other receipts	2,30,757
Total: 0435 Other Agricultural Programmes	<u>13,58,060</u>
0506 Land Reforms	
103 Receipts from maintenance of Land Records	1,251
800 Other receipts	35,613
Total: 0506 Land Reforms	<u>36,864</u>
0515 Other Rural Development Programmes	
101 Receipts under Panchayat Raj Acts	1,11,25,472
102 Receipts from Community Development Projects	9,315
800 Other receipts	91,45,832
Total: 0515 Other Rural Development Programmes	<u>2,02,80,619</u>
0551 Hill Areas	
822 Cinchona Plantation	10,182

## STATEMENT NO. 11- DETAILED ACCOUNT OF REVENUE BY MINOR HEADS

		Actuals for 2002-2003 In Rupees
60	Other Hill Areas	
822	Cinchona	5,53,00,277
Total: 60 Other Hill Areas		<u>5,53,00,277</u>
Total: 0551 Hill Areas		<u>5,53,10,459</u>
0575	Other Special Areas Programmes	
02	Backward areas	
101	Receipts from Area Development Program	42,91,332
Total: 02 Backward areas		<u>42,91,332</u>
Total: 0575 Other Special Areas Programmes		<u>42,91,332</u>
0701	Major and Medium Irrigation	
01	Major Irrigation-Commercial	
101	Mayurakshi Reservoir Project	45,48,312
102	Kangsbati reservoir project	32,87,778
103	Damodar Valley Project	1,32,24,894
104	Teesta Barrage Project	10,41,069
105		44,023
Total: 01 Major Irrigation-Commercial		<u>2,21,46,076</u>
03	Medium Irrigation-Commercial	
103	Bakreswar Canals	1,06,445
104	Midnapore Canals	16,92,956
107	Hinglow Irrigation Project	44,851
Total: 03 Medium Irrigation-Commercial		<u>18,44,252</u>
04	Medium Irrigation-Non-Commercial	
101	Medium Irrigation Schemes in North Bengal	25,428
102	Medium Irrigation Schemes in Purulia District	1,47,374



STATEMENT NO. 11- DETAILED ACCOUNT OF REVENUE BY MINOR HEADS

Actuals for 2002-2003  
In Rupees

103	Medium Irrigation Schemes in Midnapore District	20,286
104	Medium Irrigation Schemes in Burdwan District	17,093
Total: 04 Medium Irrigation-Non-Commercial		<u>2,10,181</u>
80	General	
800	Other receipts	1,07,17,356
Total: 80 General		<u>1,07,17,356</u>
Total: 0701 Major and Medium Irrigation		<u>3,49,17,865</u>
0702	Minor Irrigation	
01	Surface Water	
101	Receipts from Water Tanks	1,34,06,403
102	Receipts from Lift Irrigation Schemes	3,33,89,524
800	Other receipts	68,91,194
Total: 01 Surface Water		<u>5,36,87,121</u>
02	Ground Water	
101	Receipts from Tube Wells	1,55,97,370
800	Other receipts	-8,89,051
Total: 02 Ground Water		<u>1,47,08,319</u>
04	Flood Control	
102	Flood Control Project	-5,900
Total: 04 Flood Control		<u>-5,900</u>
80	General	
800	Other receipts	7,91,950
Total:80 General		<u>7,91,950</u>
Total 0702 Minor Irrigation		<u>6,91,81,490</u>

## STATEMENT NO. 11- DETAILED ACCOUNT OF REVENUE BY MINOR HEADS

Actuals for 2002-2003  
In Rupees

0801	Power	
04	Diesel/Gas Power Generation	
800	Other receipts	85,730
Total: 04 Diesel/Gas Power Generation		<u>85,730</u>
80	General	
800	Other receipts	300
Total: 80 General		<u>300</u>
Total 0801 Power		<u>86,030</u>
0802	Petroleum	
104	Receipts under the Petroleum Act.	52,381
Total: 0802 Petroleum		<u>52,381</u>
0851	Village and Small Industries	
101	Industrial Estates	3,52,087
102	Small Scale Industries	20,00,460
103	Handloom Industries	1,94,596
105	Khadi and Village Industries	5,650
106	Coir Industries	1,088
107	Sericulture Industries	78,81,741
800	Other receipts	9,08,857
Total: 0851 Village and Small Industries		<u>1,13,44,479</u>



STATEMENT NO. 11- DETAILED ACCOUNT OF REVENUE BY MINOR HEADS

		Actuals for 2002-2003 In Rupees
0852	Industries	
06	Engineering Industries	
103	Other Engineering Industries	4,94,357
800	Other receipts	5,16,783
Total: 06 Engineering Industries		<u>10,11,140</u>
08	Consumer Industries	
600	Others	2,17,89,974
Total: 08 Consumer Industries		<u>2,17,89,974</u>
		<u>2,28,01,114</u>
0853	Non-ferrous Mining and Metallurgical Industries	
102	Mineral concession Fees, Rents and Royalties	6,76,71,028
103	Receipts under the Carbide of Calcium Rules	1,914
104	Mines Department	1,52,458
800	Other receipts	8,62,165
Total: 0853 Non-ferrous Mining and Metallurgical Industries		<u>6,86,87,565</u>
0875	Other Industries	
60	Others	
800	Other receipts	36,25,692
Total: 60 Others		<u>36,25,692</u>
Total: 0875 Other Industries		<u>36,25,692</u>
1051	Ports and Light Houses	
01	Major Ports	
103	Registration and Other Fees	5,91,908
800	Other receipts	14,360
Total: 01 Major Ports		<u>6,06,268</u>
Total: 1051 Ports and Light Houses		<u>6,06,268</u>

STATEMENT NO. 11- DETAILED ACCOUNT OF REVENUE BY MINOR HEADS

		Actuals for 2002-2003 In Rupees
1053	Civil Aviation	
501	Services and Service Fees	8,029
800	Other receipts	52,199
Total: 1053 Civil Aviation		<u>60,228</u>
1054	Roads and Bridges	
102	Tolls on Roads	9,72,75,072
800	Other receipts	12,57,13,106
Total: 1054 Roads and Bridges		<u>22,29,88,178</u>
1055	Road Transport	
800	Other receipts	1,00,000
Total:1055 Road Transport		<u>1,00,000</u>
1425	Other Scientific Research	
800	Other receipts	17,81,144
Total: 1425 Other Scientific Research		<u>17,81,144</u>
1452	Tourism	
103	Receipts from Tourist Transport	7,43,199
105	Rent and Catering Receipts	8,15,773
800	Other receipts	1,40,74,729
Total: 1452 Tourism		<u>1,56,33,701</u>
1456	Civil Supplies	
800	Other receipts	1,58,81,821
Total: 1456 Civil Supplies		<u>1,58,81,821</u>



## STATEMENT NO. 11- DETAILED ACCOUNT OF REVENUE BY MINOR HEADS

Actuals for 2002-2003

In Rupees

1475	Other General Economic Services	
106	Fees for stamping weights and measures	4,28,96,955
107	Census	10,75,13,840
200	Regulation of other business Undertakings	32,86,632
201	Land Ceilings (Other than agricultural land)	45,07,964
800	Other receipts	22,33,403
Total	Other General Economic Services	<u>16,04,38,793</u>
Total (iii)	Economic Services	<u>2,88,03,11,163</u>
Total (c)	Other Non-Tax Revenue	<u>5,50,19,95,236</u>
Total B.	Non-Tax Revenue	<u>6,54,33,47,741</u>

## STATEMENT NO. 11- DETAILED ACCOUNT OF REVENUE BY MINOR HEADS

Actuals for 2002-2003  
In Rupees

## C - Grants-in-Aid and Contributions

## 1601 Grants-in-Aid from Central Government.

01 Non-Plan Grants

## 104 Grants under the proviso to Article 275(I) of the Constitution.

004 Grants for upgradation - Fire service Administration	1,20,66,000
005 Grants for upgradation - Jails Administration	90,50,000
009 Other Grants - Grants to Local Bodies - Panchayati Raj Institution	57,77,29,000
010 Other Grants - Grants to Local Bodies - urban Local Bodies	39,49,78,000
016 Grants for upgradation - Health Service	2,41,32,000
021 Grants to cover Deficit on Revenue Account	5,98,76,00,000
022 Center's Contribution to Incentive Fund	84,95,00,000
Total : 104 Grants under the proviso to Article 275(I) of the Constitution	7,85,50,55,000

## 106 Grants from Central Road Fund

001 Allocation Works	11,91,00,000
003 Central Road Fund	11,91,00,000
Total : 106 Grants from Central Road Fund	23,82,00,000

## 109 Grants towards contribution to Calamity Relief Fund

001 Grants towards contribution to Calamity Relief Fund	1,23,41,00,000
Total : 109 Grants towards contribution to Calamity Relief Fund	1,23,41,00,000



STATEMENT NO. 11- DETAILED ACCOUNT OF REVENUE BY MINOR HEADS

Actuals for 2002-2003  
In Rupees

800 Other Receipts	
004 Grants for Agency Function for Registration of Surveillance to Foreigners	10,00,00,000
005 Language Development Scheme for production of books in regional language at university Level 91-92	5,00,000
008 Grants to students from non-Hindi speaking for Post Matric Studies in Hindi	2,52,025
010 Grants for operation of Antiquities and Art Treasuries Act 1975	7,33,493
011 Grants for National programme on Improved Chulla	15,00,000
013 Grants for rehabilitation of displaced persons to former East Pakistan-old migrants/new migrants	1,06,08,875
019 Grants for employment of Home Guards for election purpose	2,00,00,000
020 Grants for Civil Defence	2,21,75,545
023 Grants-in-aid to S. T. D. C. for Minor Forest Produce	53,63,000
024 Grants for agency function of Central Acts & Regulations	80,19,000
029 India Reserve Battalion	1,62,50,000
030 Compensation to State Govt. for exemption from sale tax on Avihin Turpine fuel sold to international airtimes including air india.	00
Total : 800 Other Receipts	18,54,01,938
Total: 01 Non-Plan Grants	<hr/> 9,51,27,56,938 <hr/>

## STATEMENT NO. 11- DETAILED ACCOUNT OF REVENUE BY MINOR HEADS

Actuals for 2002-2003

In Rupees

<b>02 Grants for State/Union Territory Plan Schemes</b>	
<b>101 Block Grants</b>	
002 Grants for normal assistance under State Plan Schemes	3,33,30,00,000
004 Grants for Additional Central Assistance in respect of externally aided projects	1,91,13,75,000
006 Special grants for Accelerated Development of Hill areas	20,09,70,000
007 Grants for Additional Central Assistance for Slum Development	10,71,60,000
008 Grants for Additional Central Assistance for Basic Minimum Services	10,38,93,000
011 Grants for Border Area Development programmes	45,56,00,000
014 Grants under P. M. G. Y.	55,47,00,000
018 Accelerated Power Development Programme (APDP)	9,51,00,000
021 National Social assistance programme (NSAP) including annapurna	31,16,80,000
022 Additional central Assistance to Provide foodgrains under nourished pregnant and lactating women and adolescent girls under pilot scheme	1,77,97,000
Total : 101 Block Grants	7,09,12,75,000
<b>104 Grants under Proviso to Article 275(I) of the Constitution</b>	
001 Special grants for integrated Tribal Development Projects	15,43,00,000
Total : 104 Grants under Proviso to Article 275(I) of the Constitution	15,43,00,000
<b>800 Other receipts</b>	
003 Other Special Areas Programme-Special Central Assistance for T. S. P.	22,02,57,000
Total : 800 Other Receipts	22,02,57,000
Total: 02 Grants for State/Union Territory Plan Schemes	<u>7,46,58,32,000</u>



STATEMENT NO. 11- DETAILED ACCOUNT OF REVENUE BY MINOR HEADS

		Actuals for 2002-2003 In Rupees
03	Grants for Central Plan Schemes	
800	Other receipts/Grants	
005	Education/Grants for development of Sanskrit Education	13,82,000
006	Education/Grants for Development Stadium, Swimming pool and Play Fields	28,00,000
016	Education/Grants for National Service Schemes	70,12,378
026	Medical/Grants for Cancer Research and Training Programme	2,00,00,000
030	Social Welfare/Grants for Upgradation of merit of S.C./S.T. Students	52,20,000
032	Social welfare/Grants for Training Programme of ICDS	3,00,00,000
035	Social welfare/Welfare of SC/ST and OBC special component plan for SC	66,40,49,500
044	Grants for Agricultural Census	26,00,000
065	Grants for Sample Survey for Inland Fisheries Statistics	1,55,000
069	Grants for Mangrove and Echo-System	48,81,673
070	Grants for Bio-Sphere Research	60,02,000
072	Grants for Collection of Statistics of Small Scale Industries	1,56,72,917
118	Grants for Modernisation of Prison Administration	10,78,50,000
133	Grants for Accelerated Maize Development	1,30,000
153	Welfare of ST Education Development of Primitive Tribal Groups	15,00,000

## STATEMENT NO. 11- DETAILED ACCOUNT OF REVENUE BY MINOR HEADS

Actuals for 2002-2003  
In Rupees

154	Allopathy - Assistance for capacity Buildings	1,48,85,000
157	Strengthening W. L management and CCO Dev. planning in Jaldapara W.L Sanctuary under UNDP	22,500
165	Assistance for developing Export Infrastructure & Other Allied Activities in the State (ASIDE)	20,00,000
	Total: 800 Other Receipts/Grants	88,61,62,968
		<hr/>
	Total:03 Grants for Central Plan Schemes	88,61,62,968
		<hr/>
<b>04</b>	<b>Grants for Centrally Sponsored Plan Schemes</b>	
<b>800</b>	<b>Other receipts</b>	
007	Grants for Integrated Education for disabled children	47,61,500
008	Grants for Strengthening of Teachers Training Institute	98,01,000
010	Grants for Computer Education in Schools	4,69,84,125
017	Grants for Direction and Administration	6,81,99,000
018	Grants for Rural Family Welfare Programme	73,94,32,000
019	Grants for Urban Family Welfare Programme	5,72,29,000
021	Grants for Transport Services	1,02,76,000
022	Grants for Compensation	9,58,17,000
025	Grants for Training, Research and Statistics	3,99,26,000
029	Grants for Sterilisation Camps	13,55,000



STATEMENT NO. 11- DETAILED ACCOUNT OF REVENUE BY MINOR HEADS

Actuals for 2002-2003

In Rupees

033	Grants for National Leprosy Control Programme	75,50,000
036	Grants for Control of Blindness Programme and National Trachoma	40,30,000
038	Grants for Accelerated Rural Water Supply Programme	1,01,29,00,000
041	Grants for Monitoring Cell/Investigation Unit	30,61,000
042	Grants for Rajib Gandhi National Drinking Water Mission	10,66,900
049	Grants for Integrated Development of Small and Medium Town	7,73,10,000
055	Grants for Post Matric Scholarship to Students	9,35,50,750
056	Grants for Construction of Hostels for Girls	45,06,250
057	Grants for award of pre-matric Students for the children in Unclean Occupation	1,90,34,275
058	Grants for Construction of Central hostels for Boys	73,43,715
061	Grants for Vocational Training in Tribal Area	6,12,990
062	Grants for Oil-Seed Development Programme in Tribal Area	23,75,000
063	Grants for Research and Training in Tribal Area	40,40,000
066	Grants for Book-Banks for Scheduled Caste, Scheduled Tribe Medical and Engineering Students	6,05,750
067	Grants for Integrated Child Development Scheme	1,63,29,63,000
069	Grants for Prevention and Control of Juvenile and Social Maladjustment	83,65,235
077	Grants for Thrift Fund Scheme	9,54,000
085	Grants for Collection of Agricultural Statistics	1,14,50,000
088	Grants for Development of Pulses	4,50,000

## STATEMENT NO. 11- DETAILED ACCOUNT OF REVENUE BY MINOR HEADS

Actuals for 2002-2003  
In Rupees

089	Grants for Conduct of Live Stock Census	24,10,000
092	Grants for National Oilseed Development Project	71,25,000
101	Grants for Rationalisation of Minor irrigation Statistics	69,54,270
106	Grants for Command Area Development	2,84,00,000
107	Grants for Scheme of Sample Survey on Estimation of production of Major Livestock products	22,00,000
108	Grants for Systematic Control of Livestock Diseases including disease free zone	34,00,000
110	Grants for foot and mouth diseases control programme for vaccination of Cattle and Buffalo	40,00,000
112	Grants for Rinderpest Eradication Scheme	45,00,000
114	Grants for setting up of a epidemiological cell for animal Disease Surveillance	25,00,000
116	Grants for setting up of State Veterinary Council	8,00,000
124	Grants for National Welfare of Fisheries	30,00,000
129	Grants for Freash Water Aquaculture	3,71,63,000
134	Grants for Afforestation and Eco-development Project	37,000
136	Grants for Development of Tiger Project at Buxa	1,27,38,000
137	grants for Development of National Parks and Sanctuaries	1,61,46,000
140	Grants for Plantation of Minor Forests including Medicinal Plants	22,82,000
141	Grants for Project Elephant	86,47,000
143	Grants for Area Oriented Fuel and Fodder Scheme	30,19,000
145	Grants for Tiger Reserve in Sundarban	1,08,33,000



STATEMENT NO. 11- DETAILED ACCOUNT OF REVENUE BY MINOR HEADS

		Actuals for 2002-2003 In Rupees
146	Grants for Eco-Development Programme around Tiger Reserve Area	1,50,00,000
161	Grants for strengthening of Revenue Machineries	3,92,00,000
164	Grants for Infrastructural facility - Construction of Quarter for Judiciary	9,98,33,000
188	Grants for DDHPY Scheme to PWCS/SHGs/NGOs	3,47,88,268
191	Grants for Intensive Cotton Development Programme & Technology Mission on Cotton	11,86,000
193	Grants for Macro Management of Agriculture	11,87,47,000
194	Forest Fire Control and Management	1,20,00,000
195	Indira Mahila Yojana	49,94,000
199	Assistance for Poultry Development	68,00,000
200	Critical Anti-erosion Works in Ganga Basin States	5,60,00,000
203	National iodine Deficiency disorder control programme	31,20,400
204	Grants for development of UG colleges of indian system of Medicine and Homoeopathy	13,00,000
Total: 04 Grants for Centrally Sponsored Plan Schemes		4,51,50,72,428
Total : C - Grants-in-Aid and Contribution		22,37,98,24,334
Total:1601 Grants-in-aid from Central Government		22,37,98,24,334
<b>GRAND TOTAL : RECEIPT HEADS (REVENUE ACCOUNT)</b>		<b>1,45,25,45,29,577</b>

**Note :** The Value of materials/equipment's for Rs. 14,19,94,355/- stated to have been given to Govt. of West Bengal as Grants-in-aid from Central Govt. could not be adjusted under "1601-Grants-in-Aid from Central Government" for non-receipt of sanction order from Govt. of West Bengal.

## STATEMENT NO. 12 - DETAILED ACCOUNT OF EXPENDITURE BY MINOR HEADS

(Figures in italics represent charged expenditure)

Head	Actuals for 2002-2003		Central Plan/ Centrally Sponsored Scheme	Total
	Non Plan	State Plan		
1	Rs 2	Rs 3	Rs 4	Rs 5
<b>EXPENDITURE HEADS (REVENUE ACCOUNT)</b>				
<b>A. General Services</b>				
(a)	Organs of State			
2011	Parliament/State/Union Territory Legislatures			
02	State/Union Territory Legislatures			
101	Legislative Assembly			
	6,00,43,480			6,55,95,293
	55.51.813			
103	Legislative Secretariat			
	7,28,80,327			7,29,62,824
	82.497			
Total: 02	13,29,23,807			13,85,58,117
	56,34,310			
Total: 2011	13,29,23,807			13,85,58,117
	56,34,310			
2012	President, Vice-President/Governor/Administrator of Union Territories			
03	Governor/Administrator of Union Territories			
090	Secretariat			
	73.56.138			73,56,138
101	Emoluments and allowances of the Governor/Administrator of Union Territories			
	12			12
102	Discretionary Grants			
	88.000			88,000
103	Household Establishment			
	1.09.27.362			1,09,27,362
105	Medical Facilities			
	10.52.730			10,52,730
106	Entertainment Expenses			
	3.54.819			3,54,819
107	Expenditure from Contract Allowance			
	14.52.718			14,52,718



**STATEMENT NO. 12 - DETAILED ACCOUNT OF EXPENDITURE BY MINOR HEADS**  
(*Figures in italics represent charged expenditure*)

Head	Actuals for 2002-2003		Central Plan/ Centrally Sponsored Scheme	Total
	Non	State Plan		
1	Rs 2	Rs 3	Rs 4	Rs 5
A. General Services <i>Contd</i>				
(a) Organs of State				
2012 President, Vice- President/Governor/Administrator of Union Territories				14,52,718
108 Tour Expenses				8,30,626
	8.30.626			8,30,626
800 Other Expenditure				9,81,527
	9.81.527			9,81,527
Total: 03				2,30,43,932
	2,30,43,932			2,30,43,932
Total: 2012				2,30,43,932
	2,30,43,932			2,30,43,932
2013 Council of Ministers				
101 Salary of Ministers and Deputy Ministers				50,79,595
	50,79,595			50,79,595
102 Sumptuary and other Allowances				5,28,500
	5,28,500			5,28,500
104 Entertainment and Hospitality Expenses				36,60,658
	36,60,658			36,60,658
105 Discretionary Grant by Ministers				3,42,814
	3,42,814			3,42,814
108 Tour Expenses				1,31,44,001
	1,31,44,001			1,31,44,001
Other Expenditure				43,39,216
	43,39,216			43,39,216
Total: 2013				2,70,94,784
	2,70,94,784			2,70,94,784
2014 Administration of Justice				
102 High Court				25,13,95,343
	25.13.95.343			25,13,95,343

**STATEMENT NO. 12 - DETAILED ACCOUNT OF EXPENDITURE BY MINOR HEADS**  
(Figures in italics represent charged expenditure)

Head	Actuals for 2002-2003		Central Plan/ Centrally Sponsored Scheme	Total
	Non	State Plan		
1	Rs 2	Rs 3	Rs 4	Rs 5
A. General Services <i>Contd</i>				
(a) Organs of State <i>Contd</i>				
2014 Administration of Justice				
105 Civil and Session Courts	69,70,11,365	15,91,307		69,86,02,672
106 Small Causes Courts	1,64,78,860			1,64,78,860
107 Presidency Magistrate's Courts	2,70,39,641			2,70,39,641
108 Criminal Courts	50,44,114			50,44,114
109 Coroners' Courts	2,26,492			2,26,492
110 Administrators General and Official Trustees	1,23,48,232			1,23,48,232
111 Official Assignees	28,73,181			28,73,181
112 Official Receivers	54,15,131			54,15,131
113 Sheriffs and Reporters	39,38,345			40,89,618
	1,51,273			
114 Legal Advisers and Counsels	10,63,76,830			10,63,76,830
116 State Administrative Tribunals	85,08,993	60,81,632		1,45,90,625
800 Other Expenditure	1,46,48,851	1,23,64,681	1,17,00,000	3,87,13,532
Total: 2014	89,99,10,035	2,00,37,620	1,17,00,000	1,18,31,94,270
	25,15,46,616			
2015 Elections Electoral Officers				



STATEMENT NO. 12 - DETAILED ACCOUNT OF EXPENDITURE BY MINOR HEADS

(Figures in italics represent charged expenditure)

Head	Actuals for 2002-2003		Central Plan/ Centrally Sponsored Scheme	Total
	Non	State Plan		
1	Rs 2	Rs 3	Rs 4	Rs 5
A. General Services <i>Contd</i>				
(a) Organs of State <i>Concl'd.</i>				
2015 Elections				
102	8,12,54,411			8,12,54,411
103 Preparation and Printing of Electoral rolls				10,32,86,684
	10,32,86,684			
104 Charges for conduct of elections for Lok Sabha and State/ Union Territory Legislative Assemblies when held simultaneously				31,55,944
	31,55,944			
105 Charges for conduct of elections to Parliament				8,23,352
	8,23,352			
106 Charges for conduct of election to State/Union Territory Legislature				3,79,09,770
	3,79,09,770			
108 Issue of Photo Identity Cards to Voters				2,05,92,325
	2,05,92,325			
109 Charges for Conduct of Election to Panchayat Local Bodies				13,75,000
	13,75,000			
901 Deduct Refund	-3,045			-3,045 (X)
Total: 2015	24,83,94,441			24,83,94,441
Total: A(a)	1,30,83,23,067	2,00,37,620	1,17,00,000	1,62,02,85,544
Organs of State	28,02,24,858			
(b) Fiscal Services				
(i) Collection of Taxes on Income and Expenditure				
2020 Collection of Taxes on Income and Expenditure				
104 Collection Charges-Agricultural Income-tax				
(x) Minus expenditure was due to cancellation of time-barred cheque of Previous year				

STATEMENT NO. 12 - DETAILED ACCOUNT OF EXPENDITURE BY MINOR HEADS  
(Figures in italics represent charged expenditure)

Head	Actuals for 2002-2003		Central Plan/ Centrally Sponsored Scheme	Total
	Non	State Plan		
1	Rs 2	Rs 3	Rs 4	Rs 5
A. General Services <i>Contd.</i>				
(b) Fiscal Services <i>Contd.</i>				
(i) Collection of Taxes on Income and Expenditure				
2020 Collection of Taxes on Income and Expenditure	2,16,37,821			2,16,37,821
105 Collection Charges-Taxes on Professions, Trades, Callings and Employments-	6,26,34,690			6,26,34,690
Total: 2020	8,42,72,511			8,42,72,511
Total: A (b) (i)	8,42,72,511			8,42,72,511
Collection of Taxes on Income and Expenditure				
(ii) Collection of Taxes on Property and Capital transactions				
2029 Land Revenue				
001 Direction and Administration	25,73,82,142			25,73,82,142
101 Collection Charges	9,69,01,515			9,69,01,515
102 Survey and Settlement Operations	2,15,93,56,805	2,03,56,839	76,34,899	2,18,73,48,543
103 Land Records	22,37,529			22,37,529
104 Management of Government Estates	8,26,163			8,26,163
105 Management of Ex-Zamindari Estates	6,58,74,371			6,58,74,371
800 Other Expenditure	8,15,168			8,15,168
	2,58,33,93,693	2,03,56,839	76,34,899	



STATEMENT NO. 12 - DETAILED ACCOUNT OF EXPENDITURE BY MINOR HEADS  
*(Figures in italics represent charged expenditure)*

Head	Actuals for 2002-2003			Total
	Non	State Plan	Central Plan/ Centrally Sponsored Scheme	
1	Rs 2	Rs 3	Rs 4	Rs 5
A. General Services <i>Contd</i>				
(b) Fiscal Services <i>Contd</i>				
(ii) Collection of Taxes on Property and Capital transactions				
Total: 2029 Land Revenue				2,61,13,85,431 (a)
2030 Stamps and Registration				
01 Stamps-Judicial				
101 Cost of Stamps	16,63,925			16,63,925
Total: 01	16,63,925			16,63,925
02 Stamps-Non-Judicial				
001 Direction and Administration	1,80,35,863			1,80,35,863
101 Cost of Stamps	26,20,917			26,20,917
102 Expenses on Sale of Stamps	3,82,796			3,82,796
Total: 02	2,10,39,576			2,10,39,576
03 Registration				
001 Direction and Administration	32,56,50,780			32,56,50,780
800 Other Expenditure		70,07,946		70,07,946
Total: 03	32,56,50,780	70,07,946		33,26,58,726
Total: 2030	34,83,54,281	70,07,946		35,53,62,227
2035 Collection of Other Taxes on Property and Capital transactions				
101 Taxes on Immovable Property other than Agricultural Land	36,12,334			36,12,334

(a) Excludes Rs. 5,99,960 spent out of advance from the Contingency Fund during the year, but not recouped to the Fund till the close of the year.

STATEMENT NO. 12 - DETAILED ACCOUNT OF EXPENDITURE BY MINOR HEADS

(Figures in italics represent charged expenditure)

Head	Actuals for 2002-2003		Central Plan/ Centrally Sponsored Scheme	Total
	Non	State Plan		
1	Rs 2	Rs 3	Rs 4	Rs 5
A. General Services Contd				
(b) Fiscal Services Contd				
(ii) Collection of Taxes on Property and Capital transactions				
2035 Collection of Other Taxes on Property and Capital transactions				
101 Taxes on Immovable Property and other than Agricultural land	36,12,334			36,12,334
Total:2035				
Total: A(b) (ii)	2,93,53,60,307	2,73,64,785	76,34,899	2,97,03,59,991
Collection of Taxes on Property and Capital transactions				
(iii) Collection of Taxes on Commodities and Services				
2039 State Excise				
001 Direction and Administration	37,21,89,090			37,21,89,090
800 Other Expenditure	38,62,475			38,62,475
Total: 2039	37,60,51,565			37,60,51,565
2040 Sales Tax				
001 Direction and Administration	11,44,56,556	4,13,40,758		15,57,97,314
101 Collection Charges	57,95,40,824			57,95,40,824
Total: 2040	69,39,97,380	4,13,40,758		73,53,38,138
2041 Taxes on Vehicles				
001 Direction and Administration	4,32,54,387			4,32,54,387
101 Collection Charges				
102 Inspection of Motor Vehicles	3,81,97,940			3,81,97,940



STATEMENT NO. 12 - DETAILED ACCOUNT OF EXPENDITURE BY MINOR HEADS  
*(Figures in italics represent charged expenditure)*

Head	Actuals for 2002-2003			Total
	Non	State Plan	Central Plan/ Centrally Sponsored Scheme	
1	Rs 2	Rs 3	Rs 4	Rs 5
A. General Services <i>Contd</i>				
(b) Fiscal Services <i>Contd</i>				
(iii) Collection of Taxes on Commodities and Services				
2041 Taxes on Vehicles	25,02,432			25,02,432
Total: 2041	8,39,54,759			8,39,54,759
2045 Other Taxes and Duties on Commodities and Services				
101 Collection Charges-Entertainment Tax	1,07,58,817			1,07,58,817
103 Collection Charges-Electricity Duty	1,94,66,740			1,94,66,740
104 Collection Charges-Taxes on Goods and Passengers	58,09,580			58,09,580
Total: 2045	3,60,35,137			3,60,35,137
Total: A(b)(iii) Collection of Taxes on Commodities and Services	1,19,00,38,841	4,13,40,758		1,23,13,79,599
(iv) Other Fiscal Services				
2047 Other Fiscal Services				
103 Promotion of Small Savings	20,82,12,099			20,82,12,099
Total: 2047	20,82,12,099			20,82,12,099
Total: A(b)(iv) Other Fiscal Services	20,82,12,099			20,82,12,099
Total: A(b) Fiscal Services	4,41,78,83,758	6,87,05,543	76,34,899	4,49,42,24,200
(c) Interest payments and servicing of Debt				

STATEMENT NO. 12 - DETAILED ACCOUNT OF EXPENDITURE BY MINOR HEADS

(Figures in italics represent charged expenditure)

Head	Actuals for 2002-2003			Central Plan/ Centrally Sponsored Scheme	Total
	Non	State Plan			
1	Rs 2	Rs 3	Rs 4	Rs 5	
A. General Services Contd					
(c) Interest payments and servicing of Debt					
2048 Appropriation for reduction or avoidance of Debt					
101 Sinking Funds					
		<i>1.44.00.00.000</i>			<i>1,44,00,00,000</i>
Total: 2048		<i>1,44,00,00,000</i>			<i>1,44,00,00,000</i>
2049 Interest Payment					
01 Interest on Internal Debt					
101 Interest on Market Loans (Charged)					
		<i>8.42.91.96.414</i>			<i>8,42,91,96,414</i>
115 Interest on Ways and Means Advance from R.B.I.					
		<i>76.46.30.761</i>			<i>76,46,30,761</i>
123 Interest on Special Securities issued to NSSF of the Central Govt. by State Govt.					
by					
		<i>17.91.83.07.500</i>			<i>17,91,83,07,500</i>
200 Interest on Other Internal Debts (Charged)					
		<i>11.48.89.55.338</i>			<i>11,48,89,55,338</i>
305 Management of Debt (Charged)					
		<i>12.48.15.875</i>			<i>12,48,15,875</i>
Total: 01		<i>38,72,59,05,888</i>			<i>38,72,59,05,888</i>
03 Interest on Small Savings, Provident Funds etc.					
104 Interest on State Provident Funds (Charged)					
		<i>3.32.00.12.099</i>			<i>3,32,00,12,099</i>
108 Interest on Insurance and Pension Fund (Charged)					
		<i>8.48.83.255</i>			<i>8,48,83,255</i>
Total: 03		<i>3,40,48,95,354</i>			<i>3,40,48,95,354</i>
04 Interest on Loans and Advances from					



**STATEMENT NO. 12 - DETAILED ACCOUNT OF EXPENDITURE BY MINOR HEADS**  
(Figures in italics represent charged expenditure)

Head	Actuals for 2002-2003		Central Plan/ Centrally Sponsored Scheme	Total
	Non	State Plan		
1	Rs 2	Rs 3	Rs 4	Rs 5
A. General Services contd.				
(c) Interest Payments and Servicing of Debt				
2049 Interest Payment				
Central Government				
101 Interest on Loans for State/Union Territory Plan Schemes (Charged)				10,62,67,28,464
	10.62.67.28.464			
102 Interest on Loans for Central Plan Schemes (Charged)				63,78,375
	63.78.375			
103 Interest on Loans for Centrally sponsored Plan Schemes (Charged)				6,83,45,059
	6.83.45.059			
104 Interest on Loans for Non-Plan Schemes (Charged)				20,33,93,57,454
	20.33.93.57.454			
106 Interest on Ways and Means Advances (Charged)				36,57,00,176
	36.57.00.176			
107 Interest on Pre-1984-85 Loans (Charged)				38,15,95,548
	38.15.95.548			
Total: 04				31,78,81,05,076
	31.78.81.05.076			
05 Interest on Reserve Funds				
105 Interest on General and other Reserve Funds				17,54,44,000
	17.54.44.000			
Total: 05				17,54,44,000
	17.54.44.000			
60 Interest on Other Obligations				
101 Interest on Deposits (Charged)				2,56,62,68,516
	2.56.62.68.516			
701 Miscellaneous				40,80,003
	10,12,505			
	30.67.498			
Total: 60		10,12,505		2,57,03,48,519

STATEMENT NO. 12 - DETAILED ACCOUNT OF EXPENDITURE BY MINOR HEADS

(Figures in italics represent charged expenditure)

Head	Actuals for 2002-2003		Central Plan/ Centrally Sponsored Scheme	Total
	Non Plan	State Plan		
1	Rs 2	Rs. 3	Rs 4	Rs 5
A. General Services contd.				
(c) Interest payments and servicing of Debt				
2049 Interest Payment				
Total: 2049				
Total: (c)				
Interest payments and servicing of Debt				
(d) Administrative Services				
2051 Public Service Commission				
102 State Public Service Commission				
Total: 2051				
2052 Secretariat-General Services				
090 Secretariat				
091 Attached Offices				
Total: 2052				
2053 District Administration				
093 District Establishments				
094 Other Establishments				
101 Commissioners				
Total: 2053				
2054 Treasury and Accounts Administration				

(a) Excludes Rs. 1,00,000 spent out of advance from the Contingency Fund during the year but not recouped to the Fund till the close of the year.



STATEMENT NO. 12 - DETAILED ACCOUNT OF EXPENDITURE BY MINOR HEADS  
*(Figures in italics represent charged expenditure)*

Head	Actuals for 2002-2003			Total
	Non	State Plan	Central Plan/ Centrally Sponsored Scheme	
1	Rs 2	Rs 3	Rs 4	Rs 5
A. General Services contd.				
(d) Administrative Services contd.				
2054 Treasury and Accounts Administration				
003 Training	-25			-25
095 Directorate of Accounts and Treasuries	1,57,39,642			1,57,39,642
096 Pay and Accounts Offices	5,72,55,371			5,72,55,371
097 Treasury Establishment	35,23,15,392	1,84,02,334		37,07,17,726
098 Local Fund Audit	13,345			13,345
800 Other Expenditure	1,24,50,075			1,24,50,075
<b>Total: 2054</b>	<b>43,77,73,800</b>	<b>1,84,02,334</b>		<b>45,61,76,134</b>
2055 Police				
001 Direction and Administration	1,06,51,53,513			1,06,51,53,513
003 Education and Training	6,68,72,304			6,68,72,304
101 Criminal Investigation and Vigilance	13,31,16,212			13,31,16,212
102 Central Reserve Police	13,01,94,545			13,01,94,545
104 Special Police	13,13,28,742			13,13,28,742
108 State Headquarters Police	2,53,28,87,036	33,45,812		2,53,62,32,848 (*)
109 District Police	5,88,26,68,001			

(\*) Includes Rs. 12,207 spent out of advance from Contingency Fund during previous year. And recouped to the fund during the year.

STATEMENT NO. 12 - DETAILED ACCOUNT OF EXPENDITURE BY MINOR HEADS

(Figures in italics represent charged expenditure)

Head	Actuals for 2002-2003		Central Plan/ Centrally Sponsored Scheme	Total
	Non	State Plan		
1	Rs 2	Rs 3	Rs 4	Rs 5
A. General Services contd.				
(d) Administrative Services contd.				
2055 Police				5,88,28,78,001
	2,10,000			
111 Railway Police				39,13,71,860
	39,13,71,860			
112 Harbour Police				9,14,88,014
	9,14,88,014			
113 Welfare of Police Personnel				7,76,39,007
	7,76,39,007			
115 Modernisation of Police Force				50,32,92,653
		50,32,92,653		
800 Other Expenditure				27,85,20,994
	26,08,77,054	1,76,43,940		
Total: 2055	10,76,35,96,288	52,42,82,405		11,28,80,88,693
	2,10,000			
2056 Jails				
001 Direction and Administration				98,24,155
	98,24,155			
101 Jails				54,39,34,118
	54,39,34,118			
102 Jail Manufactures				69,61,595
	69,61,595			
800 Other Expenditure				1,38,25,572
	44,58,762	93,27,588	39,222	
Total: 2056	56,51,78,630	93,27,588	39,222	57,45,45,440
2058 Stationery and Printing				
101 Purchase and Supply of Stationery Stores				1,87,40,096
	1,87,40,096			
102 Printing, Storage and Distribution of				1,87,40,096



STATEMENT NO. 12 - DETAILED ACCOUNT OF EXPENDITURE BY MINOR HEADS  
*(Figures in italics represent charged expenditure)*

Head	Actuals for 2002-2003			Total
	Non	State Plan	Central Plan/ Centrally Sponsored Scheme	
1	Rs 2	Rs 3	Rs 4	Rs 5
A. General Services	contd.			
(d) Administrative Services	contd.			
2058 Stationery and Printing				
Forms	1,44,19,601			1,44,19,601
103 Government Presses	12,54,99,432	7,41,010		13,25,05,070
	<i>62,64,628</i>			
104 Cost of Printing by Other Sources	15,20,246			15,20,246
105 Government Publications	27,56,865			27,56,865
Total: 2058	16,29,36,240	7,41,010		16,99,41,878
	<i>62,64,628</i>			
2059 Public Works				
01 Office Buildings				
053 Maintenance and Repairs	54,54,36,208			55,76,41,577
	<i>1,22,05,369</i>			
101 Construction-General Pool Office Accommodation	30,99,867	27,47,139		56,56,420
	<i>-1,90,586</i>			
104 Lease Charges	6,32,967			6,32,967
799 Suspense	-9,18,74,714			-9,18,74,714
Total: 01	45,72,94,328	27,47,139		47,20,56,250
	<i>1,20,14,783</i>			
80 General				
001 Direction and Administration	1,06,09,07,941			1,06,09,07,941
004 Planning and Research	98,84,393			98,84,393

STATEMENT NO. 12 - DETAILED ACCOUNT OF EXPENDITURE BY MINOR HEADS

(Figures in italics represent charged expenditure)

Head	Actuals for 2002-2003		Central Plan/ Centrally Sponsored Scheme	Total
	Non Plan	State Plan		
1	Rs 2	Rs 3	Rs 4	Rs 5
A. General Services <i>contd.</i>				
(d) Administrative Services <i>contd.</i>				
2059 Public Works				
052 Machinery and Equipment	4,68,54,166			4,69,11,486
	57,320			
105 Public Works Workshops	1,51,49,340			1,51,49,340
800 Other Expenditure	74,76,370	16,69,569		91,45,939
Total: 80	1,14,02,72,210	16,69,569		1,14,19,99,099
	57,320			
Total: 2059	1,59,75,66,538	44,16,708		1,61,40,55,348
	1,20,72,103			
2070 Other Administrative Services				
003 Training	30,48,285	1,70,81,153		2,01,29,438
104 Vigilance	4,66,99,398			4,66,99,398
105 Special Commission of Enquiry	64,00,012			64,00,012
106 Civil Defence	47,05,57,216			47,05,57,216
107 Home Guards	69,72,93,187			69,72,93,187
108 Fire Protection and Control	41,93,71,244	1,14,27,700		43,07,98,944
112 Rent Control	1,84,26,968			1,84,26,968
114 Purchase and maintenance of Transport	12,61,12,948			12,61,12,948
115 Guest Houses, Government Hostels etc.				



STATEMENT NO. 12 - DETAILED ACCOUNT OF EXPENDITURE BY MINOR HEADS

(Figures in italics represent charged expenditure)

Actuals for 2002-2003

Head	Non Plan	State Plan	Central Plan/ Centrally Sponsored Scheme	Total
1	Rs 2	Rs 3	Rs 4	Rs 5
A. General Services <i>Contd</i>				
(d) Administrative Services <i>Contd</i>				
2070 Other Administrative Services	19,34,466			19,34,466
116 Bureau of Immigration	18,97,657			18,97,657
118 Administration of Citizenship Act	60,62,511			60,62,511
800 Other Expenditure	16,54,90,903	1,19,38,394		17,74,29,297
Total: 2070	1,96,32,94,795	4,04,47,247		2,00,37,42,042
Total: A (d) Administrative Services	16,67,59,86,772 7,93,90,425	59,76,17,292	39,222	17,35,30,33,711
(e) Pensions and Miscellaneous General Services				
2071 Pensions and Other Retirement benefits				
01 Civil				
101 Superannuation and Retirement allowances	10,31,42,48,502 2,76,759			10,31,45,25,261
102 Commuted value of Pensions	1,55,73,86,513			1,55,73,86,513
104 Gratuities	1,83,97,39,946			1,83,97,39,946
105 Family Pension	1,76,87,60,712			1,76,87,60,712
106 Pensionary charges in respect of Court Judges	91,55,037			91,55,037
108 Contributions to Provident Funds	24,22,318			

STATEMENT NO. 12 - DETAILED ACCOUNT OF EXPENDITURE BY MINOR HEADS

(Figures in italics represent charged expenditure)

Head	Actuals for 2002-2003		Central Plan/ Centrally Sponsored Scheme	Total
	Non Plan	State Plan		
1	Rs 2	Rs 3	Rs 4	Rs 5
A. General Services <i>Contd</i>				
(e) Pensions and Miscellaneous General Services				
2071 Pensions and Other Retirement benefits				24,22,318
109 Pensions to Employees of State aided Educational Institutions	6,89,42,25,008			6,89,42,25,008
110 Pensions of Employees of Local Bodies	18,52,61,995			18,52,61,995
111 Pensions to legislators	1,27,06,340			1,27,06,340
112 Equated payment of sterling pension transferred from Capital	22,78,618			22,78,618
115 Leave Encashment Benefits	1,48,22,42,756			1,48,22,42,756
200 Other Pensions	2,78,932			2,78,932
800 Other Expenditure	1,25,14,862			1,25,14,862
Total: 01	24,08,12,21,539			24,08,14,98,298
	2,76,759			
Total: 2071	24,08,12,21,539			24,08,14,98,298 (*)
	2,76,759			
2075 Miscellaneous General Services				
103 State Lotteries	21,81,15,025			21,81,15,025
104 Pensions and awards in consideration of distinguished services	4,22,539			4,22,539
800 Other Expenditure	80,82,018			80,82,018

(\*) Excludes Rs. 1,01,700 spent out of advance from Contingency Fund but not recouped to the fund till the close of the year.



STATEMENT NO. 12 - DETAILED ACCOUNT OF EXPENDITURE BY MINOR HEADS

(Figures in italics represent charged expenditure)

Actuals for 2002-2003

Head	Non Plan	State Plan	Central Plan/ Centrally Sponsored Scheme	Total
1	Rs 2	Rs 3	Rs 4	Rs 5
A. General Services <i>Concl'd.</i>				
(e) Pensions and Miscellaneous General Services				
2075 Miscellaneous General Services				
Total: 2075	22,66,19,582			22,66,19,582
Total: A(e)	24,30,78,41,121			24,30,81,17,880
Pensions and Miscellaneous General Services	2,76,759			
Total: A.	46,71,10,47,223	68,63,60,455	1,93,74,121	1,25,88,03,60,173
General Services	78,46,35,78,374			
<b>B- Social Services</b>				
(a) Education, Sports, Art and Culture				
2202 General Education				
01 Elementary Education				
101 Government Primary Schools	5,00,63,768			5,00,63,768
102 Assistance to Non Government Primary Schools				12,57,27,50,896
	12,57,27,50,896			
104 Inspection	32,06,95,295			32,06,95,295
105 Non-Formal Education				
107 Teachers Training	7,66,787	56,17,038		63,83,825
108 Text Books	5,75,04,817	65,27,600	55,79,706	6,96,12,123
109 Scholarships and Incentives	14,74,73,964	4,00,00,000		18,74,73,964
110 Examinations	36,13,000	3,76,42,150		4,12,55,150
789 Special component plan for SC	13,31,014			13,31,014

STATEMENT NO. 12 - DETAILED ACCOUNT OF EXPENDITURE BY MINOR HEADS

(Figures in italics represent charged expenditure)

Head	Actuals for 2002-2003		Central Plan/ Centrally Sponsored Scheme	Total
	Non Plan	State Plan		
1	Rs 2	Rs 3	Rs 4	Rs 5
B- Social Services <i>Contd</i>				
(a) Education, Sports, Art and Culture				
2202 General Education	90,98,668	17,95,22,154		18,86,20,822
796 Tribal Areas Sub-Plan	71,17,195	10,50,69,399		11,21,86,594
800 Other Expenditure	33,98,99,381	29,42,08,079	3,72,62,005	67,13,69,465
<b>Total: 01</b>	<b>13,51,03,14,785</b>	<b>66,85,86,420</b>	<b>4,28,41,711</b>	<b>14,22,17,42,916</b>
02 Secondary Education				
001 Direction and Administration	18,41,73,756			18,41,73,756
101 Inspection	42,43,96,163			42,43,96,163
105 Teachers Training	5,64,53,328			5,64,53,328
106 Text Books	2,47,615			2,47,615
107 Scholarships	3,30,477			3,30,477
109 Government Secondary Schools	24,12,57,509	23,28,989		24,35,86,498
110 Assistance to Non-Government Secondary Schools	20,44,09,44,240		1,40,000	20,44,10,84,240
789 Special component plan for SC	6,82,214	1,47,05,884		1,53,88,098
796 Tribal Areas Sub-Plan	4,90,64,303	39,38,000		5,30,02,303
800 Other Expenditure				



STATEMENT NO. 12 - DETAILED ACCOUNT OF EXPENDITURE BY MINOR HEADS

(Figures in italics represent charged expenditure)

Actuals for 2002-2003

Head	Non Plan	State Plan	Central Plan/ Centrally Sponsored Scheme	Total
1	Rs 2	Rs 3	Rs 4	Rs 5
B- Social Services <i>Contd</i>				
(a) Education, Sports, Art and Culture				
2202 General Education	13,10,31,398	88,46,894	4,45,000	
				14,03,23,292
Total: 02	21,52,85,81,003	2,98,19,767	5,85,000	21,55,89,85,770
03 University and Higher Education				
001 Direction and Administration	4,15,10,538			4,15,10,538
102 Assistance to Universities	1,97,64,83,452	2,20,21,123		1,99,85,04,575
103 Government Colleges and Institutes	39,99,50,679	96,57,624	38,68,969	41,34,77,272
104 Assistance to Non-Government Colleges and Institutes	3,49,37,55,840	75,13,808		3,50,12,69,648
107 Scholarships	17,47,842			17,47,842
112 Institutes of Higher Learning	1,21,18,680	1,02,75,000		2,23,93,680
800 Other Expenditure	1,41,42,081	49,89,096	44,45,244	2,35,76,421
Total: 03	5,93,97,09,112	5,44,56,651	83,14,213	6,00,24,79,976
04 Adult Education				
001 Direction and Administration		49,25,273	1,19,383	50,44,656
102 Shramik VidyaPith	12,87,622			12,87,622
200 Other Adult Education Programmes	1,82,44,379			1,82,44,379
789 Special component Plan for SC				1,82,44,379

STATEMENT NO. 12 - DETAILED ACCOUNT OF EXPENDITURE BY MINOR HEADS

(Figures in italics represent charged expenditure)

Actuals for 2002-2003

Head	Actuals for 2002-2003		Central Plan/ Centrally Sponsored Scheme	Total
	Non Plan	State Plan		
1	Rs 2	Rs 3	Rs 4	Rs 5
B- Social Services Contd				
(a) Education, Sports, Art and Culture				
2202 General Education		10,00,000		10,00,000
800 Other Expenditure	50,56,071	65,21,039		1,15,77,110
Total: 04	2,45,88,072	1,24,46,312	1,19,383	3,71,53,767
05 Language Development				
102 Promotion of Modern Indian Languages and Literature	5,74,93,493	1,03,28,979		6,78,22,472
103 Sanskrit Education	2,92,21,331	2,14,391	10,30,000	3,04,65,722
200 Other Languages Education	1,01,800			1,01,800
800 Other Expenditure	4,87,26,547	2,77,38,706		7,64,65,253
Total: 05	13,55,43,171	3,82,82,076	10,30,000	17,48,55,247
80 General				
001 Direction and Administration	2,11,07,938	7,15,065		2,18,23,003
004 Research	3,29,398			3,29,398
107 Scholarships	60,07,566	3,59,040		63,66,606
800 Other Expenditure	63,60,98,148	1,72,48,947		65,33,47,095
Total: 80	66,35,43,050	1,83,23,052		68,18,66,102
Total: 2202	41,80,22,79,193	82,19,14,278	5,28,90,307	42,67,70,83,778



STATEMENT NO. 12 - DETAILED ACCOUNT OF EXPENDITURE BY MINOR HEADS

(Figures in italics represent charged expenditure)

Head	Actuals for 2002-2003		Central Plan/ Centrally Sponsored Scheme	Total
	Non Plan	State Plan		
1	Rs 2	Rs 3	Rs 4	Rs 5
B- Social Services <i>Contd</i>				
(a) Education, Sports, Art and Culture				
2203 Technical Education				
001 Direction and Administration	1,35,05,933			1,35,05,933
003 Training & Technical Education	51,02,160			51,02,160
101 Inspection	97,472			97,472
102 Assistance to Universities for Technical Education				11,51,59,886
	10,39,38,009	1,12,21,877		
103 Technical Schools	6,19,44,118	5,43,360		6,24,87,478
105 Polytechnics	25,20,55,886	4,89,11,097		30,09,66,983
112 Engineering/Technical Colleges and Institutes	13,00,06,651	1,65,32,137		14,65,38,788
800 Other Expenditure	2,87,04,844	25,62,667		3,12,67,511
Total: 2203	59,53,55,073	7,97,71,138		67,51,26,211
2204 Sports and Youth Services				
001 Direction and Administration	11,90,74,302			11,90,74,302
101 Physical Education	2,09,74,507	91,99,370		3,01,73,877
102 Youth Welfare Programmes for Students	10,49,20,848	61,41,274		11,10,62,122
103 Youth Welfare Programmes for Non Students	1,33,20,575	41,78,800		1,74,99,375
104 Sports and Games				

STATEMENT NO. 12 - DETAILED ACCOUNT OF EXPENDITURE BY MINOR HEADS

(Figures in italics represent charged expenditure)

Head	Actuals for 2002-2003		Central Plan/ Centrally Sponsored Scheme	Total
	Non Plan	State Plan		
1	Rs 2	Rs 3	Rs 4	Rs 5
B- Social Services <i>Contd</i>				
(a) Education, Sports, Art and Culture				
2204 Sports and Youth Services				
	1,38,22,368	4,79,09,503		6,17,31,871
789 Special component plan for SC				
		18,79,620		18,79,620
796 Tribal Areas Sub-Plan				
		27,49,050		27,49,050
800 Other Expenditure				
	1,82,04,296	11,37,81,730		13,19,86,026
<b>Total: 2204</b>	<b>29,03,16,896</b>	<b>18,58,39,347</b>		<b>47,61,56,243</b>
2205 Art and Culture				
101 Fine Arts Education				
	1,04,29,139	5,08,196		1,09,37,335
102 Promotion of Arts and Culture				
	1,42,52,672	4,03,30,914		5,45,83,586
103 Archaeology and Archaeological Survey				
	76,99,790	62,18,071		1,39,17,861
104 Archives				
	11,08,760	4,28,313		15,37,073
105 Public Libraries				
	2,74,53,375			2,74,53,375
107 Museums				
		12,84,025		12,84,025
800 Other Expenditure				
	1,71,00,400	5,28,85,651		6,99,86,051
<b>Total: 2205</b>	<b>7,80,44,136</b>	<b>10,16,55,170</b>		<b>17,96,99,306</b>
<b>Total: B(a)</b>	<b>42,76,59,95,298</b>	<b>1,18,91,79,933</b>	<b>5,28,90,307</b>	<b>44,00,80,65,538</b>
Education, Sport				



STATEMENT NO. 12 - DETAILED ACCOUNT OF EXPENDITURE BY MINOR HEADS

(Figures in italics represent charged expenditure)  
Actuals for 2002-2003

Head	Non Plan	State Plan	Central Plan/ Centrally Sponsored Scheme	Total
1	Rs 2	Rs 3	Rs 4	Rs 5
B- Social Services Contd				
(a) Education, Sports, Art and Culture				
(b) Health and Family Welfare				
2210 Medical and Public Health				
01 Urban Health Services-Allopathy				
001 Direction and Administration	42,58,24,494			42,58,24,494
102 Employees State Insurance Scheme	66,20,36,094	54,61,257		66,74,97,351
104 Medical Stores Depots	48,09,59,033			48,09,59,033
110 Hospital and Dispensaries	4,61,71,31,607	66,96,80,866		5,28,68,12,473
800 Other Expenditure	11,73,921			11,73,921
Total: 01	6,18,71,25,149	67,51,42,123		6,86,22,67,272
02 Urban Health Services-Other Systems of Medicine				
101 Ayurveda	7,33,59,629	3,00,000		7,36,59,629
102 Homeopathy	9,36,71,051			9,36,71,051
103 Unani	11,70,494	6,50,337		18,20,831
Total: 02	16,82,01,173	9,50,337		16,91,51,510
03 Rural Health Services-Allopathy				
103 Primary Health Centres	1,57,68,39,804			1,57,68,39,804
110 Hospitals and Dispensaries	18,04,84,687			18,04,84,687

STATEMENT NO. 12 - DETAILED ACCOUNT OF EXPENDITURE BY MINOR HEADS

(Figures in italics represent charged expenditure)

Head	Actuals for 2002-2003		Central Plan/ Centrally Sponsored Scheme	Total
	Non Plan	State Plan		
1	Rs 2	Rs 3	Rs 4	Rs 5
B- Social Services Contd				
(b) Health and Family Welfare				
2210 Medical and Public Health				
789 Special component plan for SC/ST	3,38,33,114	7,07,85,000		10,46,18,114
796 Tribal Areas Sub-Plan	2,32,97,893			2,32,97,893
800 Other Expenditure	7,81,92,276	10,97,46,333		18,79,38,609
Total: 03	1,89,26,47,774	18,05,31,333		2,07,31,79,107
04 Rural Health Services-Other Systems of Medicine				
101 Ayurveda	10,23,03,001			10,23,03,001
102 Homeopathy	13,46,03,327	3,87,000		13,49,90,327
103 Unani		2,87,467		2,87,467
789 Special component plan for SC/ST	34,59,817			34,59,817
796 Tribal Areas Sub-Plan	38,98,215	2,39,545		41,37,760
Total: 04	24,42,64,360	9,14,012		24,51,78,372
05 Medical Education, Training and Research				
105 Allopathy	1,05,10,52,191	3,04,61,298	7,77,918	1,08,22,91,407
789 Special Component Plan for SC		66,52,273		66,52,273
Total: 05	1,05,10,52,191	3,71,13,571	7,77,918	1,08,89,43,680
06 Public Health				



STATEMENT NO. 12 - DETAILED ACCOUNT OF EXPENDITURE BY MINOR HEADS

(Figures in italics represent charged expenditure)

Actuals for 2002-2003

Head	Non Plan	State Plan	Central Plan/ Centrally Sponsored Scheme	Total
1	Rs 2	Rs 3	Rs 4	Rs 5
B- Social Services <i>contd.</i>				
(b) Health and Family Welfare				
2210 Medical and Public Health				
001 Direction and Administration	20,42,12,737			20,42,12,737
101 Prevention and Control of diseases	89,14,01,948	1,84,48,008	1,06,98,108	92,05,48,064
102 Prevention of food adulteration	1,13,33,674			1,13,33,674
104 Drug Control	5,61,43,924	6,41,364		5,67,85,288
106 Manufacture of Sera/Vaccine	1,41,07,331			1,41,07,331
107 Public Health Laboratories	73,12,291	2,09,042		75,21,333
112 Public Health Education	1,82,34,545			1,82,34,545
789 Special component plan for SC/ST		2,18,377		2,18,377
800 Other Expenditure	1,75,34,765			1,75,34,765
Total: 06	1,22,02,81,215	1,95,16,791	1,06,98,108	1,25,04,96,114
80 General				
004 Health Statistics and Evaluation	1,40,24,783			1,40,24,783
Total: 80	1,40,24,783			1,40,24,783
Total: 2210	10,77,75,96,645	91,41,68,167	1,14,76,026	11,70,32,40,838
2211 Family Welfare				
001 Direction and Administration	67,04,609		6,85,32,050	

STATEMENT NO. 12 - DETAILED ACCOUNT OF EXPENDITURE BY MINOR HEADS

(Figures in italics represent charged expenditure)

Head	Actuals for 2002-2003		Central Plan/ Centrally Sponsored Scheme	Total
	Non Plan	State Plan		
1	Rs 2	Rs 3	Rs 4	Rs 5
B- Social Services				
(b) Health and Family Welfare				
2211 Family Welfare				7,52,36,659
003 Training	13,29,577		1,68,84,423	1,82,14,000
101 Rural Family Welfare Services	2,21,26,423		1,19,59,29,727	1,21,80,56,150
102 Urban Family Welfare Services			2,52,26,653	2,52,26,653
103 Maternity and Child Health	13,72,735	10,79,995		24,52,730
104 Transport			35,79,538	35,79,538
105 Compensation	39,12,015	3,50,000	5,01,28,050	5,43,90,065
108 Selected Area Programmes (Including India Population Project)	4,30,00,000	8,20,32,000		12,50,32,000
200 Other Services and Supplies		8,41,651	6,44,77,132	6,53,18,783
Total: 2211	7,84,45,359	8,43,03,646	1,42,47,57,573	1,58,75,06,578(*)
Total: B(b) Health and Family Welfare	10,85,60,42,004	99,84,71,813	1,43,62,33,599	13,29,07,47,416
(c) Water Supply, Sanitation, Housing and 2215 Urban Development				
01 Water Supply and Sanitation Water Supply				
001 Direction and Administration	76,86,33,526			76,86,33,526

(\*) Excludes Rs. 50,000 spent out of advance from Contingency Fund but not recouped to the fund till the close of the year.



## STATEMENT NO. 12 - DETAILED ACCOUNT OF EXPENDITURE BY MINOR HEADS

*(Figures in italics represent charged expenditure)*

Head	Actuals for 2002-2003		Central Plan/ Centrally Sponsored Scheme	Total
	Non Plan	State Plan		
1	Rs 2	Rs 3	Rs 4	Rs 5
B- Social Services <i>contd.</i>				
(c) Water Supply, Sanitation, Housing and Urban Development				
2215 Water Supply and Sanitation				
005 Survey and Investigations		4,06,917		4,06,917
052 Machinery and Equipment	2,04,51,246			2,04,51,246
101 Urban Water Supply Programmes	7,03,42,497	1,93,68,398		8,97,10,895
102 Rural water Supply Programmes	10,69,79,890	32,80,964	92,66,99,147	1,03,69,60,000
789 Special component plan for SC		10,14,48,928		10,14,48,928
796 Tribal Areas Sub-Plan		4,37,49,758		4,37,49,758
799 Suspense	-15,65,62,192			-15,65,62,192
800 Other Expenditure	5,71,01,549	32,62,54,221		38,33,55,770
Total: 01	86,69,46,516	49,45,09,186	92,66,99,147	2,28,81,54,849
02 Sewerage and Sanitation				
106 Prevention of Air and Water Pollution	3,79,64,041	21,95,60,696		25,75,24,736
107 Sewerage Services	54,44,304			54,44,304
Total: 02	4,34,08,345	21,95,60,696		26,29,69,040
Total: 2215	91,03,54,861	71,40,69,881	92,66,99,147	2,55,11,23,889
2216 Housing				
01 Government Residential Buildings				

STATEMENT NO. 12 - DETAILED ACCOUNT OF EXPENDITURE BY MINOR HEADS

(Figures in italics represent charged expenditure)

Head	Actuals for 2002-2003		Central Plan/ Centrally Sponsored Scheme	Total
	Non Plan	State Plan		
1	Rs 2	Rs 3	Rs 4	Rs 5
B- Social Services contd.				
(c) Water Supply, Sanitation, Housing and Urban Development				
2216 Housing				
106 General Pool Accommodation	4,61,90,514			4,61,90,514
107 Police Housing	1,86,42,948			1,86,42,948
700 Other Housing	14,85,83,784			14,85,83,784
Total: 01	21,34,17,246			21,34,17,246
02 Urban Housing				
101 Low Income Group Housing Scheme	26,29,013			26,29,013
104 Housing Co-operatives	7,65,093			7,65,093
106 Sodepur Development Scheme	1,60,420			1,60,420
107 Rajpur Development Scheme	1,81,648			1,81,648
109 Bagjola Sewage Treatment plant	15,23,588			15,23,588
110 Administration of Bidhan Nagar	3,07,51,121			3,07,51,121
Total: 02	3,60,10,883			3,60,10,883
03 Rural Housing				
800 Other Expenditure		28,22,277		28,22,277
Total: 03		28,22,277		28,22,277
80 General				



STATEMENT NO. 12 - DETAILED ACCOUNT OF EXPENDITURE BY MINOR HEADS

(Figures in italics represent charged expenditure)

Head	Actuals for 2002-2003		Central Plan/ Centrally Sponsored Scheme	Total
	Non Plan	State Plan		
1	Rs 2	Rs 3	Rs 4	Rs 5
B- Social Services Contd				
(c) Water Supply, Sanitation, Housing and Urban Development				
2216 Housing				
001 Direction and Administration	16,91,13,924			16,91,13,924
800 Other Expenditure	7,12,73,111			7,12,73,111
Total: 80	24,03,87,035			24,03,87,035
Total: 2216	48,98,15,164	28,22,277		49,26,37,441
2217 Urban Development				
03 Integrated Development of Small and Medium Towns				
191 Assistance to Local Bodies, Corporations, Urban Development Authorities, Town Improvement Boards et		9,37,66,250	3,99,32,027	13,36,98,277
Total: 03		9,37,66,250	3,99,32,027	13,36,98,277
04 Slum Area Improvement				
191 Assistance to Local Bodies, Corporations, Urban Development Authorities, Town Improvement Boards etc		27,29,07,699		27,29,07,699
789 Special Component Plan for SC		25,70,300		25,70,300
Total: 04		27,54,77,999		27,54,77,999
05 Other Urban Developemnt Schemes				
051 Construction		7,00,000		7,00,000
191 Assistance to Local Bodies, Corporations, Urban development Authorities, Town Improvement Boards, etc	3,71,69,52,789	39,96,69,259		4,11,66,22,048

STATEMENT NO. 12 - DETAILED ACCOUNT OF EXPENDITURE BY MINOR HEADS

(Figures in italics represent charged expenditure)

Head	Actuals for 2002-2003		Central Plan/ Centrally Sponsored Scheme	Total
	Non Plan	State Plan		
1	Rs 2	Rs 3	Rs 4	Rs 5
B- Social Services Contd				
(c) Water Supply , Sanitation, Housing and Urban Development				
2217 Urban Development				
789 Special component plan for SC				
		40,98,70,265		40,98,70,265
Total: 05	3,71,69,52,789	81,02,39,524		4,52,71,92,313
80 General				
001 Direction and Administration				
	11,23,78,547	19,42,256		11,43,20,803
191 Assistance to Local Bodies, Corporations, Urban Development Authorities, Town Improvement Boards etc.				
	6,73,00,000	56,84,800		7,29,84,800
789 Special Component Plan for SC				
		8,95,54,992		8,95,54,992
800 Other Expenditure				
		29,51,77,623		29,51,77,623
Total: 80	17,96,78,547	39,23,59,671		57,20,38,218
Total: 2217	3,89,66,31,336	1,57,18,43,444	3,99,32,027	5,50,84,06,807
Total: B(c)	5,29,68,01,361	2,28,87,35,602	96,66,31,174	8,55,21,68,137
Water Supply , Sanitation, Housing and Urban Development				
(d) Information and Broadcasting				
2220 Information and Publicity				
01 Films				
001 Direction and Administration				
	13,95,83,711			13,95,83,711
105 Production of films				
800 Other Expenditure	3,25,716	3,17,386		6,43,102



STATEMENT NO. 12 - DETAILED ACCOUNT OF EXPENDITURE BY MINOR HEADS

(Figures in italics represent charged expenditure)

Actuals for 2002-2003

Head	Non Plan	State Plan	Central Plan/ Centrally Sponsored Scheme	Total
1	Rs 2	Rs 3	Rs 4	Rs 5
B- Social Services Contd				
(d) Information and Broadcasting				
2220 Information and Publicity	1,54,46,804	2,39,94,207		3,94,41,011
Total: 01	15,53,56,231	2,43,11,593		17,96,67,824
60 Others				
101 Advertising and Visual Publicity	11,40,80,679			11,40,80,679
102 Information Centres	10,45,977	15,85,161		26,31,138
103 Press Information Services	2,52,000			2,52,000
106 Field Publicity	4,74,435	1,12,47,398		1,17,21,833
107 Song and Drama Services	1,02,766			1,02,766
109 Photo Services	28,157			28,157
110 Publications	37,31,557			37,31,557
800 Other Expenditure	1,41,91,102	14,51,361		1,56,42,463
Total: 60	13,39,06,673	1,42,83,920		14,81,90,593
Total: 2220	28,92,62,904	3,85,95,513		32,78,58,417
Total: B(d) Information and Broadcasting	28,92,62,904	3,85,95,513		32,78,58,417
(e) Welfare of Scheduled Castes, Scheduled Tribes and Other Backward Classes				
2225 Welfare of Schedule Castes, Scheduled				

STATEMENT NO. 12 - DETAILED ACCOUNT OF EXPENDITURE BY MINOR HEADS

(Figures in italics represent charged expenditure)

Head	Actuals for 2002-2003		Central Plan/ Centrally Sponsored Scheme	Total
	Non Plan	State Plan		
1	Rs 2	Rs 3	Rs 4	Rs 5
B- Social Services Contd				
(e) Welfare of Scheduled Castes, Scheduled Tribes and Other Backward Classes				
2225 Welfare of Schedule Castes, Scheduled Tribes and Other Backward Classes				
01 Welfare of Scheduled Castes				
190 Assistance to Public Sector and Other Undertakings				4,03,66,400
	4,03,66,400			
277 Education				
	31,21,80,523	9,64,68,629	7,18,23,046	48,04,72,198
793 Special Central Assistance for Scheduled Castes Component Plan				
			37,91,95,692	37,91,95,692
796 Tribal Areas Sub-Plan				
		89,140		89,140
800 Other Expenditure				
		7,40,000		7,40,000
Total: 01	35,25,46,923	9,72,97,769	45,10,18,738	90,08,63,430
02 Welfare of Scheduled Tribes				
102 Economic Development				
	3,36,728			3,36,728
277 Education				
	12,26,83,954		3,30,000	12,30,13,954
282 Health				
	23,43,591			23,43,591
794 Special Central Assistance for Tribal sub-plan				
		22,02,57,000		22,02,57,000
796 Tribal Areas Sub-Plan				
	1,92,52,714	22,50,38,457	70,99,145	25,13,90,316
800 Other Expenditure				
			4,06,200	4,06,200



STATEMENT NO. 12 - DETAILED ACCOUNT OF EXPENDITURE BY MINOR HEADS

(Figures in italics represent charged expenditure)

Head 1	Actuals for 2002-2003		Central Plan/ Centrally Sponsored Scheme	Total
	Non Plan Rs 2	State Plan Rs 3	Rs 4	Rs 5
B- Social Services Contd				
(e) Welfare of Scheduled Castes, Scheduled Tribes and Other Backward Classes				
2225 Welfare of Schedule Castes, Scheduled Tribes and Other Backward Classes				
Total: 02	14,46,16,987	44,52,95,457	78,35,345	59,77,47,789
03 Welfare of Backward Classes				
277 Education				
		2,39,75,000	3,60,97,778	6,00,72,778
Total: 03		2,39,75,000	3,60,97,778	6,00,72,778
80 General				
001 Direction and Administration				
	19,08,25,641	48,19,142		19,56,44,783
800 Other Expenditure				
	1,79,75,199	3,53,76,682	15,23,112	5,48,74,993
Total: 80	20,88,00,840	4,01,95,824	15,23,112	25,05,19,776
Total: 2225	70,59,64,750	60,67,64,050	49,64,74,973	1,80,92,03,773
Total: B(e)	70,59,64,750	60,67,64,050	49,64,74,973	1,80,92,03,773
Welfare of Scheduled Castes, Scheduled Tribes and Other Backward Classes				
(f) Labour and Labour Welfare				
2230 Labour and Employment				
01 Labour				
001 Direction and Administration				
	11,68,32,206			11,68,32,206
004 Research and Statistics				
	80,42,074	5,25,460		85,67,534
101 Industrial Relations	3,79,92,454			

STATEMENT NO. 12 - DETAILED ACCOUNT OF EXPENDITURE BY MINOR HEADS

(Figures in italics represent charged expenditure)

Head	Actuals for 2002-2003			Total
	Non Plan	State Plan	Central Plan/ Centrally Sponsored Scheme	
1	Rs 2	Rs 3	Rs 4	Rs 5
B- Social Services Contd				
(f) Labour and Labour Welfare				
2230 Labour and Employment				3,79,92,454
102 Working Conditions and Safety	4,49,87,936			4,49,87,936
103 General Labour Welfare	97,59,433			97,59,433
800 Other Expenditure	7,49,688	4,18,605		11,68,293
<b>Total: 01</b>	<b>21,83,63,791</b>	<b>9,44,065</b>		<b>21,93,07,856</b>
02 Employment				
001 Direction and Administration	2,08,32,302	1,60,669		2,09,92,971
004 Research, Survey and Statistics	3,35,25,450			3,35,25,450
101 Employment Services	8,87,47,301		4,38,420	8,91,85,721
<b>Total: 02</b>	<b>14,31,05,053</b>	<b>1,60,669</b>	<b>4,38,420</b>	<b>14,37,04,142</b>
03 Training				
003 Training of Craftsmen & Supervisors	16,79,69,476	5,03,399		16,84,72,875
800 Other Expenditure	1,72,949			1,72,949
<b>Total: 03</b>	<b>16,81,42,425</b>	<b>5,03,399</b>		<b>16,86,45,824</b>
<b>Total: 2230</b>	<b>52,96,11,269</b>	<b>16,08,133</b>	<b>4,38,420</b>	<b>53,16,57,822</b>
<b>Total: B(f)</b> Labour and Labour Welfare	<b>52,96,11,269</b>	<b>16,08,133</b>	<b>4,38,420</b>	<b>53,16,57,822</b>



STATEMENT NO. 12 - DETAILED ACCOUNT OF EXPENDITURE BY MINOR HEADS

(Figures in italics represent charged expenditure)

Actuals for 2002-2003

Head	Actuals for 2002-2003		Central Plan/ Centrally Sponsored Scheme	Total
	Non Plan	State Plan		
1	Rs 2	Rs 3	Rs 4	Rs 5
B- Social Services Contd				
(a) Social Welfare and Nutrition				
2235 Social Security and Welfare				
01 Rehabilitation				
001 Direction and Administration				
	-44,400			-44,400
103 Displaced persons from former East Pakistan				
	8,45,03,614			8,45,03,614
202 Other Rehabilitation Schemes				
	6,35,16,909			11,06,81,629
	4,71,64,720			
800 Other Expenditure				
	24,67,059			24,67,059
Total: 01	15,04,43,182			19,76,07,902
	4,71,64,720			
02 Social Welfare				
001 Direction and Administration				
	26,61,12,338	9,64,109		26,70,76,447
101 Welfare of handicapped				
	3,59,89,003	1,66,51,391		5,26,40,394
102 Child Welfare				
	27,21,07,748	26,45,55,463	1,60,38,90,239	2,14,05,69,569
	16,119			
103 Women's Welfare				
	6,10,85,797	7,20,17,540	83,93,149	14,15,95,615
	99,129			
104 Welfare of aged, Infirm and Destitute				
	7,47,42,249	2,82,28,132		10,29,70,381
106 Correctional Services				
	2,53,59,582	46,51,175	78,84,280	3,78,95,037
200 Other Programmes				
789 Special component plan for SC		77,13,916		77,13,916

STATEMENT NO. 12 - DETAILED ACCOUNT OF EXPENDITURE BY MINOR HEADS

(Figures in italics represent charged expenditure)

Head	Actuals for 2002-2003			Total
	Non Plan	State Plan	Central Plan/ Centrally Sponsored Scheme	
1	Rs 2	Rs 3	Rs 4	Rs 5
B- Social Services Contd				
(a) Social Welfare and Nutrition				
2235 Social Security and Welfare		1,18,35,867		1,18,35,867
796 Tribal Areas Sub-Plan		48,79,524		48,79,524
800 Other Expenditure	13,43,71,087	13,66,589		13,57,37,676
Total: 02	86,97,67,804 1,15,248	41,28,63,706	1,62,01,67,668	2,90,29,14,426
60 Other Social Security and Welfare programmes				
001 Direction and Administration	4,87,672			4,87,672
102 Pensions under Social Security Schemes	27,26,87,409	22,32,63,265		49,59,50,674
105 Government Employees Insurance Scheme	11,810			11,810
200 Other Programmes	1,05,32,81,970	3,16,82,503	3,20,52,087	1,11,70,16,560
Total: 60	1,32,64,68,861	25,49,45,768	3,20,52,087	1,61,34,66,716
Total: 2235	2,34,66,79,847 4,72,79,968	66,78,09,474	1,65,22,19,755	4,71,39,89,044 (*)
2236 Nutrition				
796 Tribal Areas Sub-Plan		2,95,79,992		2,95,79,992
02 Distribution of Nutritious Food and Beverages				
101 Special Nutrition programmes	1,61,38,315	37,38,08,061		38,99,46,376
789 Special component plan for SC				

(\*) Excludes Rs. 1,500 spent out of advance from Contingency Fund but not recouped to the fund till the close of the year.



STATEMENT NO. 12 - DETAILED ACCOUNT OF EXPENDITURE BY MINOR HEADS

(Figures in italics represent charged expenditure)

Head	Actuals for 2002-2003		Central Plan/ Centrally Sponsored Scheme	Total
	Non Plan	State Plan		
1	Rs 2	Rs 3	Rs 4	Rs 5
B- Social Services Contd				
(a) Social Welfare and Nutrition				
2236 Nutrition		19,66,29,699		19,66,29,699
Total: 02	1,61,38,315	57,04,37,760		58,65,76,075
Total: 2236	1,61,38,315	60,00,17,752		61,61,56,067
2245 Relief on account of Natural Calmities				
01 Drought				
101 Gratuitous Relief	3,96,650			3,96,650
104 Supply of Fodder	1,000			1,000
800 Other Expenditure	3,39,800			3,39,800
Total: 01	7,37,450			7,37,450
02 Floods, Cyclones etc.				
101 Gratuitous Relief	7,32,47,114			7,32,47,114
104 Supply of Fodder	2,18,079			2,18,079
105 Veterinary Care	48,163			48,163
106 Repairs and restoration of damaged roads and bridges	-99,04,527			-99,04,527
111 Ex-gratia payments to bereaved families	40,16,507			40,16,507
113 Assistance for repairs/reconstruction of Houses	-2,000			-2,000

STATEMENT NO. 12 - DETAILED ACCOUNT OF EXPENDITURE BY MINOR HEADS

(Figures in italics represent charged expenditure)

Head	Actuals for 2002-2003			Central Plan/ Centrally Sponsored Scheme	Total
	Non Plan	State Plan			
1	Rs 2	Rs 3		Rs 4	Rs 5
B- Social Services					
(a) Social Welfare and Nutrition					
2245 Relief on account of Natural Calmities					
114 Assistance to Farmers for purchase of Agricultural inputs					11,02,87,992
	11,02,87,992				
118 Assistance for Repairs/Replacement of damaged boats and equipment for fishing					1,35,00,000
	1,35,00,000				
122 Repairs and restoration of damaged Irrigation and flood control works					2,63,54,426
	2,63,54,426				
Total: 02	21,77,65,754				21,77,65,754
05 Calamity Relief Fund					
797 Transfer to Reserve Funds and Deposit Accounts					1,39,89,36,240
	1,39,89,36,240				
Total: 05	1,39,89,36,240				1,39,89,36,240
80 General					
800 Other Expenditure					2,80,60,556
	2,80,60,556				
Total: 80	2,80,60,556				2,80,60,556
Total: 2245	1,64,55,00,000				1,64,55,00,000
Total: B(g)	4,00,83,18,162	1,26,78,27,226		1,65,22,19,755	6,97,56,45,111
Social Welfare and Nutrition	4,72,79,968				
(h) Others					
2250 Other Social Services					
101 Donations for Charitable Purposes					50,35,088
	50,35,088				
103 Upkeep of Shrines, Temples, etc					90,90,000
	90,90,000				



STATEMENT NO. 12 - DETAILED ACCOUNT OF EXPENDITURE BY MINOR HEADS

(Figures in italics represent charged expenditure)

Actuals for 2002-2003

Head	Non Plan	State Plan	Central Plan/ Centrally Sponsored Scheme	Total
1	Rs 2	Rs 3	Rs 4	Rs 5
B- Social Services Concl'd				
(h) Others				
2250 Other Social Services				
796 Tribal Areas Sub-Plan		25,000		25,000
800 Other Expenditure	5,96,73,861	15,46,83,000		21,43,56,861
Total: 2250	7,37,98,949	15,47,08,000		22,85,06,949
2251 Secretariat-Social Services				
090 Secretariat	21,31,84,963	5,32,27,001	4,444	26,64,16,408
Total: 2251	21,31,84,963	5,32,27,001	4,444	26,64,16,408
Total: (h) Others	28,69,83,912	20,79,35,001	4,444	49,49,23,357
Total: B- Social Services	64,73,89,79,660 4,72,79,968	6,59,91,17,271	4,60,48,92,672	75,99,02,69,571
C- Economic Services				
(a) Agriculture and Allied Activities				
2401 Crop Husbandary				
001 Direction and Administration	65,78,03,231			65,78,03,231
103 Seeds	5,18,71,497	20,13,107		5,38,84,604
104 Agricultural Farms	29,36,46,944			29,36,46,944
105 Manures and Fertilizers	2,53,39,524	10,76,167		2,64,15,691
107 Plant Protection	2,78,70,798	6,070		2,78,76,868
108 Commercial Crops	3,42,77,483	57,65,070	23,31,088	

STATEMENT NO. 12 - DETAILED ACCOUNT OF EXPENDITURE BY MINOR HEADS

(Figures in italics represent charged expenditure)

Head	Actuals for 2002-2003		Central Plan/ Centrally Sponsored Scheme	Total
	Non Plan	State Plan		
1	Rs 2	Rs 3	Rs 4	Rs 5
C- Economic Services Contd				
(a) Agriculture and Allied Activities				
2401 Crop Husbandary				4,23,73,641
109 Extension and Farmer's Training	7,94,54,642	3,89,12,880	10,35,702	11,94,03,224
110 Crop Insurance		2,04,68,515		2,04,68,515
111 Agricultural Economics and Statistics	10,99,72,046	1,32,57,360	1,21,17,394	13,53,46,800
113 Agricultural Engineering	40,37,246	1,73,425		42,10,671
119 Horticulture and Vegetable Crops	2,70,94,133	1,52,79,285	2,10,65,040	6,34,38,458
195 Assistance to Farming Co-operatives	1,62,733			1,62,733
789 Special component plan for SC		3,43,52,501	56,24,522	3,99,77,022
796 Tribal Areas Sub-Plan		64,28,970		64,28,970
800 Other Expenditure		1,94,05,646	13,09,16,471	15,03,22,117
Total: 2401	1,31,15,30,277	15,71,38,996	17,30,90,217	1,64,17,59,490
2402 Soil and Water Conservation				
001 Direction and Administration	7,87,668	3,02,673		10,90,341
101 Soil Survey and Testing	1,65,54,018	10,05,917		1,75,59,935
102 Soil Conservation	9,13,06,402	46,10,138	2,15,717	



STATEMENT NO. 12 - DETAILED ACCOUNT OF EXPENDITURE BY MINOR HEADS

(Figures in italics represent charged expenditure)

Actuals for 2002-2003

Head	Actuals for 2002-2003		Central Plan/ Centrally Sponsored Scheme	Total
	Non Plan	State Plan		
1	Rs 2	Rs 3	Rs 4	Rs 5
C- Economic Services Contd				
(a) Agriculture and Allied Activities				
2402 Soil and Water Conservation				9,61,32,257
109 Extension and Training	28,62,650			28,62,650
789 Special component plan for SC		17,52,509		17,52,509
796 Tribal Areas Sub-Plan		9,69,643		9,69,643
Total: 2402	11,15,10,738	86,40,881	2,15,717	12,03,67,336
2403 Animal Husbandry				
001 Direction and Administration	8,22,34,772	10,41,690		8,32,76,462
101 Veterinary Services and Animal Health	23,46,43,036	1,59,39,831	1,36,54,535	26,42,37,402
102 Cattle and Buffalo Development	37,43,23,729	2,05,00,000		39,48,23,729
103 Poultry Development	6,50,15,459	40,50,281	1,32,17,000	8,22,82,740
104 Sheep and Wool Development	38,97,291	4,50,390		43,47,681
105 Piggery Development	1,07,53,378	20,15,433		1,27,68,811
106 Other Livestock Development	1,30,32,861			1,30,32,861
107 Fodder and Feed Development	9,50,81,331	35,48,128		9,86,29,459
109 Extension and Training	56,32,290	4,37,990		

STATEMENT NO. 12 - DETAILED ACCOUNT OF EXPENDITURE BY MINOR HEADS  
 (Figures in italics represent charged expenditure)

Head	Actuals for 2002-2003			Total
	Non Plan	State Plan	Central Plan/ Centrally Sponsored Scheme	
1	Rs 2	Rs 3	Rs 4	Rs 5
C- Economic Services Contd				
(a) Agriculture and Allied Activities				
2403 Animal Husbandry				60,70,280
113 Administrative Investigation and Statistics	42,62,197	8,77,576	15,00,196	66,39,969
190 Assistance to Public Sector and Other Undertakings	13,99,703			13,99,703
789 Special component plan for SC/ST	7,28,77,925	1,82,32,780		9,11,10,705
796 Tribal Areas Sub-Plan	1,07,56,927	25,96,739		1,33,53,666
800 Other Expenditure	15,25,15,009			15,25,15,009
<b>Total: 2403</b>	<b>1,12,64,25,908</b>	<b>6,96,90,838</b>	<b>2,83,71,731</b>	<b>1,22,44,88,477</b>
2404 Dairy Development				
102 Dairy Development Projects	76,08,359			76,08,359
109 Extension and Training	12,48,779			12,48,779
191 Assistance to Co-operatives and other Bodies	3,53,454	1,24,25,000		1,27,78,454
192 Greater Calcutta Milk Supply Scheme	93,97,23,257			93,97,23,257
193 Durgapur Milk Supply Scheme	4,80,72,983			4,80,72,983
194 Burdwan Milk Supply Scheme	3,76,27,030			3,76,27,030



STATEMENT NO. 12 - DETAILED ACCOUNT OF EXPENDITURE BY MINOR HEADS

(Figures in italics represent charged expenditure)

Actuals for 2002-2003

Head	Non Plan	State Plan	Central Plan/ Centrally Sponsored Scheme	Total
1	Rs 2	Rs 3	Rs 4	Rs 5
C- Economic Services Contd				
(a) Agriculture and Allied Activities				
2404 Dairy Development				
195 Krishnanagor Milk Supply Scheme	1,62,41,063			1,62,41,063
789 Special component plan for SC		40,00,000		40,00,000
796 Tribal Areas Sub-Plan		5,00,000		5,00,000
<b>Total: 2404</b>	<b>1,05,08,74,925</b>	<b>1,69,25,000</b>		<b>1,06,77,99,925 (*)</b>
2405 Fisheries				
001 Direction and Administration	8,51,12,730	57,63,327		9,08,76,057
101 Inland Fisheries	4,38,44,142	6,04,65,449	3,80,00,000	14,23,09,591
105 Processing, Preservation and Marketing	9,69,796	4,33,913		14,03,709
109 Extension and Training	1,23,39,439	21,36,108		1,44,75,547
789 Special component plan for SC	1,24,06,000	7,65,61,074		8,89,67,074
796 Tribal Areas Sub-Plan		83,70,000		83,70,000
800 Other Expenditure		1,15,935	2,51,260	3,67,195
<b>Total: 2405</b>	<b>15,46,72,107</b>	<b>15,38,45,806</b>	<b>3,82,51,260</b>	<b>34,67,69,173</b>
2406 Forestry and Wild Life				
001 Forestry				
001 Direction and Administration	65,73,81,592			65,73,81,592

(\*) Excludes Rs. 21,600 spent out of advance from Contingency Fund but not recouped to the fund till the close of the year.

STATEMENT NO. 12 - DETAILED ACCOUNT OF EXPENDITURE BY MINOR HEADS

(Figures in italics represent charged expenditure)

Head	Actuals for 2002-2003		Central Plan/ Centrally Sponsored Scheme	Total
	Non Plan	State Plan		
1	Rs 2	Rs 3	Rs 4	Rs 5
C- Economic Services				
(a) Agriculture and Allied Activities				
2406 Forestry and Wild Life				
003 Education and Training	24,35,922			24,35,922
005 Survey and Utilisation of Forest Resources	27,08,283	50,000		27,58,283
070 Communications and Buildings	3,73,10,907	38,98,966		4,12,09,873
101 Forest Conservation, Development and Regeneration	3,26,96,026	51,43,766	1,54,29,073	5,32,68,865
102 Social and Farm Forestry	9,38,68,025	2,12,49,030		11,51,17,055
105 Forest Produce	3,82,68,849	10,52,685	24,94,148	4,18,15,682
109 Extension and Training	1,73,197			1,73,197
789 Special component plan for SC		3,85,78,530	1,75,429	3,87,53,959
796 Tribal Areas Sub-Plan	95,548	98,16,412	10,80,102	1,09,92,062
800 Other Expenditure	3,00,35,566	23,99,779		3,26,66,634
	<i>2,31,289</i>			
Total: 01	89,49,73,915	8,21,89,168	1,91,78,752	99,65,73,124
	<i>2,31,289</i>			
02 Environmental Forestry and Wild Life				
110 Wild Life Preservation	7,44,03,147	1,27,72,005	8,39,12,862	17,10,88,014
111 Zoological Park	3,93,67,990	22,34,000		4,16,01,990
112 Public Gardens				



STATEMENT NO. 12 - DETAILED ACCOUNT OF EXPENDITURE BY MINOR HEADS

(Figures in italics represent charged expenditure)

Head	Actuals for 2002-2003		Central Plan/ Centrally Sponsored Scheme	Total
	Non Plan	State Plan		
1	Rs 2	Rs 3	Rs 4	Rs 5
C- Economic Services Contd				
(a) Agriculture and Allied Activities				
2406 Forestry and Wild Life	6,55,64,513	62,93,999		7,18,58,512
796 Tribal Areas Sub-Plan		1,90,971	3,78,634	5,69,605
800 Other Expenditure	1,94,39,314			1,94,39,314
Total: 02	19,87,74,964	2,14,90,975	8,42,91,496	30,45,57,435
Total: 2406	1,09,37,48,879	10,36,80,143	10,34,70,248	1,30,11,30,559
2408 Food Storage and Warehousing	2,31,289			
01 Food				
001 Direction and Administration	81,39,62,012			81,39,62,012
796 Tribal Areas Sub-Plan		2,64,000		2,64,000
Total: 01	81,39,62,012	2,64,000		81,42,26,012
02 Storage and Warehousing				
001 Direction and Administration	1,25,27,401			1,25,27,401
003 Training	2,23,809	44,200		2,68,009
789 Special component plan for SC		2,29,800		2,29,800
796 Tribal Areas Sub-Plan		12,000		12,000
800 Other Expenditure		3,11,076		3,11,076
Total: 02	1,27,51,210	5,97,076		

STATEMENT NO. 12 - DETAILED ACCOUNT OF EXPENDITURE BY MINOR HEADS

(Figures in italics represent charged expenditure)  
Actuals for 2002-2003

Head	Actuals for 2002-2003		Central Plan/ Centrally Sponsored Scheme	Total
	Non Plan	State Plan		
1	Rs 2	Rs 3	Rs 4	Rs 5
C- Economic Services <i>Contd</i>				
(a) Agriculture and Allied Activities				
2408 Food Storage and Warehousing				1,33,48,286
Total: 2408	82,67,13,222	8,61,076		82,75,74,298
2415 Agricultural Research and Education				
01 Crop Husbandry				
004 Research	4,58,82,545	1,02,98,431		5,61,80,976
277 Education	37,43,59,120	5,94,53,603		43,38,12,723
Total: 01	42,02,41,665	6,97,52,034		48,99,93,699
02 Soil and Water Conservation				
004 Research	61,12,276			61,12,276
Total: 02	61,12,276			61,12,276
03 Animal Husbandry				
004 Research	5,51,19,428			5,51,19,428
Total: 03	5,51,19,428			5,51,19,428
04 Dairy Development				
004 Research	4,14,705			4,14,705
Total: 04	4,14,705			4,14,705
05 Fisheries				
004 Research	25,61,445	46,31,744		71,93,189
Total: 05	25,61,445	46,31,744		71,93,189
06 Forestry				



STATEMENT NO. 12 - DETAILED ACCOUNT OF EXPENDITURE BY MINOR HEADS

(Figures in italics represent charged expenditure)

Actuals for 2002-2003

Head	Non Plan	State Plan	Central Plan/ Centrally Sponsored Scheme	Total
1	Rs 2	Rs 3	Rs 4	Rs 5
C- Economic Services Contd				
(a) Agriculture and Allied Activities				
2415 Agricultural Research and Education				
004 Research	13,78,891	18,55,511		32,34,402
Total: 06	13,78,891	18,55,511		32,34,402
Total: 2415	48,58,28,410	7,62,39,289		56,20,67,699
2425 Co-operation				
001 Direction and Administration	11,67,83,176	83,931		11,68,67,107
003 Training	83,15,152	78,41,684		1,61,56,836
101 Audit of Co-operatives	12,00,01,856	28,24,740		12,28,26,596
105 Information and Publicity		1,93,760		1,93,760
106 Assistance to Multipurpose Rural Co-operatives	2,07,71,500	2,70,000		2,10,41,500
107 Assistance to Credit Co-operatives	47,19,660	45,48,409		92,68,069
108 Assistance to other Co-operatives	7,75,62,082			7,75,62,082
789 Special component plan for SC		26,40,000		26,40,000
796 Tribal Areas Sub-Plan		3,60,000		3,60,000
Total: 2425	34,81,53,426	1,87,62,524		36,69,15,950
2435 Other Agricultural Programmes				
01 Marketing and quality control				

## STATEMENT NO. 12 - DETAILED ACCOUNT OF EXPENDITURE BY MINOR HEADS

*(Figures in italics represent charged expenditure)*

Head	Actuals for 2002-2003		Central Plan/ Centrally Sponsored Scheme	Total
	Non Plan	State Plan		
1	Rs 2	Rs 3	Rs 4	Rs 5
C- Economic Services Contd				
(a) Agriculture and Allied Activities				
2435 Other Agricultural Programmes				
101 Marketing Facilities	4,92,74,502	8,22,500		5,00,97,002
102 Grading and quality control facilities	55,99,277			55,99,277
789 Special component plan for SC/ST		-14,769		-14,769
796 Tribal Areas Sub-Plan		1,04,400		1,04,400
800 Other Expenditure		11,52,948		11,52,948
Total: 01	5,48,73,779	20,65,079		5,69,38,858
Total: 2435	5,48,73,779	20,65,079		5,69,38,858
Total: C(a)	6,56,43,31,670	60,78,49,631	34,33,99,173	7,51,58,11,763
Agriculture and Allied Activities	2,31,289			
(b) Rural Development				
2501 Special Programmes for Rural Development				
01 Integrated Rural Development Programme				
001 Direction and Administration	1,66,39,655			1,66,39,655
800 Other Expenditure		6,13,63,000		6,13,63,000
Total: 01	1,66,39,655	6,13,63,000		7,80,02,655
Total: 2501	1,66,39,655	6,13,63,000		7,80,02,655
2505 Rural Employment				
01 National Programmes Jawahar Rozgar Yojana				



STATEMENT NO. 12 - DETAILED ACCOUNT OF EXPENDITURE BY MINOR HEADS

(Figures in italics represent charged expenditure)  
Actuals for 2002-2003

Head	Non Plan	State Plan	Central Plan/ Centrally Sponsored Scheme	Total
1	Rs 2	Rs 3	Rs 4	Rs 5
C- Economic Services Contd				
(b) Rural Development				
2505 Rural Employment				
701	80,37,96,119	46,28,12,843		1,26,66,08,962
Total: 01	80,37,96,119	46,28,12,843		1,26,66,08,962
60 Other Programmes				
800 Other Expenditure	-6,667	16,03,43,354		16,03,36,687
Total: 60	-6,667	16,03,43,354		16,03,36,687
Total: 2505	80,37,89,452	62,31,56,197		1,42,69,45,649
2506 Land Reforms				
101 Regulation of Land Holding and Tenancy	10,19,82,454			10,19,82,454
800 Other Expenditure	4,512		2,47,76,780	2,47,81,292
Total: 2506	10,19,86,966		2,47,76,780	12,67,63,746
2515 Other Rural Development Programmes				
001 Direction and Administration	18,02,72,703			18,02,72,703
003 Training	16,33,160	33,40,059		49,73,219
101 Panchayati Raj	1,87,79,43,148			1,87,84,98,850
102 Community Development	5,55,702			
800 Other Expenditure	81,27,14,059	69,56,966	1,87,59,000	83,84,30,025
Total: 2515	16,58,25,290	1,41,60,10,010		1,58,18,35,300

STATEMENT NO. 12 - DETAILED ACCOUNT OF EXPENDITURE BY MINOR HEADS

(Figures in italics represent charged expenditure)

Head	Actuals for 2002-2003		Central Plan/ Centrally Sponsored Scheme	Total
	Non Plan	State Plan		
1	Rs 2	Rs 3	Rs 4	Rs 5
C- Economic Services Contd				
(b) Rural Development				
2515 Other Rural Development Programmes				
Total: 2515	3,03,83,88,360	1,42,63,07,035	1,87,59,000	4,48,40,10,097
	5,55,702			
Total: C(b) Rural Development	3,96,08,04,433	2,11,08,26,232	4,35,35,780	6,11,57,22,147
	5,55,702			
(c) Special Areas Programmes				
2551 Hill Areas				
60 Other Hill Areas				
101 Development of Hill Areas				
	23,43,36,263	1,03,29,472		24,46,65,735
191 Assistance to Darjeeling Gorkha Hill Council				
	1,18,89,30,760	24,62,60,000	1,20,00,000	1,44,71,90,760
800 Other Expenditure				
		7,20,672		7,20,672
Total: 60	1,42,32,67,023	25,73,10,144	1,20,00,000	1,69,25,77,167
Total: 2551	1,42,32,67,023	25,73,10,144	1,20,00,000	1,69,25,77,167
2575 Other Special Areas Programmes				
02 Backward areas				
101 Area Development				
	8,84,22,147	44,14,19,885	5,89,934	53,04,31,966
789 Special component plan for SC				
		13,81,10,917		13,81,10,917
796 Tribal Areas Sub-Plan				
		4,66,36,519		4,66,36,519
Total: 02	8,84,22,147	62,61,67,321	5,89,934	71,51,79,402
60 Others				
789 Special Component Plan for SC		16,62,50,000		16,62,50,000



STATEMENT NO. 12 - DETAILED ACCOUNT OF EXPENDITURE BY MINOR HEADS

(Figures in italics represent charged expenditure)

Actuals for 2002-2003

Head	Actuals for 2002-2003		Central Plan/ Centrally Sponsored Scheme	Total
	Non Plan	State Plan		
1	Rs 2	Rs 3	Rs 4	Rs 5
C- Economic Services Contd				
(c) Special Areas Programmes				
2575 Other Special Areas Programmes				
796 Tribal Areas Sub-Plan				
		5,85,98,420		5,85,98,420
800 Other Expenditure				
		64,91,65,585		64,91,65,585
Total: 60		87,40,14,005		87,40,14,005
80 General				
799 Suspense				
	-1,32,012			-1,32,012
Total: 80	-1,32,012			-1,32,012
Total: 2575	8,82,90,135	1,50,01,81,326	5,89,934	1,58,90,61,395
Total: C(c) Special Areas Programmes	1,51,15,57,158	1,75,74,91,470	1,25,89,934	3,28,16,38,562
(d) Irrigation and Flood Control				
2701 Major and Medium Irrigation				
01 Major Irrigation (COMMERCIAL)				
101 Mayurakshi Reservoir Project				
	17,91,85,986			17,93,72,423
	1,86,437			
102 Kangsaboti reservoir project				
	27,16,19,632			27,16,19,632
103 Damodar Valley Project				
	30,89,19,033			30,89,19,033
Total: 01	75,97,24,651			75,99,11,088
	1,86,437			
02 Major Irrigation-(Non-Commercial)				
101 Damodar Valley Scheme				
	12,04,77,810			12,04,77,810

**STATEMENT NO. 12 - DETAILED ACCOUNT OF EXPENDITURE BY MINOR HEADS**

*(Figures in italics represent charged expenditure)*

Head	Actuals for 2002-2003		Central Plan/ Centrally Sponsored Scheme	Total
	Non Plan	State Plan		
1	Rs 2	Rs 3	Rs 4	Rs 5
C- Economic Services Contd				
(d) Irrigation and Flood Control				
2701 Major and Medium Irrigation				
Total: 02	12,04,77,810			12,04,77,810
03 Medium Irrigation-(Commercial)				
101 Old Damodar Canals	1,79,00,945			1,79,00,945
103 Bakreswar Canal	2,69,374			2,69,374
104 Midnapore Irrigation Canals	2,70,99,539			2,70,99,539
105 Karatwa Irrigation Canals	13,05,091			13,05,091
106 Saharajore Irrigation scheme	22,72,477			22,72,477
107 Other Irrigation Scheme in K.C.	4,65,794			4,65,794
Total: 03	4,93,13,220			4,93,13,220
04 Medium Irrigation-Non-Commercial				
101 Medium irrigation Schemes in North Bengal	2,25,40,290			2,25,40,290
102 Medium Irrigation Scheme in Purulia District	73,94,831			73,94,831
103 Medium Irrigation Schemes in Midnapur District	41,76,799			41,76,799
104 Medium Irrigation schemes in Burdwan District	5,88,561			5,88,561
105 Other Medium Irrigation Schemes	55,57,047			55,57,047



STATEMENT NO. 12 - DETAILED ACCOUNT OF EXPENDITURE BY MINOR HEADS

Head	(Figures in italics represent charged expenditure) Actuals for 2002-2003		Central Plan/ Centrally Sponsored Scheme	Total
	Non Plan	State Plan		
1	Rs 2	Rs 3	Rs 4	Rs 5
C- Economic Services Contd				
(d) Irrigation and Flood Control				
Major and Medium Irrigation				
Total: 04	4,02,57,528			4,02,57,528
80 General				
001 Direction and Administration	45,01,74,429	2,83,33,446		47,85,07,875
Data Collection		6,61,100		6,61,100
003 Training		3,88,127		3,88,127
004 Research	9,30,662	68,97,006		78,27,668
005 Survey and Investigation	24,83,395	4,91,22,826		5,16,06,221
052 Machinery and Equipment	9,55,180			9,55,180
799 Suspense	-45,14,484			-45,14,484
800 Other Expenditure	1,24,66,515	3,12,964		1,27,79,479
Total: 80	46,24,95,695	8,57,15,469		54,82,11,164
Total: 2701	1,43,22,68,905 1,86,437	8,57,15,469		1,51,81,70,811
2702 Minor Irrigation				
01 Surface Water				
101 Water Tanks	2,51,06,712			2,51,06,712
102 Lift Irrigation Schemes				
103 Diversion Schemes	76,43,52,983	43,09,146		76,86,62,129

STATEMENT NO. 12 - DETAILED ACCOUNT OF EXPENDITURE BY MINOR HEADS

(Figures in italics represent charged expenditure)

Head	Actuals for 2002-2003		Central Plan/ Centrally Sponsored Scheme	Total
	Non Plan	State Plan		
1	Rs 2	Rs 3	Rs 4	Rs 5
C- Economic Services Contd				
(d) Irrigation and Flood Control				
2702 Minor Irrigation	89,85,860			89,85,860
800 Other Expenditure	28,43,202			28,43,202
<b>Total: 01</b>	<b>80,12,88,757</b>	<b>43,09,146</b>		<b>80,55,97,903</b>
02 Ground Water				
005 Investigation	7,03,12,541	57,416		7,03,69,957
103 Tube Wells	61,83,43,580	3,01,28,275		64,84,71,855
900 Deduct Recoveries	-12,538			-12,538
<b>Total: 02</b>	<b>68,86,43,583</b>	<b>3,01,85,691</b>		<b>71,88,29,274</b>
80 General				
001 Direction and Administration	34,34,78,642	1,86,19,849		36,20,98,491
005 Investigation			75,36,498	75,36,498
190 Assistance to Public Sector and Other Undertakings	11,92,20,000	4,77,21,000		16,69,41,000
789 Special component plan for SC		33,59,000		33,59,000
799 Suspense	1,71,632			1,71,632
800 Other Expenditure	25,86,97,555	5,75,789		25,92,73,345
900 Deduct Recoveries				



STATEMENT NO. 12 - DETAILED ACCOUNT OF EXPENDITURE BY MINOR HEADS

Head	<i>(Figures in italics represent charged expenditure)</i> Actuals for 2002-2003			Central Plan/ Centrally Sponsored Scheme	Total
	Non Plan	State Plan			
1	Rs 2	Rs 3	Rs 4	Rs 5	
C- Economic Services					
(d) Irrigation and Flood Control					
2702 Minor Irrigation	-2,600				-2,600
Total: 80	72,15,65,229	7,02,75,638	75,36,498		79,93,77,365
Total: 2702	2,21,14,97,569	10,47,70,475	75,36,498		2,32,38,04,542
2705 Command Area Development					
800 Other Expenditure		3,03,56,946	78,34,519		3,81,91,465
Total: 2705		3,03,56,946	78,34,519		3,81,91,465
2711 Flood Control and Drainage					
01 Flood Control					
052 Machinery and Equipment	98,27,820				98,27,820
103 Civil Works	12,95,16,873				12,95,16,873
799 Suspense	-32,77,025				-32,77,025
800 Other Expenditure	48,00,672				48,00,672
Total: 01	14,08,68,340				14,08,68,340
03 Drainage					
001 Direction and Administration	1,94,12,023				1,94,12,023
Machinery and Equipment	91,70,758				91,70,758
103 Civil Works	14,08,92,132				14,08,92,132

STATEMENT NO. 12 - DETAILED ACCOUNT OF EXPENDITURE BY MINOR HEADS

(Figures in italics represent charged expenditure)

Actuals for 2002-2003

Central Plan/  
Centrally  
Sponsored Scheme

Head	Non Plan	State Plan	Central Plan/ Centrally Sponsored Scheme	Total
1	Rs 2	Rs 3	Rs 4	Rs 5
C- Economic Services				
(d) Irrigation and Flood Control				
2711 Flood Control and Drainage				
799 Suspense				
	-30,64,246			-30,64,246
800 Other Expenditure	23,48,06,138			23,48,06,138
Total: 03	40,12,16,805			40,12,16,805
80 General				
002 Data Collection				
		1,12,790		1,12,790
004 Research				
		2,70,413		2,70,413
005 Survey and Investigation				
		20,60,551		20,60,551
800 Other Expenditure				
		11,94,69,732		11,94,69,732
Total: 80		12,19,13,486		12,19,13,486
Total: 2711	54,20,85,145	12,19,13,486		66,39,98,631
Total: C(d)	4,18,58,51,619	34,27,56,376	1,53,71,017	4,54,41,65,449
Irrigation, and Flood Control	1,86,437			
(e) Energy				
2801 Power				
80 General				
800 Other Expenditure				
		31,89,143		31,89,143
Total: 80		31,89,143		31,89,143
Total: 2801		31,89,143		31,89,143



STATEMENT NO. 12 - DETAILED ACCOUNT OF EXPENDITURE BY MINOR HEADS

(Figures in italics represent charged expenditure)

Head	Actuals for 2002-2003		Central Plan/ Centrally Sponsored Scheme	Total
	Non Plan	State Plan		
1	Rs 2	Rs 3	Rs 4	Rs 5
C- Economic Services Contd.				
(e) Energy				
2810 Non-Conventional Sources of Energy				
01 Bio-Energy				
789 Special Component Plan for SC		10,00,000		10,00,000
800 Other Expenditure				
		14,48,600		14,48,600
Total: 01		24,48,600		24,48,600
02 Solar				
102 Photo voltaic				
		50,00,000		50,00,000
789 Special Component Plan for Sc				
		20,00,000		20,00,000
Total: 02		70,00,000		70,00,000
03 Wind				
103 Demonstration				
		37,50,000		37,50,000
789 Special Component Plan for SC				
		11,25,000		11,25,000
Total: 03		48,75,000		48,75,000
60 Others				
789 Speccial Component Plan for SC				
		2,00,000		2,00,000
800 Other Expenditure				
		36,00,000		36,00,000
Total: 60		38,00,000		38,00,000
Total: 2810		1,81,23,600		1,81,23,600
Total:C(e)		2,13,12,743		2,13,12,743

STATEMENT NO. 12 - DETAILED ACCOUNT OF EXPENDITURE BY MINOR HEADS

(Figures in italics represent charged expenditure)

Head	Actuals for 2002-2003		Central Plan/ Centrally Sponsored Scheme	Total
	Non Plan	State Plan		
1	Rs 2	Rs 3	Rs 4	Rs 5
C- Economic Services Contd.				
(e) Energy				
(f) Industry and Minerals				
2851 Village and Small Industries				
001 Direction and Administration	8,12,66,638			8,12,66,638
101 Industrial Estates	39,782			39,782
102 Small Scale Industries	12,53,16,268	60,68,720	91,17,808	14,05,02,796
103 Handloom Industries	6,40,78,719	19,53,940		6,60,32,659
104 Handicraft Industries	28,40,789	1,57,08,393		1,85,49,182
105 Khadi and Village Industries	3,23,29,733			3,23,29,733
106 Coir Industries	11,41,396			11,41,396
107 Sericulture Industries	24,55,84,884	1,03,76,750		25,59,61,634
110 Composite Village and Small Industries and Co-operatives	70,057	1,69,45,000	81,92,964	2,52,08,021
789 Special component plan for SC		47,69,310		47,69,310
796 Tribal Areas Sub-Plan		7,69,132		7,69,132
800 Other Expenditure	2,30,88,875			2,30,88,875
Total:2851	57,57,57,141	5,65,91,245	1,73,10,772	64,96,59,158
2852 Industries				



STATEMENT NO. 12 - DETAILED ACCOUNT OF EXPENDITURE BY MINOR HEADS

(Figures in italics represent charged expenditure)

Actuals for 2002-2003

Head	Non Plan	State Plan	Central Plan/ Centrally Sponsored Scheme	Total
1	Rs 2	Rs 3	Rs 4	Rs 5
C- Economic Services Contd.				
(f) Industry and Minerals				
2852 Industries				
04 Petrochemical Industries				
800 Other Expenditure				
		5,39,28,207		5,39,28,207
Total: 04		5,39,28,207		5,39,28,207
06 Engineering Industries				
001 Direction and Administration				
	19,27,281	32,27,986		51,55,267
103 Other Engineering Industries				
			2,88,42,000	2,88,42,000
Total: 06	19,27,281	32,27,986	2,88,42,000	3,39,97,267
07 Telecommunication and Electronic Industries				
202 Electronics				
		1,00,00,000		1,00,00,000
Total: 07		1,00,00,000		1,00,00,000
08 Consumer Industries				
204 Leather				
		6,47,301		6,47,301
600 Others				
	7,76,19,601	12,36,00,000		20,12,19,601
Total: 08	7,76,19,601	12,42,47,301		20,18,66,902
60 Others				
102 Food and Beverages				
		30,93,876		30,93,876
789 Special component plan for SC				
		9,99,800		9,99,800
796 Tribal Area Sub-plan				

STATEMENT NO. 12 - DETAILED ACCOUNT OF EXPENDITURE BY MINOR HEADS

(Figures in italics represent charged expenditure)  
Actuals for 2002-2003

Head	Actuals for 2002-2003		Central Plan/ Centrally Sponsored Scheme	Total
	Non Plan	State Plan		
1	Rs 2	Rs 3	Rs 4	Rs 5
C- Economic Services <i>Contd.</i>				
(f) Industry and Minerals				
2852 Industries				
		6,00,000		6,00,000
Total: 60		46,93,676		46,93,676
80 General				
001 Direction and Administration	1,59,75,188	2,36,642		1,62,11,830
003 Industrial Education-Research and Training	8,99,794	23,37,999		32,37,793
102 Industrial Productivity	39,65,022			39,65,022
800 Other Expenditure		7,07,35,331		7,07,35,331
Total: 80	2,08,40,004	7,33,09,972		9,41,49,976
Total: 2852	10,03,86,886	26,94,07,142	2,88,42,000	39,86,36,028
2853 Non-ferrous Mining and Metallurgical Industries				
02 Regulation and Development of Mines				
001 Direction and Administration	58,03,460			58,03,460
102 Mineral Exploration	1,46,14,887	32,95,071		1,79,09,958
Total: 02	2,04,18,347	32,95,071		2,37,13,418
Total: 2853	2,04,18,347	32,95,071		2,37,13,418
Total: C(f)	69,65,62,374	32,92,93,458	4,61,52,772	1,07,20,08,604
Industry and Minerals				
(g) Transport				

STATEMENT NO. 12 - DETAILED ACCOUNT OF EXPENDITURE BY MINOR HEADS

(Figures in italics represent charged expenditure)

Head	Actuals for 2002-2003		Central Plan/ Centrally Sponsored Scheme	Total
	Non Plan	State Plan		
1	Rs 2	Rs 3	Rs 4	Rs 5
C- Economic Services Contd.				
(a) Transport				
3051 Ports and Light Houses				
01 Major Ports				
105 Dockyard and Dry docking				
	25,93,192			25,93,192
800 Other Expenditure				
	1,29,16,942			1,29,16,942
Total: 01	1,55,10,134			1,55,10,134
Total: 3051	1,55,10,134			1,55,10,134
3053 Civil Aviation				
003 Training and Education				
	41,10,023			41,10,023
Total: 3053	41,10,023			41,10,023
3054 Roads and Bridges				
01 National Highways				
104 National Highways Urban Links				
	-7,595			-7,595
Total: 01	-7,595			-7,595
02 Strategic and Border Roads				
337 Road Works				
	26,87,028			26,87,028
Total: 02	26,87,028			26,87,028
03 State Highways				
337 Road Works				
	23,92,31,835	7,11,87,849		31,04,19,684
800 Other Expenditure				
	44,115			44,115
Total: 03	23,92,31,835	7,11,87,849		31,04,63,799



STATEMENT NO. 12 - DETAILED ACCOUNT OF EXPENDITURE BY MINOR HEADS

(Figures in italics represent charged expenditure)  
Actuals for 2002-2003

Head	Non Plan	State Plan	Central Plan/ Centrally Sponsored Scheme	Total
1	Rs 2	Rs 3	Rs 4	Rs 5
C- Economic Services Contd.				
(a) Transport				
3054 Roads and Bridges				
	44,115			
04 District and Other Roads				
800 Other Expenditure				
	43,45,14,578	4,77,26,208		48,22,40,787
Total: 04	43,45,14,578	4,77,26,208		48,22,40,787
80 General				
001 Direction and Administration				
	72,19,02,853	5,11,23,468		77,30,26,321
052 Machinery and Equipment				
	10,80,850			10,80,850
107 Railway Safety Works				
	2,03,22,495			2,03,22,495
797 Transfers to/from Reserve Fund - Deposit Account				
	16,68,44,064			16,68,44,064
800 Other Expenditure				
	16,26,47,031			16,26,47,031
Total: 80	1,07,27,97,292	5,11,23,468		1,12,39,20,760
Total: 3054	1,74,92,23,138	17,00,37,525		1,91,93,04,778
	44,115			
3055 Road Transport				
001 Direction and Administration				
	1,72,91,439			1,72,91,439
190 Assistance to Public Sector and Other Undertakings				
	2,14,64,62,744			2,14,64,62,744
800 Other Expenditure				
	1,25,39,822	1,00,000		1,26,39,822
Total: 3055	2,17,62,94,005	1,00,000		2,17,63,94,005

STATEMENT NO. 12 - DETAILED ACCOUNT OF EXPENDITURE BY MINOR HEADS

(Figures in italics represent charged expenditure)

Actuals for 2002-2003

Head	Non Plan	State Plan	Central Plan/ Centrally Sponsored Scheme	Total
1	Rs 2	Rs 3	Rs 4	Rs 5
C- Economic Services Contd.				
(a) Transport				
3055 Road Transport				
3056 Inland Water Transport				
001 Direction and Administration	2,12,905			2,12,905
003 Training and Research	8,41,599			8,41,599
Total: 3056	10,54,504			10,54,504
Total: C(a)	3,94,61,91,804	17,01,37,525		4,11,63,73,444
Transport	44,115			
(i) Science Technology and Environment				
3425 Other Scientific Research				
01 Survey of India				
102 Assistance to Scientific bodies	1,600			1,600
800 Other Expenditure	5,47,796			5,47,796
Total: 01	5,49,396			5,49,396
60 Others				
004 Research and Development		17,35,722		17,35,722
200 Assistance to other Scientific bodies		79,00,971		79,00,971
789 Special Component Plan for SC		26,05,700		26,05,700
Total: 60		1,22,42,393		1,22,42,393
Total: 3425	5,49,396	1,22,42,393		1,27,91,789
Total: C(i)	5,49,396	1,22,42,393		1,27,91,789

STATEMENT NO. 12 - DETAILED ACCOUNT OF EXPENDITURE BY MINOR HEADS

(Figures in italics represent charged expenditure)

Head	Actuals for 2002-2003		Central Plan/ Centrally Sponsored Scheme	Total
	Non Plan	State Plan		
1	Rs 2	Rs 3	Rs 4	Rs 5
C- Economic Services Contd.				
(i) Science Technology and Environment				
Science Technology and Environment				
(ii) General Economic Services				
3451 Secretariat-Economic Services				
090 Secretariat				
	28,48,81,121	1,97,77,869		30,46,58,990
091 Attached Offices				
	1,03,07,528			1,03,07,528
101 Planning Commission-Planning Board				
	1,05,98,973	52,54,118		1,58,53,091
900 Deduct Refunds				
		-45,029		-45,029
Total: 3451	30,57,87,622	2,49,86,958		33,07,74,580
3452 Tourism				
01 Tourist Infrastructure				
101 Tourist Centre				
	19,47,696			19,47,696
Other Expenditure				
	79,08,509	78,73,466	77,03,083	2,34,85,058
Total: 01	98,56,205	78,73,466	77,03,083	2,54,32,754
80 General				
001 Direction and Administration				
	21,16,540			21,16,540
003 Training				
	29,99,000			29,99,000
104 Promotion and Publicity				
			3,00,000	3,00,000
800 Other Expenditure	1,66,29,924	2,29,41,256		



STATEMENT NO. 12 - DETAILED ACCOUNT OF EXPENDITURE BY MINOR HEADS

(Figures in italics represent charged expenditure)

Head	Actuals for 2002-2003		Central Plan/ Centrally Sponsored Scheme	Total
	Non Plan	State Plan		
1	Rs 2	Rs 3	Rs 4	Rs 5
C- Economic Services Contd.				
(i) General Economic Services				
3452 Tourism				3,95,71,180
Total: 80	2,17,45,464	2,29,41,256	3,00,000	4,49,86,720
Total: 3452	3,16,01,669	3,08,14,722	80,03,083	7,04,19,474
3454 Census Surveys and Statistics				
01 Census				
800 Other Expenditure	49,85,777			49,85,777
Total: 01	49,85,777			49,85,777
02 Surveys and Statistics				
110 Gazetter and Statistical Memoirs	49,33,370			49,33,370
111 Vital Statistics	21,79,221			21,79,221
800 Other Expenditure	8,64,04,903	23,31,475		8,87,36,378
Total: 02	9,35,17,494	23,31,475		9,58,48,969
Total: 3454	9,85,03,271	23,31,475		10,08,34,746
3456 Civil Supplies				
001 Direction and Administration	13,80,97,417			13,80,97,417
800 Other Expenditure	1,00,18,917	1,84,69,372	55,05,009	3,39,93,298
Total: 3456	14,81,16,334	1,84,69,372	55,05,009	17,20,90,715
3475 Other General Economic Services				

## STATEMENT NO. 12 - DETAILED ACCOUNT OF EXPENDITURE BY MINOR HEADS

*(Figures in italics represent charged expenditure)*

Head	Actuals for 2002-2003		Central Plan/ Centrally Sponsored Scheme	Total
	Non Plan	State Plan		
1	Rs 2	Rs 3	Rs 4	Rs 5
C- Economic Services Contd.				
(j) General Economic Services				
3475 Other General Economic Services				
106 Regulation of Weights and Measures	3,74,61,105	24,82,204		3,99,43,309
200 Regulation of Other Business Undertakings	35,59,748			35,59,748
201 Land Ceilings (other than agricultural land)				2,25,81,175
	2,25,81,175			
Total: 3475	6,36,02,028	24,82,204		6,60,84,232
Total: C(j)	64,76,10,924	7,90,84,731	1,35,08,092	74,02,03,747
General Economic Services				
Total: C-	21,51,34,59,377	5,43,09,94,560	47,45,56,768	27,42,00,28,248
Economic Services	10,17,543			
D- Grants-in-aid and contributions				
3604 Compensation and Assignments to Local Bodies and Panchayati Raj Institutions				
103 Entertainment Tax	43,00,15,750			43,00,15,750
200 Other Miscellaneous Compensations and Assignments				1,88,70,45,925
	1,86,19,55,925	2,50,90,000		
Total: 3604	2,29,19,71,675	2,50,90,000		2,31,70,61,675
Total: D-	2,29,19,71,675	2,50,90,000		2,31,70,61,675
Grants-in-aid and contributions				
Total	1,35,25,54,57,936	12,74,15,62,285	5,09,88,23,560	2,31,60,77,19,666
EXPENDITURE HEADS (REVENUE ACCOUNT)	78,51,18,75,885			



STATEMENT NO. 12 - DETAILED ACCOUNT OF EXPENDITURE BY MINOR HEADS

(Figures in italics represent charged expenditure)

Head	Actuals for 2002-2003		Central Plan/ Centrally Sponsored Scheme	Total
	Non Plan	State Plan		
1	Rs 2	Rs 3	Rs 4	Rs 5
<b>EXPENDITURE HEADS (CAPITAL ACCOUNT)</b>				
A. Capital Account of General Services				
4059	Capital Outlay on Public Works			
Total: 4059	46,35,158 <i>8,94,793</i>	30,78,16,608	63,85,685	31,97,32,244
Total: A.	46,35,158 <i>8,94,793</i>	30,78,16,608	63,85,685	31,97,32,244
Capital Account of General Services				
B. Capital Account of Social Services				
(a)	Capital Account of Education, Sports, Art and Culture			
4202	Capital Outlay on Education, Sports, Arts and Culture			
Total: 4202		4,91,10,258		4,91,10,258
Total: B(a)		4,91,10,258		4,91,10,258
Capital Account of Education, Sports, Art and Culture				
(b)	Capital Account of Health and Family Welfare			
4210	Capital Outlay on Medical and Public Health			
Total: 4210		41,50,73,836 <i>2,43,174</i>		41,53,17,010
Total: B(b)		41,50,73,836 <i>2,43,174</i>		41,53,17,010
Capital Account of Health and Family Welfare				
(c)	Capital Account of Water Supply, Sanitation, Housing and Urban Development			
4215	Capital Outlay on Water Supply and Sanitation			
Total: 4215		28,60,00,387	18,64,28,738	47,24,29,125
4216	Capital Outlay on Housing			
Total: 4216	8,88,81,277	13,96,40,542	10,68,144	22,95,89,963

(\* ) Excludes Rs. 38,00,498 spent out of advance from Contingency Fund but not recouped to the fund till the close of the year.



STATEMENT NO. 12 - DETAILED ACCOUNT OF EXPENDITURE BY MINOR HEADS

(Figures in italics represent charged expenditure)

Head	Actuals for 2002-2003		Central Plan/ Centrally Sponsored Scheme	Total
	Non Plan	State Plan		
1	Rs 2	Rs 3	Rs 4	Rs 5
B. Capital Account of Social Services				
(c) Capital Account of Water Supply, Sanitation, Housing and Urban Development				
4217 Capital Outlay on Urban Development				
Total: 4217		35,00,000		35,00,000
Total: B(c)	8,88,81,277	42,91,40,929	18,74,96,882	70,55,19,088
Capital Account of Water Supply, Sanitation, Housing and Urban Development				
(d) Capital Account of Information and Broadcasting				
4220 Capital Outlay on Information and Publicity				
Total: 4220		46,16,864		46,16,864
Total: B(d)		46,16,864		46,16,864
Capital Account of Information and Broadcasting				
(e) Capital Account of Welfare of Scheduled Castes, Scheduled Tribes and other Backward Classes				
4225 Capital Outlay on Welfare of Scheduled Castes, Scheduled Tribes and Other Backward Classes				
Total: 4225	1,24,99,190	30,72,240		1,55,71,430
Total: B(e)	1,24,99,190	30,72,240		1,55,71,430
Capital Account of Welfare of Scheduled Castes, Scheduled Tribes and other Backward Classes				

STATEMENT NO. 12 - DETAILED ACCOUNT OF EXPENDITURE BY MINOR HEADS

(Figures in italics represent charged expenditure)

Head	Actuals for 2002-2003		Central Plan/ Centrally Sponsored Scheme	Total
	Non Plan	State Plan		
1	Rs 2	Rs 3	Rs 4	Rs 5
B. Capital Account of Social Services				
(a) Capital Account of Social Welfare and Nutrition				
4235 Capital Outlay on Social Security and Welfare				
Total: 4235		2,91,70,197		2,91,70,197
Total: B(a)		2,91,70,197		2,91,70,197
Capital Account of Social Welfare and Nutrition				
(h) Capital Account of Other Social services				
4250 Capital Outlay on other Social Services				
Total: 4250		75,35,588		75,35,588
Total: B(h)		75,35,588		75,35,588
Capital Account of Other Social services				
Total: B.	10,13,80,467	93,77,19,912 2,43,174	18,74,96,881	1,22,68,40,435
Capital Account of Social Services				
C. Capital Accounts of Economic services				
(a) Capital Account of Agriculture and Allied Activities				
4401 Capital Outlay on Crop Husbandry				
Total: 4401		2,07,903		2,07,903
4403 Capital Outlay on Animal Husbandry				
Total: 4403	9,35,000	46,73,570		56,08,570
4404 Capital Outlay on Dairy Development				
Total: 4404		90,85,374		90,85,374
4405 Capital Outlay on Fisheries				
Total: 4405	3,88,54,000	96,74,500		4,85,28,500
4407 Capital Outlay on Plantation				

STATEMENT NO. 12 - DETAILED ACCOUNT OF EXPENDITURE BY MINOR HEADS

(Figures in italics represent charged expenditure)  
Actuals for 2002-2003

Head 1	Non Plan	State Plan	Central Plan/ Centrally Sponsored Scheme	Total
	Rs 2	Rs 3	Rs 4	Rs 5
C. Capital Accounts of Economic services				
(a) Capital Account of Agriculture and Allied Activities				
4407 Capital Outlay on Plantation				
Total: 4407		90,00,000		90,00,000
4408 Capital Outlay on Food Storage and Warehousing				
Total: 4408		77,69,632		77,69,632
4415 Capital Outlay on Agricultural Research and Education				
Total: 4415		5,13,813		5,13,813
4425 Capital Outlay on Co-operation				
Total: 4425	4,16,53,070	3,30,92,855		7,47,45,925
4435 Capital Outlay on other Agricultural Programmes				
Total: 4435		44,65,000	1,92,00,000	2,36,65,000
Total: C(a)	8,14,42,070	7,84,82,647	1,92,00,000	17,91,24,717
Capital Account of Agriculture and Allied Activities				
(c) Capital Account of Special Areas Programme				
4551 Capital Outlay on Hill Areas				
Total: 4551		60,00,000		60,00,000
4575 Capital Outlay on other Special Areas Programmes				
Total: 4575		20,75,40,232		20,75,40,232
Total: C(c)		21,35,40,232		21,35,40,232
Capital Account of Special Areas Programme				
(d) Capital Account of Irrigation and Flood Control				



STATEMENT NO. 12 - DETAILED ACCOUNT OF EXPENDITURE BY MINOR HEADS

(Figures in italics represent charged expenditure)

Actuals for 2002-2003

Head 1	Actuals for 2002-2003		Central Plan/ Centrally Sponsored Scheme	Total
	Non Plan Rs 2	State Plan Rs 3	Rs 4	Rs 5
C. Capital Accounts of Economic services				
(d) Capital Account of Irrigation and Flood Control				
4701 Capital Outlay on Major and Medium Irrigation				
Total: 4701		73,02,67,058		73,15,50,182(x)
		12,83,124		
4702 Capital Outlay on Minor Irrigation				
Total: 4702		10,24,11,290		10,24,11,290
4705 Capital Outlay on Command Area Development				
Total: 4705	-42,66,488	2,43,29,616	99,50,729	3,00,13,857
4711 Capital Outlay on Flood Control Projects				
Total: 4711		78,37,49,615	57,286	78,43,54,638(y)
		5,47,737		
Total:C(d)	-42,66,488	1,64,07,57,579	1,00,08,015	1,64,83,29,967
		18,30,861		
Capital Account of Irrigation and Flood Control				
(e) Capital Account on Energy				
4801 Capital Outlay on Power Projects				
Total: 4801		1,41,84,00,000		1,41,84,00,000
Total: C(e)		1,41,84,00,000		1,41,84,00,000
Capital Account of Energy				
(f) Capital Account of Industry and Minerals				
4851 Capital Outlay on Village and Small Industries				
Total: 4851	1,98,80,000	7,59,69,500		9,58,49,500
4856 Capital Outlay on Petro-Chemical Industries				
Total: 4856		55,000		55,000
4857 Capital Outlay on Chemicals and Pharmaceutical Industries				

(x) Excludes Rs. 3,99,745 spent out of advance from Contingency Fund but not recouped to the fund till the close of the year.

(y) Excludes Rs. 22,06,579 spent out of advance from Contingency Fund but not recouped to the fund till the close of the year.

STATEMENT NO. 12 - DETAILED ACCOUNT OF EXPENDITURE BY MINOR HEADS

(Figures in italics represent charged expenditure)

Head	Actuals for 2002-2003		Central Plan/ Centrally Sponsored Scheme	Total
	Non Plan	State Plan		
1	Rs 2	Rs 3	Rs 4	Rs 5
C. Capital Accounts of Economic services				
(f) Capital Account of Industry and Minerals				
4857 Capital Outlay on Chemicals and Pharmaceutical Industries				
Total: 4857		1,08,00,000		1,08,00,000
4859 Capital Outlay on Telecommunication and Electronic Industries				
Total: 4859		6,00,00,000		6,00,00,000
4860 Capital Outlay on Consumer Industries				
Total: 4860		3,15,17,518		3,15,17,518
4875 Capital Outlay on Other Industries				
Total: 4875		5,25,725		5,25,725
4885 Capital Outlay on Industries and Minerals				
Total: 4885		18,58,80,472		18,58,80,472
Total: C(f) Capital Account of Industry and Minerals	1,98,80,000	36,47,48,215		38,46,28,215
(g) Capital Account of Transport				
5054 Capital Outlay on Roads and Bridges				
Total: 5054		1,61,41,67,131		1,61,99,60,392(*)
5055 Capital Outlay on Road Transport				
Total: 5055		69,21,63,691		69,21,63,691
5075 Capital Outlay on other Transport Services				
Total: 5075		11,73,77,737		11,73,77,737
Total: C(g) Capital Account of Transport		2,42,37,08,559		2,42,95,01,820
(j) Capital Account of General Economic Services				
		57,93,261		

(\*) Excludes Rs. 16,24,597 spent out of advance from Contingency Fund but not recouped to the fund till the close of the year.

**STATEMENT NO. 12 - DETAILED ACCOUNT OF EXPENDITURE BY MINOR HEADS**

*(Figures in italics represent charged expenditure)*

Head	Actuals for 2002-2003		Central Plan/ Centrally Sponsored Scheme	Total
	Non Plan	State Plan		
1	Rs 2	Rs 3	Rs 4	Rs 5
C. Capital Accounts of Economic services				
(i) Capital Account of General Economic Services				
5452 Capital Outlay on Tourism				
Total: 5452		1,22,50,000		1,22,50,000
5465 Investments in General Financial and Trading Institutions				
Total: 5465		76,88,000		76,88,000
5475 Capital Outlay on other General Economic Services				
Total: 5475	34,36,055			34,36,055
Total:(i)	34,36,055	1,99,38,000		2,33,74,055
Capital Account of General Economic Services				
Total: C.	10,04,91,637	6,15,95,75,232	2,92,08,015	6,29,68,99,006
Capital Accounts of Economic services		76,24,122		
Total	20,65,07,263	7,40,51,11,752	22,30,90,581	7,84,34,71,685
	8,94,793	78,67,296		
<b>EXPENDITURE HEADS (CAPITAL ACCOUNT)</b>				
<b>Grand Total - Expenditure</b>	1,35,46,19,65,199	20,14,66,74,037	5,32,19,14,141	2,39,45,11,91,351
	78,51,27,70,678	78,67,296		



STATEMENT NO. 13 - DETAILED STATEMENT OF CAPITAL EXPENDITURE  
DURING AND TO END OF THE YEAR 2002-2003

Expdt. During the Year 2002-2003

1	Name of expenditure		Expdt. During the Year 2002-2003		5	Expenditure to end of 2002-2003
	2	3	4	6		
	Non-Plan	State Plan	Central Plan/ Centrally Sponsored Plan	Total		
	Rs	Rs	Rs	Rs		Rs
Expenditure Heads(Capital Account)						
A.	Capital Account of General Services					
4058	Capital Outlay on Stationery and Printing					
103	Government Presses					
	Other Schemes each costing Rs. 1 crore or less					
						53,85,040
103	Government Presses					
Total						53,85,040
00						
Total:						53,85,040
4058	Capital Outlay on Stationery and Printing					
Total:						53,85,040
4059	Capital Outlay on Public Works					
01	Office Buildings					
101	Construction-General Pool Accommodation					
	Other Schemes each costing Rs. 1 crore or less					
	18,28,675	2,14,24,724		2,32,53,399		2,58,83,30,181
	Assembly Secretariat					
	1,71,022			1,71,022		1,09,02,326
	Police ii) Construction of Haridebpur					
	Check-post and Accommodation of the Staff					
						1,45,11,174
	Administration of Justice a)					
	Infrastructural facilities of Judiciary					
						1,37,94,102
	Administration of Justice - Construction of Court Buildings at different places in West Bengal					
				7,89,823		2,01,16,917
			7,89,823			
	Land Revenue - Modernisation of Survey Works, Construction of record room at					

STATEMENT NO. 13 - DETAILED STATEMENT OF CAPITAL EXPENDITURE  
DURING AND TO END OF THE YEAR 2002-2003

1	Expdt. During the Year 2002-2003		Total	Expenditure to end of 2002-2003
	2	3		
Name of expenditure	Non-Plan	State Plan		
	Rs	Rs	Rs	Rs
<b>A. Capital Account of General Services</b>				
4059				
Capital Outlay on Public Works				
village level office.			55,95,862	1,63,17,140
Administration of Justice - High Courts				
		1,06,47,594	1,06,47,594	11,09,05,969
Administration of Justice - Civil and Session Courts				
		5,16,83,611	5,16,83,611	14,83,17,622
Land Revenue a) Upgradation of Standard of Administration as recommended by the Tenth Finance Commission				1,59,20,447
Land Revenue b) Construction of Record Rooms (Land Reforms)				7,20,00,000
Land Revenue - Others				
		1,86,27,312	1,86,27,312	10,43,86,278
State Excise				
		17,80,593	17,80,593	23,11,20,443
Sales Tax				
		68,88,398	68,88,398	5,47,65,573
Police - State Headquarters Police				
		75,79,572	75,79,572	10,12,99,151
Police - District Police				
		32,95,930	32,95,930	1,81,78,467
Jails - Upgradation of Standards of Administration as recommended by the Tenth Finance Commission (TFC) [JL]				4,87,54,714
Jails - Others				
		18,95,316	18,95,316	6,16,10,570
Fire Protection Control				
		64,71,302	64,71,302	6,64,01,573

STATEMENT NO. 13 - DETAILED STATEMENT OF CAPITAL EXPENDITURE  
DURING AND TO END OF THE YEAR 2002-2003

Name of expenditure		Expdt. During the Year 2002-2003				Expenditure to end of 2002-2003
		Non-Plan 2 Rs	State Plan 3 Rs	Central Plan/ Centrally Sponsored Plan 4 Rs	Total 5 Rs	
A.	Capital Account of General Services					
4059	Capital Outlay on Public Works					
	Construction of office buildings of P.W.D. Civil		3,02,70,323		3,02,70,323	3,02,70,323
	Work Charged Establishment - Cost of P.W.D. (Civil)		5,31,56,598		5,31,56,598	5,31,56,598
	Other Administrative Service		31,48,630		31,48,630	12,47,39,842
	Parliamentary Affairs Department.		46,16,636		46,16,636	2,79,90,790
	Construction of office buildings of PWD (Electrical)		26,58,779		26,58,779	5,74,45,827
	Work Charged establishment cost of PWD (Electrical)		2,97,45,949		2,97,45,949	9,34,10,598
	Installation and Commission of HICOM Exchange at Writers Buildings					1,16,71,252
	Jail - Upgradation of standard of Administration as recommended by the Eleventh Finance Commission		82,23,663		82,23,663	1,68,05,462
	Treasuries and Accounts - Treasury Construction					3,84,59,945
	Construction of Office buildings of PWD Civil [PW]					16,20,70,198
	Work Charged establishment cost of PWD (Civil) [PW]					67,63,23,357
	Work charged establishment cost of PW (CB) Department [PW]					



STATEMENT NO. 13 - DETAILED STATEMENT OF CAPITAL EXPENDITURE  
DURING AND TO END OF THE YEAR 2002-2003

Name of expenditure		Expdt. During the Year 2002-2003					Expenditure to end of 2002-2003
1	Non-Plan 2 Rs	State Plan 3 Rs	Central Plan/ Centrally Sponsored Plan 4 Rs	Total 5 Rs		6 Rs	
A.	Capital Account of General Services						
4059	Capital Outlay on Public Works						
						13,15,75,511	
						1,96,72,606	
						2,10,55,357	
						1,19,07,500	
101	Construction-General Pool Accommodation						
Total	19,99,697	26,21,14,930	63,85,685	27,05,00,312		5,17,41,87,813	
201	Acquisition of Land Other Schemes each costing Rs. 1 crore or less						
	35,30,254	9,69,497		44,99,751		44,99,751	
201	Acquisition of Land						
Total	35,30,254	3,99,32,523		4,34,62,777		25,25,42,856	
799	Suspense Other Schemes each costing Rs. 1 crore or less						
						-27,28,333	
799	Suspense						
Total						-27,28,333	
01	Office Buildings						
Total:	55,29,951	30,20,47,453	63,85,685	31,39,63,089		5,42,40,02,336	
60	Other Buildings						
051	Construction						

STATEMENT NO. 13 - DETAILED STATEMENT OF CAPITAL EXPENDITURE  
DURING AND TO END OF THE YEAR 2002-2003

Expdt. During the Year 2002-2003

1	Name of expenditure		Expdt. During the Year 2002-2003			Expenditure to end of 2002-2003
	2	3	4	5	6	
	Non-Plan Rs	State Plan Rs	Central Plan/ Centrally Sponsored Plan Rs	Total Rs		Rs
A.	Capital Account of General Services					
4059	Capital Outlay on Public Works					
	Other Schemes each costing Rs. 1 crore or less					
	Relief and Welfare (Relief)					
		57,69,155		57,69,155		5,97,76,188
051	Construction					
Total		57,69,155		57,69,155		5,97,76,188
60	Other Buildings					
Total:		57,69,155		57,69,155		5,97,76,188
4059	Capital Outlay on Public Works					
Total:	55,29,951	30,78,16,608	63,85,685	31,97,32,244		5,48,37,78,524
4070	Capital Outlay on other Administrative Services					
800	Other Expenditure					
	Acquisition cost for construction of Fire Services					
						1,01,67,685
800	Other Expenditure					
Total						1,01,67,685
00	Other Expenditure					
Total:						1,01,67,685
4070	Capital Outlay on other Administrative Services					
Total:						1,01,67,685
Total A.	55,29,951	30,78,16,608	63,85,685	31,97,32,244		5,49,93,31,249
B.	Capital Account of Social Services					
(a)	Capital Account of Education, Sports, Art and Culture					
4202	Capital Outlay on Education, Sports,					

STATEMENT NO. 13 - DETAILED STATEMENT OF CAPITAL EXPENDITURE  
DURING AND TO END OF THE YEAR 2002-2003

1	Expdt. During the Year 2002-2003			5	6
	2	3	4		
Name of expenditure	Non-Plan Rs	State Plan Rs	Central Plan/ Centrally Sponsored Plan Rs	Total Rs	Expenditure to end of 2002-2003 Rs
B.	Capital Account of Social Services				
(a)	Capital Account of Education, Sports, Art and Culture				
4202	Capital Outlay on Education, Sports, Arts and Culture				
01	General Education				
201	Elementary Education Other Schemes each costing Rs. 1 crore or less				
					1,13,20,767
	Strengthening of administrative and supervisory staff (including accommodation, etc.)			9,69,013	1,46,32,994
		9,69,013			
	Improvement of Teacher Training Facilities			40,72,795	1,72,96,967
		40,72,795			
201	Elementary Education				
Total		50,41,808		50,41,808	4,32,50,728
202	Secondary Education Other Schemes each costing Rs. 1 crore or less				
		68,452		68,452	1,47,29,462
	Improvement of Teachers Training facilities				1,97,42,046
	Development of Government Secondary Schools			99,41,371	8,62,86,642
		99,41,371			
202	Secondary Education				
Total		1,00,09,823		1,00,09,823	12,07,58,150
203	University and Higher Education Other Schemes each costing Rs. 1 crore or less				
		10,371		10,371	2,85,32,801
	Development of Presidency College, Calcutta (Higher)			17,41,705	1,05,68,058



STATEMENT NO. 13 - DETAILED STATEMENT OF CAPITAL EXPENDITURE  
DURING AND TO END OF THE YEAR 2002-2003

Name of expenditure		Expdt. During the Year 2002-2003				Expenditure to end of 2002-2003
		Non-Plan	State Plan	Central Plan/ Centrally Sponsored Plan	Total	
1	2	3	4	5	6	
	Rs	Rs	Rs	Rs	Rs	
B.	Capital Account of Social Services					
(a)	Capital Account of Education, Sports, Art and Culture					
4202	Capital Outlay on Education, Sports, Arts and Culture					
		17,41,705				
	Development of Hooghly Mohsin College, Hooghly (Higher)					
		5,46,818		5,46,818	3,19,56,886	
	Development of Other Government Colleges (Higher)					
		40,19,962		40,19,962	27,54,29,867	
	Establishment of new Government Colleges (Higher)					
		-75,331		-75,331	1,95,01,096	
203	University and Higher Education					
Total		62,43,524		-62,43,524	36,59,88,707	
01	General Education					
Total:		2,12,95,155		2,12,95,155	52,99,97,585	
02	Technical Education					
104	Polytechnics					
	Polytechnic Diploma Course (Tech.)					
		82,98,698		82,98,698	17,31,57,402	
	Estt. of New Government Politechnics [ET]					
		-15,13,706		-15,13,706	1,91,29,350	
104	Polytechnics					
Total		67,84,992		67,84,992	19,22,86,752	
105	Engineering/Technical Colleges and Institutions					
	Other Schemes each costing Rs. 1 crore or less					
		82,10,962		82,10,962	7,52,56,557	
	Development of Engineering College (Higher)					
		65,52,196		65,52,196	33,71,92,949	

STATEMENT NO. 13 - DETAILED STATEMENT OF CAPITAL EXPENDITURE  
DURING AND TO END OF THE YEAR 2002-2003

Name of expenditure		Expdt. During the Year 2002-2003				Expenditure to end of 2002-2003
		Non-Plan	State Plan	Central Plan/ Centrally Sponsored Plan	Total	
1	2 Rs	3 Rs	4 Rs	5 Rs	6 Rs	
B.	Capital Account of Social Services					
(a)	Capital Account of Education , Sports, Art and Culture					
4202	Capital Outlay on Education, Sports, Arts and Culture					
	Estb. of a New Engineering College at Salt lake (Higher)			21,45,861	4,45,77,033	
		21,45,861				
	Dev. and Modernisation of Polytechnic Edn. in Assistance from Work Bank (Tech.)				65,14,01,562	
	Dev. of the Junior Polytechnics (Tech.) (iii) Asansol Polytechnic			9,86,891	1,03,04,028	
		9,86,891				
105	Engineering/Technical Colleges and Institutions					
Total				1,78,95,910	1,11,87,32,129	
		1,78,95,910				
02	Technical Education					
Total:		2,46,80,903		2,46,80,903	1,31,10,18,882	
03	Sports and Youth Services Sports Stadia					
101	Youth Hostels					
	Other Schemes each costing Rs. 1 crore or less				1,37,246	
	Acquisition of land for construction of Youth Hostel thereon in Chennai [YS]				1,82,18,637	
	Construction of Sports Stadium				1,49,14,458	
101	Youth Hostels					
Total					3,32,70,341	
800	Other Expenditure					
	Other Schemes each costing Rs. 1 crore or less			1,07,181	4,34,77,137	
		1,07,181				

STATEMENT NO. 13 - DETAILED STATEMENT OF CAPITAL EXPENDITURE  
DURING AND TO END OF THE YEAR 2002-2003

Expdt. During the Year 2002-2003

1	Name of expenditure	Expdt. During the Year 2002-2003			Total	Expenditure to end of 2002-2003
		Non-Plan	State Plan	Central Plan/ Centrally Sponsored Plan		
		2	3	4	5	6
		Rs	Rs	Rs	Rs	Rs
B.	Capital Account of Social Services					
(a)	Capital Account of Education, Sports, Art and Culture					
4202	Capital Outlay on Education, Sports, Arts and Culture					
	Netaji Indoor Stadium					2,93,18,722
800	Other Expenditure					
Total			1,07,181		1,07,181	7,27,95,859
03	Sports and Youth Services Sports Stadia					
Total:			1,07,181		1,07,181	10,60,66,200
04	Art and Culture					
101	Fine Arts Education Building for Govt. Colleges for Arts and Crafts, Calcutta				5,378	1,00,53,630
			5,378			
101	Fine Arts Education					
Total			5,378		5,378	1,00,53,630
104	Archives Development of State Archives - (Higher)					
			-30,332		-30,332	3,88,22,063
104	Archives					
Total			-30,332		-30,332	3,88,22,063
105	Public Libraries Development and Expansion of Library Services (MEE)					8,03,49,232
105	Public Libraries					
Total						8,03,49,232
106	Museums Other Schemes each costing Rs. 1 crore or less					
			17,30,085		17,30,085	99,36,759
106	Museums					



STATEMENT NO. 13 - DETAILED STATEMENT OF CAPITAL EXPENDITURE  
DURING AND TO END OF THE YEAR 2002-2003

Expdt. During the Year 2002-2003

1	Name of expenditure			5	6
	2	3	4		
	Non-Plan Rs	State Plan Rs	Central Plan/ Centrally Sponsored Plan Rs	Total Rs	Expenditure to end of 2002-2003 Rs
B.	Capital Account of Social Services				
(a)	Capital Account of Education, Sports, Art and Culture				
4202	Capital Outlay on Education, Sports, Arts and Culture				
Total		17,30,085		17,30,085	99,36,759
797	Transfers to/from Reserve Fund and Deposit Accounts Other Schemes each costing Rs. 1 crore or less				
					-9,15,000
797	Transfers to/from Reserve Fund and Deposit Accounts				
Total					-9,15,000
800	Other Expenditure Other Schemes each costing Rs. 1 crore or less				
					1,36,30,856
	Strengthening of Educational Administration				
					1,57,74,410
800	Other Expenditure				
Total					2,94,05,266
04	Art and Culture				
Total:		17,05,131		17,05,131	16,76,51,950
80	GENERAL				
001	DIRECTION AND ADMINISTRATION Other Schemes each costing Rs. 1 crore or less				
					20,08,538
	Strengthening of Educational Administration-(Higher)				
		13,21,888		13,21,888	2,19,67,391
001	DIRECTION AND ADMINISTRATION				
Total		13,21,888		13,21,888	2,39,75,929
80	GENERAL				

STATEMENT NO. 13 - DETAILED STATEMENT OF CAPITAL EXPENDITURE  
DURING AND TO END OF THE YEAR 2002-2003

Name of expenditure		Expdt. During the Year 2002-2003				Expenditure to end of 2002-2003
		Non-Plan 2 Rs	State Plan 3 Rs	Central Plan/ Centrally Sponsored Plan 4 Rs	Total 5 Rs	
1						6 Rs
B.	Capital Account of Social Services					
(a)	Capital Account of Education, Sports, Art and Culture					
4202	Capital Outlay on Education, Sports, Arts and Culture					
Total:			13,21,888		13,21,888	2,39,75,929
4202	Capital Outlay on Education, Sports, Arts and Culture					
Total:					4,91,10,258	2,13,87,10,546
Total (a)			4,91,10,258		4,91,10,258	2,13,87,10,546
(b)	Capital Account of Health and Family Welfare					
4210	Capital Outlay on Medical and Public Health					
01	Urban Health Services					
102	Employees State Insurance Scheme Other Schemes each costing Rs. 1 crore or less					42,644
102	Employees State Insurance Scheme					42,644
Total						42,644
104	Medical Stores Depot Other Schemes each costing Rs. 1 crore or less					40,69,461
104	Medical Stores Depot					40,69,461
Total						40,69,461
110	Hospital and Dispensaries (will include Pharmacy) State Health System Development Project-II (E.A.P.)				32,93,05,511	3,08,50,85,222
110	Hospital and Dispensaries (will include Pharmacy)				32,93,05,511	3,08,50,85,222
Total					32,93,05,511	3,08,50,85,222
789	Special Component Plan for SC					

STATEMENT NO. 13 - DETAILED STATEMENT OF CAPITAL EXPENDITURE  
DURING AND TO END OF THE YEAR 2002-2003

Expdt. During the Year 2002-2003

1	Name of expenditure	Expdt. During the Year 2002-2003			5	Expenditure to end of 2002-2003
		2	3	4		
		Non-Plan	State Plan	Central Plan/ Centrally Sponsored Plan	Total	6
		Rs	Rs	Rs	Rs	Rs
B.	Capital Account of Social Services					
(b)	Capital Account of Health and Family Welfare					
4210	Capital Outlay on Medical and Public Health					
	Other Schemes each costing Rs. 1 crore or less		2,77,601		2,77,601	2,77,601
789	Special Component Plan for SC					
Total			2,77,601		2,77,601	2,77,601
796	Tribal Areas Sub-Plan					
	Other Schemes each costing Rs. 1 crore or less		41,82,981		41,82,981	41,82,981
796	Tribal Areas Sub-Plan					
Total			41,82,981		41,82,981	41,82,981
800	Other Expenditure					
	Other Schemes each costing Rs. 1 crore or less		41,68,969		41,68,969	7,34,45,371
	Improvement of State Health Organisation					30,22,99,238
	Special Hospitals		45,26,653		45,26,653	32,01,70,626
	District Sub-Divnl. and Other Urban Hospitals		16,75,998		16,75,998	69,05,52,189
	Dev. of Treatment & teaching Facilities in homeo. system of Medicine in Urban areas					1,26,73,493
	Mental Hospitals [HF]		1,42,94,282		1,42,94,282	2,37,82,924
	Improvement of District Level Health Administration		2,99,921		2,99,921	12,43,84,872



STATEMENT NO. 13 - DETAILED STATEMENT OF CAPITAL EXPENDITURE  
DURING AND TO END OF THE YEAR 2002-2003

Name of expenditure		Expdt. During the Year 2002-2003				Expenditure to end of 2002-2003
		Non-Plan	State Plan	Central Plan/ Centrally Sponsored Plan	Total	
1		2 Rs	3 Rs	4 Rs	5 Rs	6 Rs
B.	Capital Account of Social Services					
(b)	Capital Account of Health and Family Welfare					
4210	Capital Outlay on Medical and Public Health					
800	Other Expenditure				2,49,65,823	1,54,73,08,713
Total			2,49,65,823			
01	Urban Health Services					
Total:			35,87,31,916		35,87,31,916	4,64,09,66,622
02	Rural Health Services					
789	Special component plan for SC/ST Other Schemes each costing Rs. 1 crore or less					6,25,383
	Establishment of Health Centres					1,76,68,416
789	Special component plan for SC/ST					1,82,93,799
Total						
796	Tribal Areas Sub-Plan Other Schemes each costing Rs. 1 crore or less					69,67,096
796	Tribal Areas Sub-Plan					69,67,096
Total						
800	Other Expenditure Other Schemes each costing Rs. 1 crore or less				6,87,112	1,67,28,589
	Primary Health Care Services					57,12,92,737
	Establishment of Health Centers in SC Areas					5,16,43,047
	Upgradation of State Rural Health Administration					1,34,08,656

STATEMENT NO. 13 - DETAILED STATEMENT OF CAPITAL EXPENDITURE  
DURING AND TO END OF THE YEAR 2002-2003

Name of expenditure		Expdtd. During the Year 2002-2003				Expenditure to end of 2002-2003
		Non-Plan	State Plan	Central Plan/ Centrally Sponsored Plan	Total	
1	2	3	4	5	6	
	Rs	Rs	Rs	Rs	Rs	
B.	Capital Account of Social Services					
(b)	Capital Account of Health and Family Welfare					
4210	Capital Outlay on Medical and Public Health					
	Medical care Facilities for Rural Population					1,15,39,395
	Homeopathy system of Medicine					1,89,41,584
	Ayurvedic system of Medicine					1,39,14,075
800	Other Expenditure					
Total			6,87,112		6,87,112	69,74,68,083
02	Rural Health Services					
Total:			6,87,112		6,87,112	72,27,28,978
03	Medical Education, Training and Research					
105	Allopathy					
	Other Schemes each costing Rs. 1 crore or less					
			4,79,821		4,79,821	1,50,35,198
	Under Graduate Medical Education					
			3,10,61,474		3,10,61,474	26,53,86,281
	Postgraduate Medical Education					
			1,91,04,865		1,91,04,865	11,16,85,039
	Training of Nurses					
			7,97,661		7,97,661	2,06,50,310
	Setting of a Post-Graduate Medical Collage at Kalyani					
						4,16,82,634
	Improvement of Seven medical Colleges according to M. C. I. Stipulation					
			24,70,370		24,70,370	5,78,37,982
	Extension of Under-Graduate Medical					

STATEMENT NO. 13 - DETAILED STATEMENT OF CAPITAL EXPENDITURE  
DURING AND TO END OF THE YEAR 2002-2003

Name of expenditure		Expdt. During the Year 2002-2003					Expenditure to end of 2002-2003
		Non-Plan	State Plan	Central Plan/ Centrally Sponsored Plan	Total		
1		2 Rs	3 Rs	4 Rs	5 Rs	6 Rs	
B.	Capital Account of Social Services						
(b)	Capital Account of Health and Family Welfare						
4210	Capital Outlay on Medical and Public Health Education						9,79,43,495
105	Allopathy						
Total			5,39,14,191		5,39,14,191		61,02,20,939
789	Special Component Plan for Scheduled Caste Other Schemes each costing Rs. 1 crore or less						
			6,20,117		6,20,117		6,20,117
789	Special Component Plan for Scheduled Caste						
Total			6,20,117		6,20,117		6,20,117
796	Tribal Areas Sub-Plan Other Schemes each costing Rs. 1 crore or less						
			37,605		37,605		3,51,11,129
796	Tribal Areas Sub-Plan						
Total			37,605		37,605		3,51,11,129
03	Medical Education, Training and Research						
Total:			5,45,71,913		5,45,71,913		64,59,52,185
06	Public Health						
101	Prevention and Control of Diseases Other Schemes each costing Rs. 1 crore or less						
101	Prevention and Control of Diseases						
Total							
104	Drugs Control Other Schemes each costing Rs. 1 crore or less						
					99,862		4,62,487



STATEMENT NO. 13 - DETAILED STATEMENT OF CAPITAL EXPENDITURE  
DURING AND TO END OF THE YEAR 2002-2003

Name of expenditure		Expdt. During the Year 2002-2003				Expenditure to end of 2002-2003
		Non-Plan	State Plan	Central Plan/ Centrally Sponsored Plan	Total	
1	2	3	4	5	6	
	Rs	Rs	Rs	Rs	Rs	
B.	Capital Account of Social Services					
(b)	Capital Account of Health and Family Welfare					
4210	Capital Outlay on Medical and Public Health		99,862			
104	Drugs Control					
Total			99,862	99,862	4,62,487	
200	Other Programmes					
	Improvement of Public Health Laboratories Development of Pasteur Institute			11,84,203	3,69,03,225	
			11,84,203			
200	Other Programmes					
Total			11,84,203	11,84,203	3,69,03,225	
800	Other Expenditure					
	Other Schemes each costing Rs. 1 crore or less			42,004	15,20,584	
			42,004			
800	Other Expenditure					
Total			42,004	42,004	15,20,584	
06	Public Health					
Total:			13,26,069	13,26,069	3,88,86,296	
80	General					
800	Other Expenditure					
	Other Schemes each costing Rs. 1 crore or less				31,48,833	
800	Other Expenditure					
Total					31,48,833	
80	General					
Total:					31,48,833	
4210	Capital Outlay on Medical and Public Health					
Total:						

STATEMENT NO. 13 - DETAILED STATEMENT OF CAPITAL EXPENDITURE  
DURING AND TO END OF THE YEAR 2002-2003

Name of expenditure		Expdt. During the Year 2002-2003				Expenditure to end of 2002-2003
		Non-Plan	State Plan	Central Plan/ Centrally Sponsored Plan	Total	
1	2	3	4	5	6	
	Rs	Rs	Rs	Rs	Rs	
B.	Capital Account of Social Services					
(b)	Capital Account of Health and Family Welfare					
4210	Capital Outlay on Medical and Public Health					
	Capital Outlay on Medical and Public Health			41,53,17,010	6,05,16,82,914	
		41,53,17,010				
4211	Capital Outlay on Family Welfare					
101	Rural Family Welfare Services Establishment and maintenance of Rural Family Welfare Planning Centres				7,80,58,830	
101	Rural Family Welfare Services					
Total					7,80,58,830	
108	Selected Areas Programme Indian Population Project					
					79,83,60,336	
108	Selected Areas Programme					
Total					79,83,60,336	
800	Other Expenditure Other Schemes each costing Rs. 1 crore or less					
					40,87,186	
800	Other Expenditure					
Total					40,87,186	
00						
Total:					88,05,06,352	
4211	Capital Outlay on Family Welfare					
Total:					88,05,06,352	
Total (b)		41,53,17,010		41,53,17,010	6,93,21,89,266	
(c)	Capital Account of Water Supply, Sanitation, Housing and					
4215	Capital Outlay on Water Supply and					

STATEMENT NO. 13 - DETAILED STATEMENT OF CAPITAL EXPENDITURE  
DURING AND TO END OF THE YEAR 2002-2003

Expdt. During the Year 2002-2003

1	Name of expenditure	Expdt. During the Year 2002-2003			Total	Expenditure to end of 2002-2003
		2 Non-Plan Rs	3 State Plan Rs	4 Central Plan/ Centrally Sponsored Plan Rs		
B.	Capital Account of Social Services					
(c)	Capital Account of Water Supply, Sanitation, Housing and					
4215	Capital Outlay on Water Supply and Sanitation					
01	Water Supply					
101	Urban Water Supply					
	Extension of AUWSP to small towns			1,32,13,643	1,32,13,643	1,32,13,643
101	Urban Water Supply					
Total				1,32,13,643	1,32,13,643	1,32,13,643
102	Rural Water Supply					
	ESTABLISHMENT OF WATER TESTING LABORATORIES IN THE PHE DTE.			17,32,15,095	17,32,15,095	17,41,98,358
	Rural Drinking Water Programme-PMGY (PH)					
		16,53,00,573		16,53,00,573	16,53,00,573	16,53,00,573
102	Rural Water Supply					
Total		16,53,00,573	17,32,15,095	33,85,15,668	33,85,15,668	33,94,98,931
789	Special Component Plan for Scheduled Castes					
	Rural Drinking Water Programme-PMGY (PH)					
		7,35,33,037		7,35,33,037	7,35,33,037	7,35,33,037
789	Special Component Plan for Scheduled Castes					
Total		7,35,33,037		7,35,33,037	7,35,33,037	7,35,33,037
796	Tribal Areas Sub-Plan					
	Infrastructure facilities for Rural Water Supply Programmes under RIDF (RIDF) (PH)					
		1,76,84,036		1,76,84,036	1,76,84,036	1,76,84,036
	Rural Drinking Water Programme-PMGY (PH)					
		2,94,82,741		2,94,82,741	2,94,82,741	2,94,82,741
796	Tribal Areas Sub-Plan					
Total		4,71,66,777		4,71,66,777	4,71,66,777	4,71,66,777
01	Water Supply					



STATEMENT NO. 13 - DETAILED STATEMENT OF CAPITAL EXPENDITURE  
DURING AND TO END OF THE YEAR 2002-2003

Name of expenditure		Expdt. During the Year 2002-2003				Expenditure to end of 2002-2003
		Non-Plan	State Plan	Central Plan/ Centrally Sponsored Plan	Total	
1	2	3	4	5	6	
	Rs.	Rs.	Rs.	Rs.	Rs.	
B.	Capital Account of Social Services					
(c)	Capital Account of Water Supply, Sanitation, Housing and					
4215	Capital Outlay on Water Supply and Sanitation					
Total:		28,60,00,387	18,64,28,738	47,24,29,125	47,34,12,388	
4215	Capital Outlay on Water Supply and Sanitation					
Total:		28,60,00,387	18,64,28,738	47,24,29,125	47,34,12,388	
4216	Capital Outlay on Housing					
01	Government Residential Buildings					
106	General Pool Accommodation Other Schemes each costing Rs. 1 crore or less					
		45,29,909		45,29,909	1,09,36,104	
	Administration of Justice Infrastructural facilities for construction of Judicial quarters			10,68,144	7,81,33,587	
			10,68,144			
	Administrative Reforms Expansion of construction of collectorate Building sub-divisional office buildings et. Residential quarters for office and staff etc. (Exc. Police).			39,87,596	1,61,92,332	
		39,87,596				
	Infrastructural facilities for Judiciary Construction of quarters for Judicial Officers including High Court Judges			32,31,298	22,38,13,485	
		32,31,298				
	Construction for residential quarters for officers and staff of PWD			13,64,725	3,24,96,733	
		13,64,725				
106	General Pool Accommodation					
Total		1,31,13,528	10,68,144	1,41,81,671	36,15,72,240	
107	Police Housing Schemes of the Police Housing - Construction of Residential Buildings in respect of ongoing projects			3,08,572	1,07,01,92,066	

STATEMENT NO. 13 - DETAILED STATEMENT OF CAPITAL EXPENDITURE  
DURING AND TO END OF THE YEAR 2002-2003

Name of expenditure		Expdt. During the Year 2002-2003				Expenditure to end of 2002-2003
		Non-Plan	State Plan	Central Plan/ Centrally Sponsored Plan	Total	
1	2	3	4	5	6	
	Rs	Rs	Rs	Rs	Rs	
B.	Capital Account of Social Services					
(c)	Capital Account of Water Supply, Sanitation, Housing and					
4216	Capital Outlay on Housing					
		3,08,572				
	Police Housing under the programme for upgradation of standard of Admn. recommended by the Tenth Finance- Commission - Construction of new residential Bldgs.				39,05,94,998	
107	Police Housing					
Total		3,08,572		3,08,572	1,46,07,87,064	
700	Other Housing					
	Other Schemes each costing Rs. 1 crore or less					
		-38,62,115		-38,62,115	-1,00,96,733	
700	Other Housing					
Total		-38,62,115		-38,62,115	-1,00,96,733	
01	Government Residential Buildings					
Total:		-38,62,115	1,34,22,100	10,68,144	1,06,28,128	
02	Urban Housing					
101	Salt Lake Scheme					
	Other Schemes each costing Rs. 1 crore or less					
			17,14,213		3,47,57,055	
	Salt Lake Reclamation Scheme					
		9,27,43,393		9,27,43,393	42,71,15,517	
	(a) Extension of Building at Salt Lake School (i) Block - CA (ii) Block - EC					
			7,42,192		2,74,15,282	
	(b) Construction of residential Quarters ("C" Type) in Baishakhi, Bidhannagar				1,30,49,110	
	(c) Widening of road and along drainage				55,35,69,059	

STATEMENT NO. 13 - DETAILED STATEMENT OF CAPITAL EXPENDITURE  
DURING AND TO END OF THE YEAR 2002-2003

Expdt. During the Year 2002-2003

1	Name of expenditure			Total	Expenditure to end of 2002-2003
	2	3	4		
	Non-Plan	State Plan	Central Plan/ Centrally Sponsored Plan	5	6
	Rs	Rs	Rs	Rs	Rs
B.	Capital Account of Social Services				
(c)	Capital Account of Water Supply, Sanitation, Housing and				
4216	Capital Outlay on Housing				
	(h) Widening of Roads/construction and Renovation of Sewerage Treatment Plant in Salt Lake Area				
				65,29,565	1,37,53,893
		65,29,565			
	1) Construction of foot path of Salt Lake Roads				
					2,15,39,337
	O) Widening of Road (construction of Additional Carriage way from Nicco Park to CSTC Garage)				
					1,73,77,492
101	Salt Lake Scheme				
Total	9,27,43,393	89,85,970		10,17,29,363	1,10,85,76,745
103	Housing Scheme for Economically Weaker Sections of the Community				
	HOUSING SCHEMES FOR ECONOMICALLY WEAKER SECTIONS OF THE COMMUNITY				
					2,05,00,000
103	Housing Scheme for Economically Weaker Sections of the Community				
Total					2,05,00,000
104	Middle Income Group Housing Scheme				
	Construction of Houses under Middle Income Group Housing Schemes				
					6,29,61,473
104	Middle Income Group Housing Scheme				
Total					6,29,61,473
105	Rental Housing Scheme				
	Construction of Houses under Rental Housing schemes for State Government Employees				
				4,57,00,083	1,07,83,68,127
		4,57,00,083			
	Rental Housing Scheme for Working Women-				



STATEMENT NO. 13 - DETAILED STATEMENT OF CAPITAL EXPENDITURE  
DURING AND TO END OF THE YEAR 2002-2003

Name of expenditure		Expdt. During the Year 2002-2003				Expenditure to end of 2002-2003
		Non-Plan	State Plan	Central Plan/ Centrally Sponsored Plan	Total	
1		2 Rs	3 Rs	4 Rs	5 Rs	6 Rs
B.	Capital Account of Social Services					
(c)	Capital Account of Water Supply, Sanitation, Housing and					
4216	Capital Outlay on Housing					
	One room Apartment		1,17,76,651		1,17,76,651	30,95,12,547
105	Rental Housing Scheme					
Total			5,74,76,734		5,74,76,734	1,38,78,80,674
106	Low Income Group Housing Scheme					
	Construction of Houses under Low Income Group Housing Schemes				3,74,410	18,61,59,242
			3,74,410			
106	Low Income Group Housing Scheme					
Total			3,74,410		3,74,410	18,61,59,242
190	Investments in Public Sector and Other Undertakings					
	Setting up of a company (HIDCO) for a new town at Rajarhat				3,00,00,000	13,08,00,000
			3,00,00,000			
190	Investments in Public Sector and Other Undertakings					
Total			3,00,00,000		3,00,00,000	13,08,00,000
191	Investments in Housing Co-operatives					
	Investment in Housing Co-operatives					1,94,40,000
191	Investments in Housing Co-operatives					
Total						1,94,40,000
800	Other Expenditure					
	Other Schemes each costing Rs. 1 crore or less				2,13,713	-51,11,89,290
			2,13,713			
	Land Acquisition and Development Scheme					
	(c) Housing Assistance Cell		72,35,124		72,35,124	36,12,30,135
						3,07,10,206

STATEMENT NO. 13 - DETAILED STATEMENT OF CAPITAL EXPENDITURE  
DURING AND TO END OF THE YEAR 2002-2003

1	Name of expenditure	Expdt. During the Year 2002-2003			Total	Expenditure to end of 2002-2003
		Non-Plan 2 Rs	State Plan 3 Rs	Central Plan/ Centrally Sponsored Plan 4 Rs		
	B. Capital Account of Social Services					
	(c) Capital Account of Water Supply, Sanitation, Housing and					
4216	Capital Outlay on Housing					
	(d) Replacement and Renovation of Existing Housing Estates					
			2,19,32,491		2,19,32,491	7,04,42,392
	Purchase of Flats at Salt Lake from West Bengal Housing Board					1,46,72,825
	SUBSIDISED INDUSTRIAL HOUSING SCHEME					8,46,49,682
800	Other Expenditure					
Total			2,93,81,328		2,93,81,328	5,05,15,950
02	Urban Housing					
Total:		9,27,43,393	12,62,18,442		21,89,61,835	2,96,68,34,084
03	Rural Housing					
800	Other Expenditure Each class of scheme Other Schemes each costing Rs. 1 crore or less					4,78,575
800	Other Expenditure Each class of scheme					
Total						4,78,575
03	Rural Housing					
Total:						4,78,575
80	General					
190	Investments in Public Sector and Other Undertakings					
	Other Schemes each costing Rs. 1 crore or less					-40,53,085
190	Investments in Public Sector and Other Undertakings					
Total						-40,53,085
80	General					

STATEMENT NO. 13 - DETAILED STATEMENT OF CAPITAL EXPENDITURE  
DURING AND TO END OF THE YEAR 2002-2003

Expdt. During the Year 2002-2003

Name of expenditure	Expdt. During the Year 2002-2003			Total	Expenditure to end of 2002-2003
	Non-Plan	State Plan	Central Plan/ Centrally Sponsored Plan		
1	2 Rs	3 Rs	4 Rs	5 Rs	6 Rs
B. Capital Account of Social Services					
(c) Capital Account of Water Supply, Sanitation, Housing and					
4216 Capital Outlay on Housing					
Total:					-40,53,085
4216 Capital Outlay on Housing					
Total:	8,88,81,277	13,96,40,542	10,68,144	22,95,89,963	4,77,55,22,145
4217 Capital Outlay on Urban Development					
60 Other Urban Development Schemes					
051 Construction					
Other Schemes each costing Rs. 1 crore or less					2,46,51,899
Greater Calcutta Development Scheme					9,77,10,011
Kalyani Township		35,00,000		35,00,000	9,10,47,012
Haldia Development Scheme Integrated Development of Industrial Urban Complex and Township at Haldia					9,23,84,234
051 Construction					
Total		35,00,000		35,00,000	30,57,93,156
60 Other Urban Development Schemes					
Total:		35,00,000		35,00,000	30,57,93,156
4217 Capital Outlay on Urban Development					
Total:		35,00,000		35,00,000	30,57,93,156
Total (c)	8,88,81,277	42,91,40,929	18,74,96,881	70,55,19,087	5,55,47,27,688
(d) Capital Account of Information and Broadcasting					
4220 Capital Outlay on Information and Publicity					
01 Films					
190 Investments in Public Sector and Other					



STATEMENT NO. 13 - DETAILED STATEMENT OF CAPITAL EXPENDITURE  
DURING AND TO END OF THE YEAR 2002-2003

Name of expenditure		Expdt. During the Year 2002-2003				Expenditure to end of 2002-2003
		Non-Plan 2 Rs	State Plan 3 Rs	Central Plan/ Centrally Sponsored Plan 4 Rs	Total 5 Rs	
1						6 Rs
E.	Capital Account of Social Services					
(d)	Capital Account of Information and Broadcasting					
4220	Capital Outlay on Information and Publicity					
	Undertakings					
	Other Schemes each costing Rs. 1 crore or less		3,54,602		3,54,602	46,98,903
	Setting up of a Colour Film Laboratory in Calcutta					5,11,55,760
	Video Complex		23,68,138		23,68,138	3,08,06,489
190	Investments in Public Sector and Other Undertakings					
Total			27,22,740		27,22,740	8,66,61,152
201	Studios					
	Other Schemes each costing Rs. 1 crore or less					87,18,507
201	Studios					
Total						87,18,507
01	Films					
Total:			27,22,740		27,22,740	9,53,79,659
60	Others					
101	Buildings					
	Other Schemes each costing Rs. 1 crore or less		18,94,124		18,94,124	3,42,71,621
	Construction of popular Theatre Complex					1,83,22,131
	Construction of Buildings for siliguri Information Centre					1,56,22,950
	Film theatre and Film Archives					

STATEMENT NO. 13 - DETAILED STATEMENT OF CAPITAL EXPENDITURE  
DURING AND TO END OF THE YEAR 2002-2003

Name of expenditure		Expdt. During the Year 2002-2003			Total	Expenditure to end of 2002-2003
		Non-Plan	State Plan	Central Plan/ Centrally Sponsored Plan		
1		2 Rs	3 Rs	4 Rs	5 Rs	6 Rs
B.	Capital Account of Social Services					
(d)	Capital Account of Information and Broadcasting					
4220	Capital Outlay on Information and Publicity					2,36,28,288
101	Buildings					
Total			18,94,124		18,94,124	9,18,44,990
60	Others					
Total:			18,94,124		18,94,124	9,18,44,990
4220	Capital Outlay on Information and Publicity					
Total:			46,16,864		46,16,864	18,72,24,649
Total (d)			46,16,864		46,16,864	18,72,24,649
(e)	Capital Account of Welfare of Scheduled Castes, Scheduled					
4225	Capital Outlay on Welfare of Scheduled Castes, Scheduled Tribes and Other Backward Classes					
01	Welfare of Scheduled Castes					
190	Investments in Public Sector and Other Undertakings					
	West Bengal Scheduled Castes and Scheduled Tribes Development and Finance Corporation					32,75,37,122
	Share Capital Contribution to the West Bengal Scheduled Castes and Scheduled Tribes Development and Finance Corporation					49,37,31,517
190	Investments in Public Sector and Other Undertakings					
Total						82,12,68,639
01	Welfare of Scheduled Castes					

STATEMENT NO. 13 - DETAILED STATEMENT OF CAPITAL EXPENDITURE  
DURING AND TO END OF THE YEAR 2002-2003

Name of expenditure		Expdt. During the Year 2002-2003				Expenditure to end of 2002-2003
		Non-Plan	State Plan	Central Plan/ Centrally Sponsored Plan	Total	
1		2 Rs	3 Rs	4 Rs	5 Rs	6 Rs
B.	Capital Account of Social Services					
(e)	Capital Account of Welfare of Scheduled Castes, Scheduled					
4225	Capital Outlay on Welfare of Scheduled Castes, Scheduled Tribes and Other Backward Classes					
Total:						82,12,68,639
02	Welfare of Scheduled Tribes					
190	Investments in Public Sector and Other Undertakings					
	Other Schemes each costing Rs. 1 crore or less					
			1,10,799		1,10,799	8,03,799
	SHARE CAPITAL CONTRIBUTION TO THE WEST BENGAL SCHEDULED CASTES AND SCHEDULED TRIBES DEVELOPMENT AND CORPORATION					5,58,42,360
	INVESTMENT SHARE CAPITAL CONTRIBUTION TO THE W.B. TRIBAL DEVELOPMENT CO-OPERATIVE CORPORATION LTD.					3,00,00,000
	CONSTRUCTION OF HEAD QUARTER OFFICE OF T.D.C.C.				54,100	17,49,38,207
			54,100			
190	Investments in Public Sector and Other Undertakings					
Total			1,64,899		1,64,899	26,15,84,366
800.	Other Expenditure					
	Other Schemes each costing Rs. 1 crore or less					
						1,03,94,055
	Share Capital Contribution to LAMPS for Construction of godowns etc.				1,25,00,000	1,55,50,000
		1,25,00,000				
800	Other Expenditure					
Total		1,25,00,000			1,25,00,000	2,59,44,055
02	Welfare of Scheduled Tribes					
Total:		1,25,00,000	1,64,899		1,26,64,899	28,75,28,421



STATEMENT NO. 13 - DETAILED STATEMENT OF CAPITAL EXPENDITURE  
DURING AND TO END OF THE YEAR 2002-2003

Name of expenditure		Expdt. During the Year 2002-2003				Expenditure to end of 2002-2003
		Non-Plan	State Plan	Central Plan/ Centrally Sponsored Plan	Total	
1	2 Rs	3 Rs	4 Rs	5 Rs	6 Rs	
B.	Capital Account of Social Services					
(e)	Capital Account of Welfare of Scheduled Castes, Scheduled					
4225	Capital Outlay on Welfare of Scheduled Castes, Scheduled Tribes and Other Backward Classes					
03	Welfare of Backward Classes					
190	Investments in Public Sector and Other Undertakings					
	Investment- State Contribution to the Share Capital of the West Bengal Backward Classes Development and Finance Corporation				30,00,000	1,19,00,000
			30,00,000			
190	Investments in Public Sector and Other Undertakings				30,00,000	1,19,00,000
Total			30,00,000		30,00,000	1,19,00,000
800	Other Expenditure					
	Other Schemes each costing Rs. 1 crore or less				-810	-810
		-810				
800	Other Expenditure					
Total		-810			-810	-810
03	Welfare of Backward Classes					
Total:		-810	30,00,000		29,99,190	1,18,99,190
80	General					
800	Other Expenditure					
	Other Schemes each costing Rs. 1 crore or less				-92,659	-92,659
			-92,659			
800	Other Expenditure					
Total			-92,659		-92,659	-92,659
80	General					
Total:			-92,659		-92,659	-92,659
4225	Capital Outlay on Welfare of Scheduled Castes, Scheduled Tribes and Other					
Total:	Backward Classes				1,55,71,430	1,12,06,03,591

STATEMENT NO. 13 - DETAILED STATEMENT OF CAPITAL EXPENDITURE  
DURING AND TO END OF THE YEAR 2002-2003

1	Expdt. During the Year 2002-2003					Expenditure to end of 2002-2003
	Name of expenditure	Non-Plan 2 Rs	State Plan 3 Rs	Central Plan/ Centrally Sponsored Plan 4 Rs	Total 5 Rs	
B.	Capital Account of Social Services					
(e)	Capital Account of Welfare of Scheduled Castes, Scheduled					
4225	Capital Outlay on Welfare of Scheduled Castes, Scheduled Tribes and Other Backward Classes					
	Capital Outlay on Welfare of Scheduled Castes, Scheduled Tribes and Other Backward Classes	1,24,99,190	30,72,240			
Total (e)		1,24,99,190	30,72,240		1,55,71,430	1,12,06,03,591
(g)	Capital Account of Social Welfare and Nutrition					
4235	Capital Outlay on Social Security and Welfare					
01	Rehabilitation					
201	Other Rehabilitation Schemes Other rehabilitation schemes					21,42,28,309
	Outlay on Infrastructural development in refugee colonies through other agencies				31,70,197	7,42,78,102
			31,70,197			
201	Other Rehabilitation Schemes					
Total			31,70,197		31,70,197	28,85,06,411
800	Other Expenditure Lump provision to Zilla Parishads / Urbal Local Bodies for Capital works (GLB) [RE]					1,49,66,653
800	Other Expenditure					
Total						1,49,66,653
01	Rehabilitation					
Total:			31,70,197		31,70,197	30,34,73,064
02	Social Welfare					
101	Welfare of handicapped Other Schemes each costing Rs. 1 crore or less					

STATEMENT NO. 13 - DETAILED STATEMENT OF CAPITAL EXPENDITURE  
DURING AND TO END OF THE YEAR 2002-2003

Name of expenditure		Expdt. During the Year 2002-2003				Expenditure to end of 2002-2003
		Non-Plan	State Plan	Central Plan/ Centrally Sponsored Plan	Total	
1	2	3	4	5	6	
	Rs	Rs	Rs	Rs	Rs	
B.	Capital Account of Social Services					
(g)	Capital Account of Social Welfare and Nutrition					
4235	Capital Outlay on Social Security and Welfare					
					2,980	
101	Welfare of handicapped					
Total					2,980	
104	Welfare of aged, infirm and destitute Other Schemes each costing Rs. 1 crore or less					
					4,20,712	
104	Welfare of aged, infirm and destitute					
Total					4,20,712	
190	Investments in Public Sector and Other Undertakings INVESTMENT IN SCHEME OF SHARE CAPITAL OF W.B. MINORITIES DEV. FINANCE CORPORATION					
		2,60,00,000		2,60,00,000	24,00,00,000	
190	Investments in Public Sector and Other Undertakings					
Total		2,60,00,000		2,60,00,000	24,00,00,000	
800	Other Expenditure Other Schemes each costing Rs. 1 crore or less					
					40,13,206	
800	Other Expenditure					
Total					40,13,206	
02	Social Welfare					
Total:		2,60,00,000		2,60,00,000	24,44,36,898	
4235	Capital Outlay on Social Security and Welfare					
Total:		2,91,70,197		2,91,70,197	54,79,09,962	
Total (g)		2,91,70,197		2,91,70,197	54,79,09,962	



STATEMENT NO. 13 - DETAILED STATEMENT OF CAPITAL EXPENDITURE  
DURING AND TO END OF THE YEAR 2002-2003

Name of expenditure		Expdt. During the Year 2002-2003				Expenditure to end of 2002-2003
		Non-Plan	State Plan	Central Plan/ Centrally Sponsored Plan	Total	
1		2 Rs	3 Rs	4 Rs	5 Rs	6 Rs
B.	Capital Account of Social Services					
(h)	Capital Account of Other Social services					
4250	Capital Outlay on other Social Services					
101	Natural Calamities					
	Other Schemes each costing Rs. 1 crore or less					
101	Natural Calamities					
Total						
191	Investments in Cooperatives					
	Other Schemes each costing Rs. 1 crore or less					22,83,550
191	Investments in Cooperatives					
Total						22,83,550
201	Labour					
	Other Schemes each costing Rs. 1 crore or less					1,84,30,705
	Upgradation of I.T.I.s for Improving the Quality of Training					2,80,69,471
	Model L. W. Centres and Holiday Homes		6,25,508		6,25,508	4,81,99,604
	National Apprenticeship Scheme		16,50,602		16,50,602	2,71,42,545
	Craftsmen Training		32,24,427		32,24,427	3,51,07,859
	Upgradation of I.T.Is for improving the quality of Training					6,14,30,404
	Expansion of Craftsman Training					2,12,00,568
201	Labour					

STATEMENT NO. 13 - DETAILED STATEMENT OF CAPITAL EXPENDITURE  
DURING AND TO END OF THE YEAR 2002-2003

Name of expenditure		Expdt. During the Year 2002-2003				Expenditure to end of 2002-2003
		Non-Plan	State Plan	Central Plan/ Centrally Sponsored Plan	Total	
1		2 Rs	3 Rs	4 Rs	5 Rs	6 Rs
B.	Capital Account of Social Services					
(h)	Capital Account of Other Social services					
4250	Capital Outlay on other Social Services					
Total			55,00,537		55,00,537	23,95,81,156
203	Employment Craftsmen Training					
			20,37,994		20,37,994	4,64,59,721
203	Employment					
Total			20,37,994		20,37,994	4,64,59,721
789	Special component plan for SC/ST Other Schemes each costing Rs. 1 crore or less					
			-2,943		-2,943	22,495
789	Special component plan for SC/ST					
Total			-2,943		-2,943	22,495
800	Other Expenditure Other Schemes each costing Rs. 1 crore or less					
						46,73,740
800	Other Expenditure					
Total						46,73,740
901	Deduct Receipts and Recoveries on Capital Account Other Schemes each costing Rs. 1 crore or less					
						-5,000
901	Deduct Receipts and Recoveries on Capital Account					
Total						-5,000
00			75,35,588			
Total:					75,35,588	29,30,15,662
4250	Capital Outlay on other Social Services					
Total:			75,35,588		75,35,588	29,30,15,662

STATEMENT NO. 13 - DETAILED STATEMENT OF CAPITAL EXPENDITURE  
DURING AND TO END OF THE YEAR 2002-2003

Expdt. During the Year 2002-2003

1	Expdt. During the Year 2002-2003				5	6
	2	3	4	Total		
Name of expenditure	Non-Plan Rs	State Plan Rs	Central Plan/ Centrally Sponsored Plan Rs		Total Rs	Expenditure to end of 2002-2003 Rs
B.	Capital Account of Social Services					
(h)	Capital Account of Other Social services					
Total (h)		75,35,588		75,35,588		29,30,15,662
Total B.	10,13,80,467	93,79,63,086	18,74,96,881	1,22,68,40,435		16,77,43,81,365
C.	Capital Accounts of Economic services					
(a)	Capital Account of Agriculture and Allied Activities					
4401	Capital Outlay on Crop Husbandry					
001	Direction and Administration					
	Other Schemes each costing Rs. 1 crore or less					
						47,20,000
001	Direction and Administration					
Total						47,20,000
103	Seeds					
	Other Schemes each costing Rs. 1 crore or less					
						32,21,422
	Development of Seed testing Laboratories					
						2,01,06,257
	Establishment and Development of Seeds and Horticulture farms					
						2,40,58,767
103	Seeds					
Total						4,73,86,446
104	Agricultural Farms					
	Other Schemes each costing Rs. 1 crore or less					
						63,68,278
104	Agricultural Farms					
Total						63,68,278
105	Manures and Fertilizers					
	Other Schemes each costing Rs. 1 crore or less					
						60,63,857



STATEMENT NO. 13 - DETAILED STATEMENT OF CAPITAL EXPENDITURE  
DURING AND TO END OF THE YEAR 2002-2003

Name of expenditure	Expdt. During the Year 2002-2003				Total	Expenditure to end of 2002-2003
	Non-Plan	State Plan	Central Plan/ Centrally Sponsored Plan			
1	2 Rs	3 Rs	4 Rs	5 Rs	6 Rs	
C. Capital Accounts of Economic services						
(a) Capital Account of Agriculture and Allied Activities						
4401 Capital Outlay on Crop Husbandry						
105 Manures and Fertilizers					60,63,857	
Total						
107 Plant Protection						
Other Schemes each costing Rs. 1 crore or less					20,87,744	
107 Plant Protection						
Total					20,87,744	
108 Commercial Crops						
Other Schemes each costing Rs. 1 crore or less					2,52,432	
108 Commercial Crops						
Total					2,52,432	
111 Agriculture Economics and Statistics						
Other Schemes each costing Rs. 1 crore or less					20,62,966	
111 Agriculture Economics and Statistics						
Total					20,62,966	
113 Agricultural Engineering						
Other Schemes each costing Rs. 1 crore or less					19,06,091	
113 Agricultural Engineering						
Total					19,06,091	
119 Horticulture and Vegetable Corps						
Other Schemes each costing Rs. 1 crore or less					9,95,122	
119 Horticulture and Vegetable Corps						

STATEMENT NO. 13 - DETAILED STATEMENT OF CAPITAL EXPENDITURE  
DURING AND TO END OF THE YEAR 2002-2003

Name of expenditure		Expdt. During the Year 2002-2003				Expenditure to end of 2002-2003
		Non-Plan	State Plan	Central Plan/ Centrally Sponsored Plan	Total	
1	2	3	4	5	6	
	Rs	Rs	Rs	Rs	Rs	
C.	Capital Accounts of Economic services					
(a)	Capital Account of Agriculture and Allied Activities					
4401	Capital Outlay on Crop Husbandry					
Total					9,95,122	
190	Investments in Public Sector and Other Undertakings					
	Other Schemes each costing Rs. 1 crore or less					
					9,78,497	
	West Bengal State Seed Corporation - contribution to the Share Capital					
					5,71,49,900	
	West Bengal State Vegetables, Fruits and Flowers Development Corporation					
					2,26,00,000	
190	Investments in Public Sector and Other Undertakings					
Total					8,07,28,397	
191	Investments in Co-operatives					
	Other Schemes each costing Rs. 1 crore or less					
					27,20,260	
191	Investments in Co-operatives					
Total					27,20,260	
796	Tribal Areas Sub-Plan					
	Other Schemes each costing Rs. 1 crore or less					
					29,10,291	
	Infrastructural facilities on Agricultural programmes under RIDF (RIDF) (AG)					
					5,95,21,774	
796	Tribal Areas Sub-Plan					
Total					6,24,32,065	
800	Other Expenditure					
	Other Schemes each costing Rs. 1 crore					

STATEMENT NO. 13 - DETAILED STATEMENT OF CAPITAL EXPENDITURE  
DURING AND TO END OF THE YEAR 2002-2003

Name of expenditure		Expdt. During the Year 2002-2003				Expenditure to end of 2002-2003
		Non-Plan	State Plan	Central Plan/ Centrally Sponsored Plan	Total	
1	2 Rs	3 Rs	4 Rs	5 Rs	6 Rs	
C.	Capital Accounts of Economic services					
(a)	Capital Account of Agriculture and Allied Activities					
4401	Capital Outlay on Crop Husbandry or less		2,07,903		2,07,903	2,30,20,145
800	Other Expenditure					
Total			2,07,903		2,07,903	2,30,20,145
00			2,07,903			
Total:					2,07,903	24,07,43,803
4401	Capital Outlay on Crop Husbandry					
Total:			2,07,903		2,07,903	24,07,43,803
4402	Capital Outlay on Social and Water Conservation					
101	Soil Survey and Testing Other Schemes each costing Rs. 1 crore or less					19,73,792
101	Soil Survey and Testing					
Total						19,73,792
800	Other Expenditure Other Schemes each costing Rs. 1 crore or less					45,91,634
800	Other Expenditure					
Total						45,91,634
00						
Total:						65,65,426
4402	Capital Outlay on Social and Water Conservation					
Total:						65,65,426
4403	Capital Outlay on Animal Husbandry					
101	Veterinary Services and Animal Health					



STATEMENT NO. 13 - DETAILED STATEMENT OF CAPITAL EXPENDITURE  
DURING AND TO END OF THE YEAR 2002-2003

Name of expenditure		Expdt. During the Year 2002-2003					Expenditure to end of 2002-2003
		Non-Plan	State Plan	Central Plan/ Centrally Sponsored Plan	Total		
1	2	3	4	5	6		
	Rs	Rs	Rs	Rs	Rs	Rs	
C.	Capital Accounts of Economic services						
(a)	Capital Account of Agriculture and Allied Activities						
4403	Capital Outlay on Animal Husbandry						
	Other Schemes each costing Rs. 1 crore or less					1,62,25,469	
	Establishment of State Animal Health Centre and Poly-Clinics [AD]					1,92,22,083	
	Biological Production division					1,18,90,782	
101	Veterinary Services and Animal Health					4,73,38,334	
Total							
102	Cattle and Buffalo Development						
	Other Schemes each costing Rs. 1 crore or less					1,06,94,757	
	Strengthening of Artificial Insemination Services			1,62,019		1,19,82,758	
	Intensive Cattle Development projects					1,79,84,050	
	C.S.S. Extension of frozen scheme Lecxnology					4,46,56,498	
	Resettlement of City -Kept animals					1,37,16,028	
	Resettlement of Khatals					4,30,43,684	
102	Cattle and Buffalo Development						
Total			1,62,019		1,62,019	14,20,77,775	
103	Poultry Development						
	Other Schemes each costing Rs. 1 crore or less				9,35,000	3,59,95,287	

STATEMENT NO. 13 - DETAILED STATEMENT OF CAPITAL EXPENDITURE  
DURING AND TO END OF THE YEAR 2002-2003

1	Expdt. During the Year 2002-2003			5	6
	2	3	4		
Name of expenditure	Non-Plan Rs	State Plan Rs	Central Plan/ Centrally Sponsored Plan Rs	Total Rs	Expenditure to end of 2002-2003 Rs
C.					
(a)					
4403					
	9,35,000				
					2,14,14,690
					1,31,65,277
103					
Total	9,35,000			9,35,000	7,05,75,254
104					
					3,53,726
104					
Total					3,53,726
105					
					15,274
105					
Total					15,274
106					
					2,03,98,734
106					
Total					2,03,98,734
107					
					1,09,84,903

STATEMENT NO. 13 - DETAILED STATEMENT OF CAPITAL EXPENDITURE  
DURING AND TO END OF THE YEAR 2002-2003

1	Expdt. During the Year 2002-2003				5 Total Rs	Expenditure to end of 2002-2003 6 Rs
	Non-Plan 2 Rs	State Plan 3 Rs	Central Plan/ Centrally Sponsored Plan 4 Rs			
C.	Capital Accounts of Economic services					
(a)	Capital Account of Agriculture and Allied Activities					
4403	Capital Outlay on Animal Husbandry					
	World Bank Forestry Development Project - Fodder and Livestock Development Programme					2,32,21,412
	Balanced Cattle Feed					1,30,29,110
107	Fodder and Feed Development					
Total						4,72,35,425
109	Extension and Training Other Schemes each costing Rs. 1 crore or less					4,01,095
109	Extension and Training					
Total						4,01,095
190	Investments in Public Sector and Other Undertakings					
	Modernisation of Slaughter House					1,15,63,618
	Investments in West Bengal Livestock Processing Development Corporation					1,84,15,600
190	Investments in Public Sector and Other Undertakings					
Total						2,99,79,218
789	Special component plan for SC/ST Other Schemes each costing Rs. 1 crore or less					8,83,551
						53,79,338
						8,83,551
789	Special component plan for SC/ST					
Total						8,83,551
						53,79,338
796	Tribal Areas Sub-Plan Other Schemes each costing Rs. 1 crore					



STATEMENT NO. 13 - DETAILED STATEMENT OF CAPITAL EXPENDITURE  
DURING AND TO END OF THE YEAR 2002-2003

Name of expenditure		Expdt. During the Year 2002-2003				Expenditure to end of 2002-2003
		Non-Plan	State Plan	Central Plan/ Centrally Sponsored Plan	Total	
1		2 Rs	3 Rs	4 Rs	5 Rs	6 Rs
C.	Capital Accounts of Economic services					
(a)	Capital Account of Agriculture and Allied Activities					
4403	Capital Outlay on Animal Husbandry or less					5,03,919
796	Tribal Areas Sub-Plan					5,03,919
Total						5,03,919
800	Other Expenditure Other Schemes each costing Rs. 1 crore or less				36,28,000	1,12,17,149
			36,28,000			
	Establishment New Veterinary & Strengthening an Dev. of Existing units					1,53,45,741
	State Veterinary Hospital					1,38,66,425
800	Other Expenditure					
Total			36,28,000		36,28,000	4,04,29,315
901	Deduct-Receipts and Recoveries on Capital Account Other Schemes each costing Rs. 1 crore or less					-2,67,75,255
901	Deduct-Receipts and Recoveries on Capital Account					-2,67,75,255
Total						-2,67,75,255
00		9,35,000	46,73,570			
Total:					56,08,570	37,79,12,152
4403	Capital Outlay on Animal Husbandry					
Total:		9,35,000	46,73,570		56,08,570	37,79,12,152
4404	Capital Outlay on Dairy Development					
102	Cattle - Cum - Dairy Development Projects Other Schemes each costing Rs. 1 crore					

STATEMENT NO. 13 - DETAILED STATEMENT OF CAPITAL EXPENDITURE  
DURING AND TO END OF THE YEAR 2002-2003

Name of expenditure		Expdt. During the Year 2002-2003				Expenditure to end of 2002-2003
		Non-Plan	State Plan	Central Plan/ Centrally Sponsored Plan	Total	
1		2 Rs	3 Rs	4 Rs	5 Rs	6 Rs
C.	Capital Accounts of Economic services					
(a)	Capital Account of Agriculture and Allied Activities					
4404	Capital Outlay on Dairy Development or less					2,12,66,825
	Establishment of Fodder Balancing					4,31,70,373
	Implementation of the Integrated Dairy Development Project					2,22,11,417
	Rural Dairy Extension					1,65,59,897
	Establishment of New City Dairy					3,02,37,631
102	Cattle - Cum - Dairy Development Projects					13,34,46,143
Total						
110	GREATER CALCUTTA MILK SUPPLY SCHEME Other Schemes each costing Rs. 1 crore or less					11,99,121
	Greater Calcutta Milk Supply Scheme		24,66,532		24,66,532	1,47,05,07,080
110	GREATER CALCUTTA MILK SUPPLY SCHEME					
Total			24,66,532		24,66,532	1,47,17,06,201
111	DURGAPUR MILK SUPPLY SCHEME Durgapur Milk Supply Scheme					3,12,19,957
111	DURGAPUR MILK SUPPLY SCHEME					
Total						3,12,19,957
112	BURDWAN MILK SUPPLY SCHEME Burdwan Milk Supply Scheme					1,52,94,231

STATEMENT NO. 13 - DETAILED STATEMENT OF CAPITAL EXPENDITURE  
DURING AND TO END OF THE YEAR 2002-2003

Name of expenditure		Expdt. During the Year 2002-2003				Expenditure to end of 2002-2003
		Non-Plan	State Plan	Central Plan/ Centrally Sponsored Plan	Total	
1	2 Rs	3 Rs	4 Rs	5 Rs	6 Rs	
C.	Capital Accounts of Economic services					
(a)	Capital Account of Agriculture and Allied Activities					
4404	Capital Outlay on Dairy Development					
112	BURDWAN MILK SUPPLY SCHEME				1,52,94,231	
Total						
113	KRISHNANAGORE MILK SUPPLY SCHEME Krishnagar Milk Supply Scheme		2,68,842	2,68,842	1,69,77,118	
113	KRISHNANAGORE MILK SUPPLY SCHEME		2,68,842	2,68,842	1,69,77,118	
Total			2,68,842	2,68,842	1,69,77,118	
190	Investments in Public Sector and Other Undertakings					
	Investment in Share Capital		16,00,000	16,00,000	1,84,41,000	
	Investments in West Bengal Dairy and Poultry Development Corporation				2,30,51,815	
190	Investments in Public Sector and Other Undertakings			16,00,000	4,14,92,815	
Total			16,00,000	16,00,000	4,14,92,815	
191	Investment in Co-operatives					
	Investment in Share Capital of West Bengal Co-operative Milk Producers Federation Ltd.		47,50,000	47,50,000	4,68,53,300	
191	Investment in Co-operatives		47,50,000	47,50,000	4,68,53,300	
Total			47,50,000	47,50,000	4,68,53,300	
800	Other Expenditure					
	Other Schemes each costing Rs. 1 crore or less				1,02,27,425	
	Long distant Transport				1,54,40,283	
800	Other Expenditure					



STATEMENT NO. 13 - DETAILED STATEMENT OF CAPITAL EXPENDITURE  
DURING AND TO END OF THE YEAR 2002-2003

Name of expenditure		Expdt. During the Year 2002-2003				Expenditure to end of 2002-2003
		Non-Plan	State Plan	Central Plan/ Centrally Sponsored Plan	Total	
1		2 Rs	3 Rs	4 Rs	5 Rs	6 Rs
C.	Capital Accounts of Economic services					
(a)	Capital Account of Agriculture and Allied Activities					
4404	Capital Outlay on Dairy Development					2,56,67,708
Total						
901	Deduct receipts and recoveries on Capital Account					
	Other Schemes each costing Rs. 1 crore or less					-1,02,46,57,167
901	Deduct receipts and recoveries on Capital Account					
Total						-1,02,46,57,167
00			90,85,374			
Total:				90,85,374		75,80,00,306
4404	Capital Outlay on Dairy Development					
Total:			90,85,374	90,85,374		75,80,00,306
4405	Capital Outlay on Fisheries					
101	Inland Fisheries					
	Other Schemes each costing Rs. 1 crore or less					20,00,000
	Share capital contribution to Fishermen's Co-operative Societies for exploitation of Marine resources by mechanisation and improvement of Fishing Crafts			2,00,00,000		4,64,41,200
	Share capital contribution to Primary/Central Fishermen's Co-operative Societies to avail NCDC assistance					9,33,51,650
101	Inland Fisheries					
Total		2,00,00,000		2,00,00,000		14,17,92,850
102	Estuarine/Brackish Water Fisheries					
	Other Schemes each costing Rs. 1 crore or less					

STATEMENT NO. 13 - DETAILED STATEMENT OF CAPITAL EXPENDITURE  
DURING AND TO END OF THE YEAR 2002-2003

Name of expenditure	Expdt. During the Year 2002-2003				Total	Expenditure to end of 2002-2003
	Non-Plan	State Plan	Central Plan/ Centrally Sponsored Plan			
1	2 Rs	3 Rs	4 Rs	5 Rs	6 Rs	
C. Capital Accounts of Economic services						
(a) Capital Account of Agriculture and Allied Activities						
4405 Capital Outlay on Fisheries						4,21,596
102 Estuarine/Brackish Water Fisheries						4,21,596
Total						4,21,596
190 Investments in Public Sector and Other Undertakings						
Other Schemes each costing Rs. 1 crore or less						1,34,91,150
Investment in State Fisheries Development Corporation						1,79,00,000
Share Capital Contribution to West Bengal State Fisheries Development Corporation						1,11,66,200
Share Capital Contribution to Primary/Central Cooperative Fisheries						1,25,63,320
190 Investments in Public Sector and Other Undertakings						5,51,20,670
Total						5,51,20,670
191 Fishermen's Co-operatives						
Other Schemes each costing Rs. 1 crore or less						17,98,500
Share capital contribution to Primary/Central Fishermen's Co-operative Societies to avail NCDC assistance						2,90,59,495
191 Fishermen's Co-operatives						
Total						3,08,57,995
789 Special component plan for SC/ST						

STATEMENT NO. 13 - DETAILED STATEMENT OF CAPITAL EXPENDITURE  
DURING AND TO END OF THE YEAR 2002-2003

1	Expdt. During the Year 2002-2003			5	6
	2	3	4		
Name of expenditure	Non-Plan Rs	State Plan Rs	Central Plan/ Centrally Sponsored Plan Rs	Total Rs	Expenditure to end of 2002-2003 Rs
C.					
(a)					
4405					
Capital Outlay on Fisheries					
Other Schemes each costing Rs. 1 crore or less		96,74,500		96,74,500	1,15,60,700
Contribution to Primary/Central Fishermen's Co-operative Societies to avail NCDC Assistance	1,88,54,000			1,88,54,000	1,88,54,000
Share capital contribution to primary/central fishermen's co-operative societies to avail NCDC assistance					14,71,57,190
789					
Special component plan for SC/ST					
Total	1,88,54,000	96,74,500		2,85,28,500	17,75,71,890
800					
Other Expenditure					
Other Schemes each costing Rs. 1 crore or less					95,09,202
800					
Other Expenditure					
Total					95,09,202
00	3,88,54,000	96,74,500			
Total:				4,85,28,500	41,52,74,203
4405					
Capital Outlay on Fisheries					
Total:	3,88,54,000	96,74,500		4,85,28,500	41,52,74,203
4406					
Capital Outlay on Forestry and Wild Life					
01					
Forestry					
190					
Investments in Public Sector and Other Undertakings					
Other Schemes each costing Rs. 1 crore or less					24,00,000
Commercial Forestry-Investment in the Equity Capital of West Bengal Forest					



STATEMENT NO. 13 - DETAILED STATEMENT OF CAPITAL EXPENDITURE  
DURING AND TO END OF THE YEAR 2002-2003

Name of expenditure	Expdt. During the Year 2002-2003				Total	Expenditure to end of 2002-2003
	Non-Plan	State Plan	Central Plan/ Centrally Sponsored Plan			
1	2 Rs	3 Rs	4 Rs	5 Rs	6 Rs	
C. Capital Accounts of Economic services						
(a) Capital Account of Agriculture and Allied Activities						
4406 Capital Outlay on Forestry and Wild Life Development Corporation Ltd.					5,11,70,955	
Investment in the 50% Share of Authorised Capital of Joint Sector Company					2,87,60,000	
190 Investments in Public Sector and Other Undertakings					8,23,30,955	
Total					8,23,30,955	
800 Other Expenditure Other Schemes each costing Rs. 1 crore or less					13,500	
800 Other Expenditure					13,500	
Total					13,500	
01 Forestry					8,23,44,455	
Total:					8,23,44,455	
4406 Capital Outlay on Forestry and Wild Life						
Total:					8,23,44,455	
4407 Capital Outlay on Plantation						
01 Tea						
190 Investments in Public Sector and Other Undertakings Setting up of West Bengal Tea Development Corporation Ltd.				90,00,000	14,51,80,000	
		90,00,000				
190 Investments in Public Sector and Other Undertakings				90,00,000	14,51,80,000	
Total		90,00,000		90,00,000	14,51,80,000	
01 Tea						
Total:		90,00,000		90,00,000	14,51,80,000	

STATEMENT NO. 13 - DETAILED STATEMENT OF CAPITAL EXPENDITURE  
DURING AND TO END OF THE YEAR 2002-2003

Name of expenditure		Expdt. During the Year 2002-2003				Total	Expenditure to end of 2002-2003
		Non-Plan	State Plan	Central Plan/ Centrally Sponsored Plan			
1		2 Rs	3 Rs	4 Rs	5 Rs	6 Rs	
C.	Capital Accounts of Economic services						
(a)	Capital Account of Agriculture and Allied Activities						
4407	Capital Outlay on Plantation						
60	Others						
800	Other Expenditure						
	Other Schemes each costing Rs. 1 crore or less					7,66,019	
800	Other Expenditure						
Total						7,66,019	
60	Others						
Total:						7,66,019	
4407	Capital Outlay on Plantation						
Total:			90,00,000		90,00,000	14,59,46,019	
4408	Capital Outlay on Food Storage and Warehousing						
800	Other Expenditure						
	Sales Tax and Surcharge on Purchase from F.C.I.					10,32,16,203	
800	Other Expenditure						
Total						10,32,16,203	
00							
Total:						10,32,16,203	
01	Food						
101	Procurement and Supply						
	Other Schemes each costing Rs. 1 crore or less					-90,66,740	
	Supply of Rice at Subsidised rate to the Landless Agricultural Labourers					54,89,76,505	
	Grain Purchase Scheme					7,90,19,84,917	

STATEMENT NO. 13 - DETAILED STATEMENT OF CAPITAL EXPENDITURE  
DURING AND TO END OF THE YEAR 2002-2003

Name of expenditure		Expdt. During the Year 2002-2003				Expenditure to end of 2002-2003
		Non-Plan	State Plan	Central Plan/ Centrally Sponsored Plan	Total	
1		2 Rs	3 Rs	4 Rs	5 Rs	6 Rs
C.	Capital Accounts of Economic services					
(a)	Capital Account of Agriculture and Allied Activities					
4408	Capital Outlay on Food Storage and Warehousing					
	Supply of Food Grains to Police and Wholetime N.V.F. Personnel					3,80,69,85,086
	Sugar Purchase Scheme					27,86,98,986
	Food Grain Storage					4,97,70,762
101	Procurement and Supply					
Total						12,57,73,49,516
190	Investments in Public Sector and Other Undertakings					
	Other Schemes each costing Rs. 1 crore or less					93,00,000
190	Investments in Public Sector and Other Undertakings					
Total						93,00,000
901	Deduct Receipts and Recoveries on Capital Account					
	Other Schemes each costing Rs. 1 crore or less					12,24,27,11,893
901	Deduct Receipts and Recoveries on Capital Account					
Total						12,24,27,11,893
01	Food					
Total:						34,39,37,623
02	Storage and Warehousing					
101	Rural Godown Programmes					
	Other Schemes each costing Rs. 1 crore					



STATEMENT NO. 13 - DETAILED STATEMENT OF CAPITAL EXPENDITURE  
DURING AND TO END OF THE YEAR 2002-2003

Name of expenditure		Expdt. During the Year 2002-2003					Expenditure to end of 2002-2003
		Non-Plan	State Plan	Central Plan/ Centrally Sponsored Plan	Total		
1		2 Rs	3 Rs	4 Rs	5 Rs	6 Rs	
C.	Capital Accounts of Economic services						
(a)	Capital Account of Agriculture and Allied Activities						
4408	Capital Outlay on Food Storage and Warehousing or less					4,73,45,840	
101	Rural Godown Programmes						
Total						4,73,45,840	
190	Investments in Public Sector and Other Undertakings Investment in West Bengal State Warehousing Corporation					3,35,70,000	
190	Investments in Public Sector and Other Undertakings						
Total						3,35,70,000	
789	Special Component Plan for S.C. Other Schemes each costing Rs. 1 crore or less				24,89,286	24,89,286	
			24,89,286				
789	Special Component Plan for S.C.						
Total			24,89,286		24,89,286	24,89,286	
800	Other Expenditure Other Schemes each costing Rs. 1 crore or less				1,85,067	27,06,56,859	
			1,85,067				
	Acquisition of Land						
			35,89,855		35,89,855	1,95,21,235	
	Construction/Reconstruction/Repair etc. of Food Storage Godowns and allied works						
			15,05,424		15,05,424	3,01,60,909	
800	Other Expenditure						
Total			52,80,346		52,80,346	32,03,39,003	
02	Storage and Warehousing						

STATEMENT NO. 13 - DETAILED STATEMENT OF CAPITAL EXPENDITURE  
DURING AND TO END OF THE YEAR 2002-2003

Name of expenditure		Expdt. During the Year 2002-2003				Expenditure to end of 2002-2003
		Non-Plan	State Plan	Central Plan/ Centrally Sponsored Plan	Total	
1		2 Rs	3 Rs	4 Rs	5 Rs	6 Rs
C.	Capital Accounts of Economic services					
(a)	Capital Account of Agriculture and Allied Activities					
4408	Capital Outlay on Food Storage and Warehousing					
Total:			77,69,632		77,69,632	40,37,44,129
4408	Capital Outlay on Food Storage and Warehousing					
Total:			77,69,632		77,69,632	85,08,97,955
4415	Capital Outlay on Agricultural Research and Education					
01	Crop Husbandry					
004	Research Other Schemes each costing Rs. 1 crore or less					1,09,53,031
	Development of Sub-Divisional Adaptive Research Station				5,13,813	1,28,76,332
004	Research		5,13,813		5,13,813	2,38,29,363
Total			5,13,813		5,13,813	42,29,668
277	Education Other Schemes each costing Rs. 1 crore or less					42,29,668
277	Education					42,29,668
Total						42,29,668
01	Crop Husbandry					
Total:			5,13,813		5,13,813	2,80,59,031
02	Soil and Water Conservation					
004	Research Other Schemes each costing Rs. 1 crore or less					30,81,246
004	Research					

STATEMENT NO. 13 - DETAILED STATEMENT OF CAPITAL EXPENDITURE  
DURING AND TO END OF THE YEAR 2002-2003

1	Name of expenditure	Expdt. During the Year 2002-2003				Total	Expenditure to end of 2002-2003
		Non-Plan	State Plan	Central Plan/ Centrally Sponsored Plan			
		2	3	4	5	6	
		Rs	Rs	Rs	Rs	Rs	
C.	Capital Accounts of Economic services						
(a)	Capital Account of Agriculture and Allied Activities						
4415	Capital Outlay on Agricultural Research and Education					30,81,246	
Total						30,81,246	
02	Soil and Water Conservation						
Total:						30,81,246	
4415	Capital Outlay on Agricultural Research and Education						
Total:					5,13,813	3,11,40,277	
			5,13,813				
4425	Capital Outlay on Co-operation						
001	Direction and Administration Other Schemes each costing Rs. 1 crore or less						
			-15,000		-15,000	-15,000	
001	Direction and Administration						
Total			-15,000		-15,000	-15,000	
106	Investments in multi-purpose Rural Co-operatives Other Schemes each costing Rs. 1 crore or less						
			6,69,150		6,69,150	2,04,19,350	
	Warehousing and Marketing Co-operative Investment in Share of Co-operative Marketing Societies				29,50,000	1,92,50,000	
		29,50,000					
	Warehousing and Marketing Co-operatives Establishment of Co-operative Storage Godowns					45,91,66,336	
	Processing of Co-operatives Processing Societies and Cold Storages				2,24,16,000	24,56,27,620	
		2,24,16,000					
	Consumers' Co-operatives Development of Consumers' Co-operatives Urban Consumers' Co-operatives					11,46,22,291	



STATEMENT NO. 13 - DETAILED STATEMENT OF CAPITAL EXPENDITURE  
DURING AND TO END OF THE YEAR 2002-2003

Name of expenditure		Expdt. During the Year 2002-2003				Expenditure to end of 2002-2003
		Non-Plan	State Plan	Central Plan/ Centrally Sponsored Plan	Total	
1	2	3	4	5	6	
	Rs	Rs	Rs	Rs	Rs	
C.	Capital Accounts of Economic services					
(a)	Capital Account of Agriculture and Allied Activities					
4425	Capital Outlay on Co-operation					
	Establishment of Cold Storages					
		63,25,000		63,25,000	4,98,66,000	
106	Investments in multi-purpose Rural Co-operatives					
Total	2,53,66,000	69,94,150		3,23,60,150	90,89,51,597	
107	Investments in Credit Co-operatives					
	Other Schemes each costing Rs. 1 crore or less					
	76,17,422			76,17,422	82,57,422	
	Intregrated Co-operatives Development Project					
	87,04,648			87,04,648	6,13,97,873	
	Investment in Shares of Co-operative Organisation					
		1,94,23,500		1,94,23,500	58,56,41,457	
	Purchase of Debentures of Co-operative Agricultural and Rural Development Banks					
		70,10,205		70,10,205	5,40,77,680	
107	Investments in Credit Co-operatives					
Total	1,63,22,070	2,64,33,705		4,27,55,775	70,93,74,432	
108	Investments in Other Co-operatives					
	State Participation in Share Capital of Rural Electric Co-operatives					
					12,33,77,000	
	Other Co-operatives Development of Unemployed Engineers' Co-operatives					
					1,04,12,877	
108	Investments in Other Co-operatives					
Total					13,37,89,877	
789	Special component plan for SC/ST					
	Other Schemes each costing Rs. 1 crore					

STATEMENT NO. 13 - DETAILED STATEMENT OF CAPITAL EXPENDITURE  
DURING AND TO END OF THE YEAR 2002-2003

Expdt. During the Year 2002-2003

1	Name of expenditure		Expdt. During the Year 2002-2003			6
	2	3	4	5	6	
	Non-Plan Rs	State Plan Rs	Central Plan/ Centrally Sponsored Plan Rs	Total Rs	Expenditure to end of 2002-2003 Rs	
C.	Capital Accounts of Economic services					
(a)	Capital Account of Agriculture and Allied Activities					
4425	Capital Outlay on Co-operation or less					8,36,000
	Investments in Shares of Co-operative Organisation ( Assistance from NABARDS NRC- LTO Fund )					1,10,00,000
789	Special component plan for SC/ST					
Total						1,18,36,000
796	Tribal Areas Sub-Plan Other Schemes each costing Rs. 1 crore or less					
	-15,000			-15,000	6,58,250	
796	Tribal Areas Sub-Plan					
Total	-15,000			-15,000	6,58,250	
800	Other Expenditure Other Schemes each costing Rs. 1 crore or less					
		-3,20,000		-3,20,000	32,80,000	
800	Other Expenditure					
Total		-3,20,000		-3,20,000	32,80,000	
901	Deduct -- Recoveries in Reduction of Expenditure Other Schemes each costing Rs. 1 crore or less					
	-20,000			-20,000	-7,17,93,674	
901	Deduct -- Recoveries in Reduction of Expenditure					
Total	-20,000			-20,000	-7,17,93,674	
00	4,16,53,070	3,30,92,855				
Total:				7,47,45,925	1,69,60,81,482	
4425	Capital Outlay on Co-operation					

STATEMENT NO. 13 - DETAILED STATEMENT OF CAPITAL EXPENDITURE  
DURING AND TO END OF THE YEAR 2002-2003

Name of expenditure 1	Expdt. During the Year 2002-2003			Total 5 Rs	Expenditure to end of 2002-2003 6 Rs
	Non-Plan 2 Rs	State Plan 3 Rs	Central Plan/ Centrally Sponsored Plan 4 Rs		
C.	Capital Accounts of Economic services				
(a)	Capital Account of Agriculture and Allied Activities				
4425	Capital Outlay on Co-operation				
Total: Capital Outlay on Co-operation				7,47,45,925	1,69,60,81,482
	4,16,53,070	3,30,92,855			
4435	Capital Outlay on other Agricultural Programmes				
01	Marketing and Quality Control-Marketing Facilities				
101	Marketing facilities Other Schemes each costing Rs. 1 crore or less				
		44,65,000		44,65,000	1,30,67,302
	Annual Macro Management Mode Work Plan on Agriculture Marketing Development Work				
				1,92,00,000	2,82,00,000
			1,92,00,000		
	Development of Markets				
					7,81,48,312
	Development of Regulated Markets				
					2,14,05,548
101	Marketing facilities				
Total		44,65,000	1,92,00,000	2,36,65,000	14,08,21,162
789	Special component plan for SC/ST Other Schemes each costing Rs. 1 crore or less				
					35,02,881
789	Special component plan for SC/ST				
Total					35,02,881
796	Tribal Areas Sub-Plan Other Schemes each costing Rs. 1 crore or less				
					36,20,069
796	Tribal Areas Sub-Plan				
Total					36,20,069



STATEMENT NO. 13 - DETAILED STATEMENT OF CAPITAL EXPENDITURE  
DURING AND TO END OF THE YEAR 2002-2003

Expdt. During the Year 2002-2003

1	Name of expenditure		Expdt. During the Year 2002-2003			6 Rs
	2 Rs	3 Rs	4 Rs	5 Rs	Expenditure to end of 2002-2003	
C.	Capital Accounts of Economic services					
(a)	Capital Account of Agriculture and Allied Activities					
4435	Capital Outlay on other Agricultural Programmes					
01	Marketing and Quality Control-Marketing Facilities			2,36,65,000	14,79,44,112	
Total:		44,65,000	1,92,00,000			
4435	Capital Outlay on other Agricultural Programmes					
Total:		44,65,000	1,92,00,000	2,36,65,000	14,79,44,112	
Total (a)	8,14,42,070	7,84,82,647	1,92,00,000	17,91,24,717	4,75,28,50,190	
(b)	Capital Account of Rural Development					
4515	Capital Outlay on other Rural Development Programmes					
101	Rural Works Programme Other Schemes each costing Rs. 1 crore or less				97,47,607	
101	Rural Works Programme					
Total					97,47,607	
102	Community Development Housing Scheme in Converted Blocks				10,29,11,239	
102	Community Development					
Total					10,29,11,239	
103	Rural Development Other Schemes each costing Rs. 1 crore or less				26,36,521	
103	Rural Development					
Total					26,36,521	
800	Other Expenditure Other Schemes each costing Rs. 1 crore or less					

STATEMENT NO. 13 - DETAILED STATEMENT OF CAPITAL EXPENDITURE  
DURING AND TO END OF THE YEAR 2002-2003

Name of expenditure		Expdt. During the Year 2002-2003				Expenditure to end of 2002-2003
		Non-Plan	State Plan	Central Plan/ Centrally Sponsored Plan	Total	
1		2 Rs	3 Rs	4 Rs	5 Rs	6 Rs
C.	Capital Accounts of Economic services					
(b)	Capital Account of Rural Development					
4515	Capital Outlay on other Rural Development Programmes					57,59,716
800	Other Expenditure					
Total						57,59,716
00						
Total:						12,10,55,083
4515	Capital Outlay on other Rural Development Programmes					
Total:						12,10,55,083
Total (b)						12,10,55,083
(c)	Capital Account of Special Areas Programme					
4551	Capital Outlay on Hill Areas					
60	OTHER HILL AREAS					
190	INVESTMENT IN PUBLIC SECTOR AND OTHER UNDERTAKINGS					
	SETTING UP OF WEST BENGAL TEA DEVELOPMENT CORPORATION LTD.				60,00,000	8,17,27,426
			60,00,000			
190	INVESTMENT IN PUBLIC SECTOR AND OTHER UNDERTAKINGS					
Total			60,00,000		60,00,000	8,17,27,426
60	OTHER HILL AREAS					
Total:			60,00,000		60,00,000	8,17,27,426
4551	Capital Outlay on Hill Areas					
Total:			60,00,000		60,00,000	8,17,27,426
4575	Capital Outlay on other Special Areas Programmes					
02	BACKWARD AREAS					

STATEMENT NO. 13 - DETAILED STATEMENT OF CAPITAL EXPENDITURE  
DURING AND TO END OF THE YEAR 2002-2003

Expdt. During the Year 2002-2003

1	Name of expenditure	Expdt. During the Year 2002-2003			5	Expenditure to end of 2002-2003
		2	3	4		
		Non-Plan	State Plan	Central Plan/ Centrally Sponsored Plan	Total	2002-2003
		Rs	Rs	Rs	Rs	Rs
C.	Capital Accounts of Economic services					
(c)	Capital Account of Special Areas Programme					
4575	Capital Outlay on other Special Areas Programmes					
800	Other expenditure Infrastructure facilities for development of Sundarban areas under RIDF (RIDF) (SA)				2,15,01,630	2,15,01,630
			2,15,01,630			
800	Other expenditure					
Total			2,15,01,630		2,15,01,630	2,15,01,630
02	BACKWARD AREAS					
Total:			2,15,01,630		2,15,01,630	2,15,01,630
60	OTHERS					
800	OTHER EXPENDITURE Other Schemes each costing Rs. 1 crore or less				26,41,678	1,64,64,148
			26,41,678			
	DEVELOPMENT OF DIGHA					
			1,21,04,978		1,21,04,978	21,24,81,415
	SOCIAL WELFARE SECTOR					
			2,43,88,981		2,43,88,981	11,21,72,913
	IRRIGATION AND FLOOD CONTROL SECTOR RIVER TRAINING ETC.					
			85,24,231		85,24,231	3,81,45,349
	P.W. (ROADS) SECTOR					
			6,06,83,890		6,06,83,890	54,32,36,666
	ROAD SECTOR (i) CONSTRUCTION/STRENGTHENING OF ROAD, BRIDGE, CULVERT, JETTY					
			6,96,77,624		6,96,77,624	23,58,15,694
	POWER SECTOR CREATION OF ENERGY SERVICES					
			44,10,900		44,10,900	4,89,53,900
	HEALTH AND FAMILY WELFARE SECTOR RENOVATION OF HEALTH CENTRES					
					36,06,320	1,77,74,270



STATEMENT NO. 13 - DETAILED STATEMENT OF CAPITAL EXPENDITURE  
DURING AND TO END OF THE YEAR 2002-2003

1	Expdt. During the Year 2002-2003					6
	2	3	4	5	6	
Name of expenditure	Non-Plan Rs	State Plan Rs	Central Plan/ Centrally Sponsored Plan Rs	Total Rs	Expenditure to end of 2002-2003 Rs	
C.						
(c)						
4575						
Capital Accounts of Economic services						
Capital Account of Special Areas Programme						
Capital Outlay on other Special Areas Programmes		36,06,320				
						1,00,47,000
						80,11,32,019
800						
OTHER EXPENDITURE						
Total		18,60,38,602		18,60,38,602		2,03,62,23,374
901						
Deduct Recoveries						
Other Schemes each costing Rs. 1 crore or less						-36,11,898
901						
Deduct Recoveries						
Total						-36,11,898
60						
OTHERS						
Total:		18,60,38,602		18,60,38,602		2,03,26,11,476
4575						
Capital Outlay on other Special Areas Programmes						
Total:		20,75,40,232		20,75,40,232		2,05,41,13,106
Total (c)		21,35,40,232		21,35,40,232		2,13,58,40,532
(d)						
Capital Account of Irrigation and Flood Control						
4701						
Capital Outlay on Major and Medium Irrigation						
01						
Major Irrigation-Commercial						
101						
Mayurakshi Reservoir Project						
Other Schemes each costing Rs. 1 crore or less						
Capital Outlay on Major and Medium						

STATEMENT NO. 13 - DETAILED STATEMENT OF CAPITAL EXPENDITURE  
DURING AND TO END OF THE YEAR 2002-2003

Expdt. During the Year 2002-2003

1	Name of expenditure	Expdt. During the Year 2002-2003			Total 5 Rs	Expenditure to end of 2002-2003 6 Rs
		Non-Plan 2 Rs	State Plan 3 Rs	Central Plan/ Centrally Sponsored Plan 4 Rs		
	C.					
	(d)					
	Capital Accounts of Economic services					
	Capital Account of Irrigation and Flood Control					
4701	Capital Outlay on Major and Medium Irrigation					
101	Mayurakshi Reservoir Project					
Total						
102	Kangsabati Reservoir Project Direction and Administration		6,77,75,174		6,77,75,174	78,02,09,783
	Machinery and equipment					2,70,49,377
	Suspense		25,66,184		25,66,184	18,98,58,172
	Kangsabati Reservoir Project (I.W)		-16,79,397		-16,79,397	2,18,34,67,808
	Kangsabati Irrigation Schemes (AIBP)					20,56,24,433
	Ninth Plan Committed Expenditure in respect of completed Kangsabati Reservoir Project		11,22,05,322		11,22,05,322	11,22,05,322
102	Kangsabati Reservoir Project		18,08,67,282		18,08,67,282	3,49,84,14,894
Total						
103	Damodar Valley Project Other Schemes each costing Rs. 1 crore or less		98,09,328		98,09,328	-35,85,71,203
	D.V. irrigation Flood Control Scheme (i) Additional Expenditure on irrigation and Flood Control other than interest					7,55,84,565
	(iii) Water Courses [IW]					29,27,95,966
	D.V. Irrigation Scheme (i) Government's Share of expenditure on Irrigation and Flood Control excluding interest				-30,99,400	1,78,59,71,057

STATEMENT NO. 13 - DETAILED STATEMENT OF CAPITAL EXPENDITURE  
DURING AND TO END OF THE YEAR 2002-2003

Expdt. During the Year 2002-2003

1	Name of expenditure			Total	Expenditure to end of 2002-2003
	Non-Plan	State Plan	Central Plan/ Centrally Sponsored Plan		
	2 Rs	3 Rs	4 Rs	5 Rs	6 Rs
C.	Capital Accounts of Economic services				
(d)	Capital Account of Irrigation and Flood Control				
4701	Capital Outlay on Major and Medium Irrigation				
		-30,99,400			
103	Damodar Valley Project				
Total		67,09,928		67,09,928	1,79,57,80,385
104	Teesta Barrage Project Other Schemes each costing Rs. 1 crore or less				
	Direction and Administration				
		19,08,99,811		19,08,99,811	1,01,03,18,160
	Machinery and Equipment				
		1,33,68,589		1,33,68,589	16,53,75,636
	Suspense				
		22,04,469		22,04,469	6,92,40,96,807
	Wages & Works for Teesta Barrage Project				
		19,27,69,820		19,27,69,820	1,48,85,08,368
	Teesta Barrage Project (AIBP)				
		7,81,42,647		7,81,42,647	65,34,51,434
104	Teesta Barrage Project				
Total		47,73,85,335		47,73,85,335	10,24,17,50,404
107	Modernisation of Kangsabati Reservoir Project				
	Modernisation of Kangsabati Reservoir Project				
					1,37,51,411
107	Modernisation of Kangsabati Reservoir Project				
Total					1,37,51,411
109	Subarnarekha Barrage Project Other Schemes each costing Rs. 1 crore or less				
				9,59,615	21,22,947



STATEMENT NO. 13 - DETAILED STATEMENT OF CAPITAL EXPENDITURE  
DURING AND TO END OF THE YEAR 2002-2003

Name of expenditure		Expdt. During the Year 2002-2003				Expenditure to end of 2002-2003
		Non-Plan	State Plan	Central Plan/ Centrally Sponsored Plan	Total	
1	2	3	4	5	6	
	Rs	Rs	Rs	Rs	Rs	
C.	Capital Accounts of Economic services					
(d)	Capital Account of Irrigation and Flood Control					
4701	Capital Outlay on Major and Medium Irrigation					
		9,59,615				
	Direction and Administration					
		1,71,78,481		1,71,78,481	23,22,48,536	
	Suspense				1,36,39,253	
	Works for Subarnarekha Barrage					
		78,07,361		78,07,361	9,33,40,553	
109	Subarnarekha Barrage Project					
Total		2,59,45,457		2,59,45,457	34,13,51,289	
113	Special Repairs of Existing Irrigation Project					
	Mayurakshi Reservoir Project					
		39,09,062		39,09,062	37,60,35,334	
	Barrage & Irrigation System of D.V. Project					
		19,66,921		19,66,921	1,43,95,140	
113	Special Repairs of Existing Irrigation Project					
Total		58,75,983		58,75,983	39,04,30,474	
116	Scheme under NABARD-RIDF-III					
	Schemes under RIDF-IV and New Programme under RIDF					
		72,10,552		72,10,552	4,91,90,304	
116	Scheme under NABARD-RIDF-III					
Total		72,10,552		72,10,552	4,91,90,304	
900	Deduct Recoveires					
	Other Schemes each costing Rs. 1 crore or less					
					-1,37,29,53,713	
900	Deduct Recoveires					

STATEMENT NO. 13 - DETAILED STATEMENT OF CAPITAL EXPENDITURE  
DURING AND TO END OF THE YEAR 2002-2003

Name of expenditure		Expdt. During the Year 2002-2003				Expenditure to end of 2002-2003
		Non-Plan	State Plan	Central Plan/ Centrally Sponsored Plan	Total	
1		2 Rs	3 Rs	4 Rs	5 Rs	6 Rs
C.	Capital Accounts of Economic services					
(d)	Capital Account of Irrigation and Flood Control					
4701	Capital Outlay on Major and Medium Irrigation					
Total						-1,37,29,53,713
01	Major Irrigation-Commercial					
Total:		70,39,94,537		70,39,94,537		14,95,77,15,448
03	Medium Irrigation-Commercial					
101	Saharajore Irrigation Project					
	Sahajore Irrigation Project					1,89,64,908
101	Saharajore Irrigation Project					
Total						1,89,64,908
102	Hinglow Irrigation Project					
	Other Schemes each costing Rs. 1 crore or less					
	Irrigation Scheme					2,44,52,021
	Hinglo Irrigation Project					13,66,37,635
102	Hinglow Irrigation Project					
Total						16,10,89,656
800	Other Schemes					
	Other Schemes each costing Rs. 1 crore or less					1,49,01,365
	Damodar Canal Project					1,28,19,313
800	Other Schemes					
Total						2,77,20,678
03	Medium Irrigation-Commercial					
Total:						20,77,75,242

STATEMENT NO. 13 - DETAILED STATEMENT OF CAPITAL EXPENDITURE  
DURING AND TO END OF THE YEAR 2002-2003

Name of expenditure		Expdt. During the Year 2002-2003				Expenditure to end of 2002-2003
		Non-Plan	State Plan	Central Plan/ Centrally Sponsored Plan	Total	
1	2	3	4	5	6	
	Rs	Rs	Rs	Rs	Rs	
C.	Capital Accounts of Economic services					
(d)	Capital Account of Irrigation and Flood Control					
4701	Capital Outlay on Major and Medium Irrigation					
04	MAJOR IRRIGATION-NON-COMMERCIAL					
101	Medium Irrigation Schemes Other Schemes each costing Rs. 1 crore or less				74,69,098	66,53,17,211
		74,69,098				
	Development of River Research Institution					1,53,29,919
	Beko Irrigation Scheme, Purulia	4,30,337			4,30,337	1,00,58,213
	Patloi Irrigation Scheme, Purulia	65,31,479			65,31,479	3,57,03,259
	Tatko Irrigation Scheme, Purulia	14,71,860			14,71,860	1,43,31,929
	Futiary Irrigation Scheme, Purulia	16,11,298			16,11,298	9,68,52,061
	Hanumata Irrigation Scheme, Purulia	31,76,249			31,76,249	3,58,23,329
	Ramchandrapur Irrigation Scheme, Purulia					1,03,32,035
	Special Repairs to completed Medium Irrigation (a) Midnapore Canal				43,54,047	1,20,26,564
		43,54,047				
	(a) Jungle Mahal Gravity Irrign. Schemes, burdwan					2,31,74,306
	Ranichawk Pump Irrigation-cum-Drainage Scheme in P.S. Ghatal, District Midnapore				-62,68,965	1,13,95,391
		-62,68,965				
	Tatko Irrigation Scheme				21,43,839	2,64,82,693



STATEMENT NO. 13 - DETAILED STATEMENT OF CAPITAL EXPENDITURE  
DURING AND TO END OF THE YEAR 2002-2003

Expdt. During the Year 2002-2003

1	Name of expenditure		Expdt. During the Year 2002-2003		5	Expenditure to end of 2002-2003
	2	3	4	6		
	Non-Plan Rs	State Plan Rs	Central Plan/ Centrally Sponsored Plan Rs	Total Rs	Rs	
C.	Capital Accounts of Economic services					
(d)	Capital Account of Irrigation and Flood Control					
4701	Capital Outlay on Major and Medium Irrigation					
		21,43,839				
	Schemes under NABARD-RIDF					
		66,36,405		66,36,405		3,24,12,132
	Barabhum Irrigation Scheme, Purulia					
						2,39,96,945
101	Medium Irrigation Schemes					
Total		2,75,55,645		2,75,55,645		1,01,32,35,985
04	MAJOR IRRIGATION-NON-COMMERCIAL					
Total:		2,75,55,645		2,75,55,645		1,01,32,35,985
80	General					
800	Other Expenditure					
	Lump provision to Zilla Parishads / Urban Local Bodies for Capital Works					
						5,15,10,000
800	Other Expenditure					
Total						5,15,10,000
80	General					
Total:						5,15,10,000
4701	Capital Outlay on Major and Medium Irrigation					
Total:		73,15,50,182		73,15,50,182		16,23,02,36,675
4702	Capital Outlay on Minor Irrigation					
101	Surface water					
	Other Schemes each costing Rs. 1 crore or less					
						5,48,98,377
	West Bengal Project on Dev. of minor Irrigation River-Lift Irrigation					
						3,06,37,558

STATEMENT NO. 13 - DETAILED STATEMENT OF CAPITAL EXPENDITURE  
DURING AND TO END OF THE YEAR 2002-2003

1	Expdt. During the Year 2002-2003					Expenditure to end of 2002-2003 6 Rs
	Name of expenditure		Central Plan/ Centrally Sponsored Plan	Total		
	Non-Plan 2 Rs	State Plan 3 Rs	4 Rs	5 Rs		
	C. Capital Accounts of Economic services					
	(d) Capital Account of Irrigation and Flood Control					
4702	Capital Outlay on Minor Irrigation					
	Minor Irrigation-River-Lift-Irrigation					
					10,42,68,895	
					CONVERSION OF DIESEL OPERATED RIVER LIFT IRRIGATION SCHEMES INTO ELECTRICALLY OPERATED ONES (ii) RIDP PROJECT OF NABARD ON DEVELOPMENT OF MI (B) COMPLETION OF INCOMPLITE SCHEM	5,86,28,537
					DIESEL OPERATED MINI RLI SCHEMES-RIDF PROJECT-II OF NABARD SCHEMES-STATE SHARE	7,67,79,153
					River Lift Irrigation	3,77,81,837
					SURFACE DRAINAGE AND IRRIGATION SCHEMES	77,13,034
					RIVER LIFT IRRIGATION	5,50,17,621
					SURFACE DRAINAGE AND IRRIGATION SCHEMES	2,02,95,053
					CONVERSION OF DIESEL RUN RIVER LIFT IRRIGATION SCHEMES IN TO ELECTRICALLY OPERATED SCHEMES	4,79,11,285
					DIESEL OPERATED MAJOR RLI SCHEMES-RIDF PROJECT-II OF NABARD SCHEMES-STATE SHARE	5,59,64,114
					DIESEL OPERATED MAJOR RLI SCHEMES-RIDF PROJECT-II OF NABARD SCHEMES-STATE SHARE	2,25,85,853
					CONVERSION OF DIESEL RIVER LIFT IRRIGATION SCHEMES INTO ELECTRICALLY OPERATED SCHEMES	1,27,98,194
					RIVER LIFT IRRIGATION (ii) RIDF PROJECT	

STATEMENT NO. 13 - DETAILED STATEMENT OF CAPITAL EXPENDITURE  
DURING AND TO END OF THE YEAR 2002-2003

Name of expenditure		Expdt. During the Year 2002-2003				Expenditure to end of 2002-2003
		Non-Plan	State Plan	Central Plan/ Centrally Sponsored Plan	Total	
1		2 Rs	3 Rs	4 Rs	5 Rs	6 Rs
C.	Capital Accounts of Economic services					
(d)	Capital Account of Irrigation and Flood Control					
4702	Capital Outlay on Minor Irrigation					
	OF NABARD ON DEVELOPMENT OF MINOR IRRIGATION (b) COMPLETION OF INCOMPLETE SCHEMES OUTSIDE WBMIP-PUMP HOUSE AND PIPE LINE (b) STATE SHAR					4,96,94,595
	RIVER LIFT IRRIGATION-(ii) RIDF PROJECT ON DEVELOPMENT OF MINOR IRRIGATION (A) COMPLETION OF INCOMPLETE SCHEMES OF WBMIP (a) NABARD LOAN					1,83,83,767
	RIVER LIFT IRRIGATION (ii) RIDF PROJECT OF NABARD ON DEVELOPMENT OF MINOR IRRIGATION (B) COMPLETION OF INCOMPLETE SCHEMES OUTSIDE WBMIP-PUMP HOUSE AND PIPELINE (a) NABARD LOAN					3,18,35,882
	CONVERSION OF DIESEL OPERATED RIVER LIFT IRRIGATION SCHEMES INTO ELECTRICALLY OPERATED ONES (ii) RIDF PROJECT OF NABARD ON DEVELOPMENT OF MINOR IRRIGATION (B) COMPLETION OF					2,49,85,429
	CONVERSION OF DIESEL OPERATED RIVER LIFT IRRIGATION SCHEMES INTO ELECTRICALLY OPERATED ONES (ii) RIDF PROJECT OF NABARD ON DEVELOPMENT OF MINOR IRRIGATION (B) COMPLETION OF					1,77,26,962
	RIVER LIFT IRRIGATION (ii) RIDF PROJECT OF NABARD ON DEV. OF MI (A) COMPLETION OF INCOMPLETE SCHEMES OF WBMIP (a) NABARD LOAN					1,73,80,968
	RIVER LIFT IRRIGATION (ii) RIDF PROJECT OF NABARD ON DEV. OF MI (B) COMPLETION OF INCOMPLETE SCHEMES OUTSIDE WBMIP-PUMP HOUSE AND PIPE LINES (b) STATE SHARE					1,30,28,464
	Capital Outlay on Minor Irrigation					



STATEMENT NO. 13 - DETAILED STATEMENT OF CAPITAL EXPENDITURE  
DURING AND TO END OF THE YEAR 2002-2003

Name of expenditure		Expdt. During the Year 2002-2003			Total	Expenditure to end of 2002-2003
		Non-Plan	State Plan	Central Plan/ Centrally Sponsored Plan		
1		2 Rs	3 Rs	4 Rs	5 Rs	6 Rs
C.	Capital Accounts of Economic services					
(d)	Capital Account of Irrigation and Flood Control					
4702	Capital Outlay on Minor Irrigation					
	DIESEL OPERATED MINI RLI ELECTRONICS RIDF PROJECT-II OF NABARD ON DEVELOPMENT OF MI (a) NABARD LOAN					3,08,28,880
	COMPLETION OF INCOMPLETE SCHEME OUTSIDE W B M I P (a) NABARD LOAN COST OF ENERGISATION TO BE PAID TO W B S E B MAJOR WORKS					4,23,15,213
101	Surface water					
Total			6,27,30,655		6,27,30,655	1,75,59,77,014
102	Ground Water					
	Other Schemes each costing Rs. 1 crore or less				57,980	2,75,64,116
	DEEP TUBEWELL IRRIGATION SC- SPECIAL COMPONENT PLAN FOR SCHEDULE CASTES		57,980			2,89,55,488
	DRILLING OF NEW TUBEWELL IN PLACE					1,30,84,420
	DEEP TUBEWELL IRRIGATION					
			1,04,44,880		1,04,44,880	54,26,66,530
	DEEP TUBEWELL IRRIGATION-----SP.COM.PLAN					75,37,36,545
	DEEP TUBEWELL AND MEDIUM DUTY TUBEWELLS-					3,65,82,137
	DEEP TUBEWELL & IRRIGATION (ii) RIDF PROJECT OF NABARD ON DEV. OF MINOR IRRIGATION COMPLETION OF INCOMP. SCHEME UNDER WBMIP (a) NABARD LOAN					5,25,42,445
	DEEP TUBEWELL AND MEDIUM DUTY TUBEWELL					

STATEMENT NO. 13 - DETAILED STATEMENT OF CAPITAL EXPENDITURE  
DURING AND TO END OF THE YEAR 2002-2003

Name of expenditure		Expdt. During the Year 2002-2003				Expenditure to end of 2002-2003
		Non-Plan	State Plan	Central Plan/ Centrally Sponsored Plan	Total	
1		2 Rs	3 Rs	4 Rs	5 Rs	6 Rs
C.	Capital Accounts of Economic services					
(d)	Capital Account of Irrigation and Flood Control					
4702	Capital Outlay on Minor Irrigation					
	- NABARD LOAN					34,72,91,045
	PRIVATE TUBEWELLS INCLUDING FILTER POINTS					3,02,41,828
102	Ground Water					
Total		1,05,02,860		1,05,02,860		1,83,26,64,554
190	Investments in Public Sector and other Undertakings					
	INV. IN PUBLIC SECTOR AND OTHER UNDERTAKINGS-CONT. TO SHARE CAPITAL WBSMIC					11,99,00,000
190	Investments in Public Sector and other Undertakings					
Total						11,99,00,000
789	Special component plan for SC/ST Other Schemes each costing Rs. 1 crore or less					
			56,992		56,992	3,86,76,397
	RIVER LIFT, IRRIGATION					6,82,31,550
	MIEWEL OPERATED MINI RLI SCHEMES RIDP PROJECT-II OF NABARD ON DEVELOPMENT OF MI (a) NABARD LOAN					2,36,91,913
	DIESEL OPERATED MAJOR RLI SCHEMES RIDF PROJECT-II OF NABARD -NABARD LOAN					1,48,99,333
	COST OF ENERGISATION OF HDTW AND MDTW TO BE PAID TO WBSEB RIDF PROJECT-II OF NABARD ON DEVELOPMENT OF MI NAQBARD LOAN					1,37,09,166

STATEMENT NO. 13 - DETAILED STATEMENT OF CAPITAL EXPENDITURE  
DURING AND TO END OF THE YEAR 2002-2003

Name of expenditure		Expdt. During the Year 2002-2003				Total	Expenditure to end of 2002-2003
		Non-Plan	State Plan	Central Plan/ Centrally Sponsored Plan			
1		2 Rs	3 Rs	4 Rs	5 Rs	6 Rs	
C.	Capital Accounts of Economic services						
(d)	Capital Account of Irrigation and Flood Control						
4702	Capital Outlay on Minor Irrigation						
789	Special component plan for SC/ST				56,992	15,92,08,359	
Total			56,992				
796	Tribal Areas Sub-Plan						
	Other Schemes each costing Rs. 1 crore or less				4,01,889	2,00,67,428	
			4,01,889				
	MINOR IRRIGATION SURFACE DRAINAGE AND IRRIGATION SCHEME				6,80,601	17,55,36,506	
			6,80,601				
796	Tribal Areas Sub-Plan						
Total			10,82,490		10,82,490	19,56,03,934	
800	Other Expenditure						
	Other Schemes each costing Rs. 1 crore or less				6,93,347	2,25,94,312	
			6,93,347				
	WORLD BANK PROJECT ON DEVELOPMENT OF MINOR IRRIGATION CONSTRUCTION OF ADMINISTRATIVE BUILDINGS ETC.					17,01,95,141	
	SCHEME FOR OPTIMISATION OF IRRIGATION CAPACITIES OF MINOR IRRIGATION SCHEME					3,48,22,348	
	CONSTRUCTION OF STORE-CUM-INSPECTION BUNGLOW				53,83,825	2,75,49,787	
			53,83,825				
	EQUIPMENT FOR STATE WATER INVESTIGATION DIRECTORATE (STATE'S SHARE)				4,268	2,63,25,328	
			4,268				
	SURVEY AND INVESTIGATION OF GROUND WATER AND SURFACE WATER RESOURCES					6,26,96,342	
	CONSTRUCTION OF OFFICE BUILDINGS AT THE DISTRICT AND SUBDIVISIONAL LEVELS UNDER THE DEPARTMENT OF AGRICULTURE				1,91,61,076	10,58,12,142	





STATEMENT NO. 13 - DETAILED STATEMENT OF CAPITAL EXPENDITURE  
DURING AND TO END OF THE YEAR 2002-2003

Name of expenditure		Expdt. During the Year 2002-2003					Expenditure to end of 2002-2003
		Non-Plan	State Plan	Central Plan/ Centrally Sponsored Plan	Total		
1		2 Rs	3 Rs	4 Rs	5 Rs	6 Rs	
C.	Capital Accounts of Economic services						
(d)	Capital Account of Irrigation and Flood Control						
4705	Capital Outlay on Command Area Development						
796	Tribal Areas Sub-Plan				2,23,993	25,61,400	
Total			2,23,993				
799	SUSPENSE Other Schemes each costing Rs. 1 crore or less						
		-42,66,488			-42,66,488	20,64,259	
799	SUSPENSE						
Total		-42,66,488			-42,66,488	20,64,259	
800	Other Expenditure Other Schemes each costing Rs. 1 crore or less						
	COMMAND AREA DEVELOPMENT PROGRAMME IN SELECTED AREAS IN WEST BENGAL				99,50,728	11,16,81,910	
				99,50,728			
	COMMAND AREA DEVELOPMENT PROGRAMME		2,27,30,577		2,27,30,577	43,80,97,436	
800	Other Expenditure						
Total			2,27,30,577	99,50,728	3,26,81,306	54,97,79,347	
00		-42,66,488	2,43,29,616	99,50,728			
Total:					3,00,13,857	56,43,24,833	
4705	Capital Outlay on Command Area Development						
Total:		-42,66,488	2,43,29,616	99,50,728	3,00,13,857	56,43,24,833	
4711	Capital Outlay on Flood Control Projects						
01	Flood Control						
103	Civil Works Other Schemes each costing Rs. 1 crore or less						
			76,73,573	5,071	76,78,644	2,22,46,67,256	

STATEMENT NO. 13 - DETAILED STATEMENT OF CAPITAL EXPENDITURE  
DURING AND TO END OF THE YEAR 2002-2003

Name of expenditure	Expdt. During the Year 2002-2003				Total	Expenditure to end of 2002-2003
	Non-Plan	State Plan	Central Plan/ Centrally Sponsored Plan			
1	2 Rs	3 Rs	4 Rs	5 Rs	6 Rs	
C. Capital Accounts of Economic services						
(d) Capital Account of Irrigation and Flood Control						
4711 Capital Outlay on Flood Control Projects						
FLOOD PROTECTION EMBANKMENT ON RIGHT BANK OF RIVER TEESTA AT BURIGRAM, COOCHBEHAR.					2,62,68,260	
North Bengal River Commission and Execution of Flood Control Schemes				4,38,53,888	1,41,45,23,083	
		4,38,53,888				
Anti-erosion Schemes at different location in sunderbans area, 24-parganas (S)				9,58,987	2,29,71,600	
		9,58,987				
River training works along right bank of Rupnarayan river at places in Dist. of Midnapore				4,56,651	1,06,04,282	
		4,56,651				
Bank protection works along river Haldi, Dist. Midnapore (Several Schemes)				3,59,987	1,15,19,250	
		3,59,987				
Mahananda embankment Scheme in the Dist of Malda				7,30,598	23,76,49,245	
		7,30,598				
Anti-erosion works at different places of river Fulahar in P.S. Harishchandrapur at Ratua					1,67,26,128	
Bank protection works on both banks of river Bhagirathi in the Dist. of Murshidabad and Nadia					2,42,92,142	
Protection work on the right bank of river Hooghly in Howrah Dist. (Ganga Ghat)				3,82,674	1,26,64,169	
		3,82,674				
Construction of Circuit Embankment to protect Bhutoidiara area in P.S.					2,90,57,290	



STATEMENT NO. 13 - DETAILED STATEMENT OF CAPITAL EXPENDITURE  
DURING AND TO END OF THE YEAR 2002-2003

Name of expenditure		Expdt. During the Year 2002-2003				Expenditure to end of 2002-2003
		Non-Plan	State Plan	Central Plan/ Centrally Sponsored Plan	Total	
1	2	3	4	5	6	
	Rs	Rs	Rs	Rs	Rs	
C.	Capital Accounts of Economic services					
(d)	Capital Account of Irrigation and Flood Control					
4711	Capital Outlay on Flood Control Projects Manickchak, Dist Malda					
	New bank protection, anti-erosion schemes under Nadia Irrgn. Division					1,39,38,135
	Protection works at different riches on the right bank of Old Cosseye during IX Plan period (Group of Schemes)					1,11,56,741
	Anti-erosion works on the bank of river Damodar, Hooghly (Group of Schemes)					1,10,98,323
	Protection work to right bank of river Bhagirathi at Narayanpur Samayaloara near Patuli town, Burdwan					1,25,26,521
	Department Execution on Flood Control Schemes finance by HUDCO			14,62,21,169		35,62,84,911
	Protection of right bank of river Ganga and Padma downstream of Farakka Barrage up to Jalangi in the Dist. of Murshidabad (TFC)					19,22,95,399
	Anti-erosion schemes on river Ganga downstream in the Dist. of Murshidabad (TFC)					14,21,16,320
	Protection works on the r/b of R. Ganga/Padma d/s of Farakka Barrage upto Jalangi bazar, Murshidabad					6,00,18,483
	Protection works on the l/b of R. Ganga u/s of Farakka Barrage upto Manickchak ghat. Malda					4,15,37,412

STATEMENT NO. 13 - DETAILED STATEMENT OF CAPITAL EXPENDITURE  
DURING AND TO END OF THE YEAR 2002-2003

Name of expenditure		Expdt. During the Year 2002-2003				Expenditure to end of 2002-2003
		Non-Plan	State Plan	Central Plan/ Centrally Sponsored Plan	Total	
1	2 Rs	3 Rs	4 Rs	5 Rs	6 Rs	
C.	Capital Accounts of Economic services					
(d)	Capital Account of Irrigation and Flood Control					
4711	Capital Outlay on Flood Control Projects					
	Construction of retired embankment in the left bank of river Ganga including protection works on channel portion of Aswinitola from 0.00 M to 1500 M.Ps. Manikchak. Malda					7,02,53,390
	Scheme under NABARD-RIDF Lump provision					4,81,16,491
	AIBP and Spl. grant Spl. problems on Ganga/Padma erosion-antierosion and Flood protection scheme on the river Ganqa/Padma in the Dist. of Malda					18,37,56,077
	AIDP and Spl. Grant Spl. problems on Ganga/Padma erosion-antierosion and flood protection schemes on the river Ganqa/Padma in the Dist. Murshidabad			48,85,655		12,77,39,161
	Protection on the left bank of river Chel for preventing avulsion of the river in to river Kamlai					1,00,79,019
	Scheme sanction under RIDF-IV					
		2,18,85,853		2,18,85,853		17,97,94,011
	Other anti-erosion schemes on the river of Ganga/Padma in the District of Murshidabad			71,53,990		10,85,39,184
		71,53,990				
	Other anti-erosion schemes on the river of Ganga/Padma in the District of Malda			11,90,233		2,05,33,548
		11,90,233				
	Anti Erosion and Flood Protection Schemes on Ganga/Padma in the district of Murshidabad and Malda					19,47,96,288



STATEMENT NO. 13 - DETAILED STATEMENT OF CAPITAL EXPENDITURE  
DURING AND TO END OF THE YEAR 2002-2003

Name of expenditure		Expdt. During the Year 2002-2003					Expenditure to end of 2002-2003
		Non-Plan	State Plan	Central Plan/ Centrally Sponsored Plan	Total		
1		2 Rs	3 Rs	4 Rs	5 Rs	6 Rs	
C.	Capital Accounts of Economic services						
(d)	Capital Account of Irrigation and Flood Control						
4711	Capital Outlay on Flood Control Projects						
	Critical anti-erosion and flood protection works on Ganga/Padma in Murshidabad District as per award of 11th Finance Commission				13,05,04,343	17,46,07,331	
			13,05,04,343				
	Critical anti-erosion works in the Ganga Basin states - Centrally Sponsored Schemes (CCS)				6,57,96,731	20,85,38,208	
			6,57,96,731				
103	Civil Works						
Total			43,20,54,333	5,071	43,20,59,404	6,19,86,67,659	
800	Other Expenditure (Each Flood Control Project will be a Minor Head)						
	Lump provision to Zilla Parishads / Urban Local Bodies for Capital Works (GLV)					14,90,76,202	
800	Other Expenditure (Each Flood Control Project will be a Minor Head)						
Total						14,90,76,202	
01	Flood Control						
Total:			43,20,54,333	5,071	43,20,59,404	6,34,77,43,861	
02	Sea Erosion Projects						
103	Civil Works						
	Other Schemes each costing Rs. 1 crore or less				37,50,355	1,88,99,372	
			37,50,355				
	Anti - Sea Erosion Work Along Coastal Reaches of 24 - Parganas				1,19,000	7,75,07,204	
			1,19,000				
	Raising & Strengthening of Sea - dyke Sch. H. D. Embkt. SE Eastern Circle Sea Erosion Project				8,68,655	1,07,53,801	



STATEMENT NO. 13 - DETAILED STATEMENT OF CAPITAL EXPENDITURE  
DURING AND TO END OF THE YEAR 2002-2003

Name of expenditure		Expdt. During the Year 2002-2003				Expenditure to end of 2002-2003
		Non-Plan	State Plan	Central Plan/ Centrally Sponsored Plan	Total	
1	2	3	4	5	6	
	Rs	Rs	Rs	Rs	Rs	
C.	Capital Accounts of Economic services					
(d)	Capital Account of Irrigation and Flood Control					
4711	Capital Outlay on Flood Control Projects					
		8,68,655				
	Critical anti-sea erosion works in coastal states - Centrally Sponsored Schemes				2,19,17,146	
103	Civil Works					
Total		47,38,010		47,38,010	12,90,77,523	
02	Sea Erosion Projects					
Total:		47,38,010		47,38,010	12,90,77,523	
03	Drainage					
103	Civil Works					
	Other Schemes each costing Rs. 1 crore or less			70,94,832	51,64,25,043	
		70,94,832				
	Dubda Basin Drainage Scheme				8,40,44,650	
	Urgant Development in Sundarbans, Dist. 24 Parganas (S)			4,25,67,222	82,34,12,046	
		4,25,15,006	52,215			
	Improvement of wooden bridge under Canals Divn. Dist. 24 Pgs			8,92,661	2,14,85,158	
		8,92,661				
	East Mograhat Basin Drainage Scheme, Dist. 24 Pgs.				20,42,84,603	
	West Mograhat Drainage Scheme				4,60,19,238	
	Nowai Basin Drainage Scheme in the Dist. 24 Pgs				6,29,88,304	
	Kata Khali Drainage Scheme, Dist. 24 Pgs.				1,27,52,390	

STATEMENT NO. 13 - DETAILED STATEMENT OF CAPITAL EXPENDITURE  
DURING AND TO END OF THE YEAR 2002-2003

Name of expenditure		Expdt. During the Year 2002-2003				Expenditure to end of 2002-2003
		Non-Plan	State Plan	Central Plan/ Centrally Sponsored Plan	Total	
1	2 Rs	3 Rs	4 Rs	5 Rs	6 Rs	
C.	Capital Accounts of Economic services					
(d)	Capital Account of Irrigation and Flood Control					
4711	Capital Outlay on Flood Control Projects					
	Jamuna Basin Drainage Scheme in Nadia and 24 Pgs.					
		23,76,041		23,76,041	8,65,66,179	
	Balarampur Khal Drainage Scheme, 24 Pgs.					
					1,55,29,078	
	Haroa Kultigang Basin Drainage Scheme including Nonagong Basin area-Phase, Dist. 24 Pgs.					
		5,49,452		5,49,452	6,80,17,995	
	Construction of additional Pump House at Uttarbhag, Dist. 24 Pgs.					
					1,52,14,397	
	(a) Improvement of Lower Damodar Area					
		30,44,447		30,44,447	50,11,41,282	
	(b) Revised Lower Damodar Scheme in Hooghly and Howrah					
		1,27,44,930		1,27,44,930	4,01,81,060	
	Kendu Basin Drainage Scheme (Purana Khal)- Ph.-I in the Distric of Howrah					
		12,64,147		12,64,147	3,01,69,941	
	Contai Basin Drainage Scheme Phase-II, Dist. Midnapore					
					1,43,05,567	
	Resuscitation of river Keleghye, Dist. Midnapore					
					7,39,99,028	
	Ghea-Kunti Basin Drainage Scheme in the Dist. Hooghly					
		36,17,107		36,17,107	40,59,11,595	
	Tamluk Master Plan in the Dist. Midnapore					
		2,61,088		2,61,088	8,95,56,075	

STATEMENT NO. 13 - DETAILED STATEMENT OF CAPITAL EXPENDITURE  
DURING AND TO END OF THE YEAR 2002-2003

Name of expenditure 1	Expdt. During the Year 2002-2003			Total 5 Rs	Expenditure to end of 2002-2003 6 Rs
	Non-Plan 2 Rs	State Plan 3 Rs	Central Plan/ Centrally Sponsored Plan 4 Rs		
C. Capital Accounts of Economic services					
(d) Capital Account of Irrigation and Flood Control					
4711 Capital Outlay on Flood Control Projects					
Kharia Buxi Basin Drainage Scheme in PS. Panskura, Debra and Kharagpur		2,28,318		2,28,318	3,70,04,775
Moyna Basin Drainage Scheme in PS. Moyna, Dist. Midnapore		9,78,618		9,78,618	2,75,71,851
Drainage Scheme for Gur-Guria Basin in PS. Nakshipara, Nabadwip and Krishnagar					1,66,03,726
Remodelling of Baliaghya Drainage for improvement of drainage congestion of Bara Chowka Basin, Midnapore					3,02,16,520
Schemes under NABARD-RIDF-III-Lump Provisions					1,29,07,798
Re-excavation of Kalaichanda Khal Drainage Scheme, Midnapore					1,26,30,682
Dredging of drainage channels including purchase of new machinery and equipment		72,69,234		72,69,234	1,21,95,914
Three Drainage Schemes for relieving drainage congestion at Ghatal Areas					1,88,03,685
Bari Shyamsundarpur Beel Drainage Scheme, Dist. Burdwan					1,94,49,919
Keleghye-Kapaleswari-Baghai Basin drainage Scheme Midnapur					1,29,27,964
(d) Scheme under NABARD-RIDF		19,99,741		19,99,741	1,73,43,213
Saratkhali Khal key Channel of Beel					



STATEMENT NO. 13 - DETAILED STATEMENT OF CAPITAL EXPENDITURE  
DURING AND TO END OF THE YEAR 2002-2003

Expdt. During the Year 2002-2003

1	Name of expenditure			Total	Expenditure to end of 2002-2003
	Non-Plan 2 Rs	State Plan 3 Rs	Central Plan/ Centrally Sponsored Plan 4 Rs		
C.	Capital Accounts of Economic services				
(d)	Capital Account of Irrigation and Flood Control				
4711	Capital Outlay on Flood Control Projects				
	Balli Drainage scheme				2,25,60,818
	Improvement of Kaliaghye river from 41.50 Km. to 59.00 Km. (Stage K of Ph-I of Kaliaghye-Kapaleswari Baghari Basin Drainage scheme. (RIDF)				1,95,25,106
	Scheme sanction under RIDF-IV				
		20,00,000		20,00,000	5,03,30,624
	Sonarpur - Arapanch Basin Drainage Scheme				1,68,21,303
	Bagjola - Ghuni - Jatragachi Drainage Scheme				1,07,18,346
	Sealdaqonq Basin Drainage Scheme				1,86,64,429
	Departmental Execution of Drainage Scheme financed by HUDCO (HUDCO)				26,06,69,387 61,84,26,390
103	Civil Works				
Total		34,75,05,009	52,215	34,75,57,224	4,08,67,06,691
03	Drainage				
Total:		34,75,05,009	52,215	34,75,57,224	4,08,67,06,691
4711	Capital Outlay on Flood Control Projects				
Total:		78,42,97,352	57,286	78,43,54,638	10,56,35,28,075
Total (d)	-42,66,488	1,64,25,88,440	1,00,08,015	1,64,83,29,967	31,97,03,96,548
(e)	Capital Account of Energy				
4801	Capital Outlay on Power Projects				
02	Thermal Power Generation				

STATEMENT NO. 13 - DETAILED STATEMENT OF CAPITAL EXPENDITURE  
DURING AND TO END OF THE YEAR 2002-2003

Name of expenditure		Expdt. During the Year 2002-2003				Expenditure to end of 2002-2003
		Non-Plan	State Plan	Central Plan/ Centrally Sponsored Plan	Total	
1		2 Rs	3 Rs	4 Rs	5 Rs	6 Rs
C.	Capital Accounts of Economic services					
(e)	Capital Account of Energy					
4801	Capital Outlay on Power Projects					
190	Investments in Public Sector and Other Undertakings					
	Durgapur Project Ltd.					1,05,00,00,000
	WEST BENGAL STATE ELECTRICITY BOARD					6,71,71,18,842
	Assistance to West Bengal Power Development Corporation			1,41,84,00,000	17,62,63,64,938	
		1,41,84,00,000				
190	Investments in Public Sector and Other Undertakings					
Total		1,41,84,00,000		1,41,84,00,000	25,39,34,83,780	
02	Thermal Power Generation					
Total:		1,41,84,00,000		1,41,84,00,000	25,39,34,83,780	
05	Transmission and Distribution					
800	Other Expenditure					
	North Calcutta Rural Electrification					1,10,08,696
800	Other Expenditure					
Total						1,10,08,696
05	Transmission and Distribution					
Total:						1,10,08,696
06	Rural Electrification					
800	Other Expenditure					
	Other Schemes each costing Rs. 1 crore or less					15,00,000
	Setting up of West Bengal Rural Energy Development Corporation					10,00,00,000
800	Other Expenditure					

STATEMENT NO. 13 - DETAILED STATEMENT OF CAPITAL EXPENDITURE  
DURING AND TO END OF THE YEAR 2002-2003

Name of expenditure		Expdt. During the Year 2002-2003				Expenditure to end of 2002-2003
		Non-Plan	State Plan	Central Plan/ Centrally Sponsored Plan	Total	
1		2 Rs	3 Rs	4 Rs	5 Rs	6 Rs
C.	Capital Accounts of Economic services					
(e)	Capital Account of Energy					
4801	Capital Outlay on Power Projects					
Total						10,15,00,000
06	Rural Electrification					
Total:						10,15,00,000
80	General					
800	Other Expenditure					
	Other Schemes each costing Rs. 1 crore or less					18,04,579
800	Other Expenditure					
Total						18,04,579
80	General					
Total:						18,04,579
4801	Capital Outlay on Power Projects					
Total:		1,41,84,00,000		1,41,84,00,000	25,50,77,97,055	
Total (e)		1,41,84,00,000		1,41,84,00,000	25,50,77,97,055	
(f)	Capital Account of Industry and Minerals					
4851	Capital Outlay on Village and Small Industries					
101	Industrial Estates					
	Other Schemes each costing Rs. 1 crore or less					63,754
	Extension and Development of existing six Departmental Industrial Estate					3,02,35,515
101	Industrial Estates					
Total						3,02,99,269
102	Small Scale Industries					
	Other Schemes each costing Rs. 1 crore					



STATEMENT NO. 13 - DETAILED STATEMENT OF CAPITAL EXPENDITURE  
DURING AND TO END OF THE YEAR 2002-2003

Expdt. During the Year 2002-2003

1	Name of expenditure			5	6
	2	3	4		
	Non-Plan Rs	State Plan Rs	Central Plan/ Centrally Sponsored Plan Rs	Total Rs	Expenditure to end of 2002-2003 Rs
C.	Capital Accounts of Economic services				
(f)	Capital Account of Industry and Minerals				
4851	Capital Outlay on Village and Small Industries				
	or less				
					3,31,18,053
	Cutlery Technical Classes, Purulia				
					2,54,24,295
	Construction of Office Buildings at Districts				
					2,83,29,868
	West Bengal Small Industries Corporation Ltd.				
					3,65,24,000
	West Bengal State Leather Industries Development Corporation				
		5,00,000		5,00,000	1,01,77,961
	Financial Assistance to Ceramics Development Corporation Ltd.				
					1,66,30,000
102	Small Scale Industries				
Total		5,00,000		5,00,000	15,02,04,177
103	Handloom Industries				
	Other Schemes each costing Rs. 1 crore or less				
					62,89,873
	West Bengal Handloom and Powerloom Development Corporation				
		1,50,00,000		1,50,00,000	15,53,13,489
	Investment in West Bengal Handloom and Powerloom Development Corporation				
					1,62,00,000
103	Handloom Industries				
Total		1,50,00,000		1,50,00,000	17,78,03,362
104	Handicraft Industries				

STATEMENT NO. 13 - DETAILED STATEMENT OF CAPITAL EXPENDITURE  
DURING AND TO END OF THE YEAR 2002-2003

Name of expenditure	Expdt. During the Year 2002-2003				Total	Expenditure to end of 2002-2003
	Non-Plan	State Plan	Central Plan/ Centrally Sponsored Plan			
1	2 Rs	3 Rs	4 Rs	5 Rs	6 Rs	
C. Capital Accounts of Economic services						
(f) Capital Account of Industry and Minerals						
4851 Capital Outlay on Village and Small Industries						
Other Schemes each costing Rs. 1 crore or less					33,70,372	
West Bengal Handicrafts Development Corporation				95,00,000	6,47,50,000	
		95,00,000				
104 Handicraft Industries						
Total		95,00,000		95,00,000	6,81,20,372	
105 Khadi and Village Industries						
Other Schemes each costing Rs. 1 crore or less					31,77,008	
105 Khadi and Village Industries						
Total					31,77,008	
106 Coir Industries						
Other Schemes each costing Rs. 1 crore or less					14,318	
106 Coir Industries						
Total					14,318	
107 Sericulture Industries						
Other Schemes each costing Rs. 1 crore or less					4,24,58,760	
Project for Reorganisation and Modernisation of Sericulture					1,81,97,375	
107 Sericulture Industries						
Total					6,06,56,135	
109 Composite Village and Small Industries Co-operatives						

STATEMENT NO. 13 - DETAILED STATEMENT OF CAPITAL EXPENDITURE  
DURING AND TO END OF THE YEAR 2002-2003

1	Expdt. During the Year 2002-2003				5 Total Rs	Expenditure to end of 2002-2003 6 Rs
	2 Non-Plan Rs	3 State Plan Rs	Central Plan/ Centrally Sponsored Plan 4 Rs			
C.	Capital Accounts of Economic services					
(f)	Capital Account of Industry and Minerals					
4851	Capital Outlay on Village and Small Industries					
	Other Schemes each costing Rs. 1 crore or less					
		19,500			19,500	3,87,28,882
	Equity Participation in Co-operative Spinning Mills (CS)					
	1,98,80,000				1,98,80,000	15,12,24,500
	State Participation in Share Capital of Co-operative Spinning Mills at Serampur					
		92,00,000			92,00,000	3,92,87,000
	Equity Participation for New Spining Mills (1) Kangshabati and (2) Tamprolipta Cooperative Spining Mills					
		60,00,000			60,00,000	3,92,15,000
	Share Capital in the West Bengal State Handloom Weavers Co-operative Society Ltd.					
		2,25,00,000			2,25,00,000	18,60,00,000
	West Bengal State Handicraft Co-operatives					
		12,00,000			12,00,000	1,42,87,025
	Share Participation in Paschimbanga Resham Silpi Samabaya Mahasangha					
		2,50,000			2,50,000	1,41,50,000
	Kalyani Spinning Mills Ltd.					
		40,00,000			40,00,000	5,48,44,000
	West-Dinajpur Spinning Mills					
		48,00,000			48,00,000	2,09,00,000
	Mayurakshi Cotton Mills Ltd.					
		30,00,000			30,00,000	1,22,55,000
	Investment in West Bengal Small Industries Corporation Ltd.					
						9,43,11,931
	Investment in West Bengal Leather					



STATEMENT NO. 13 - DETAILED STATEMENT OF CAPITAL EXPENDITURE  
DURING AND TO END OF THE YEAR 2002-2003

Name of expenditure		Expdt. During the Year 2002-2003				Expenditure to end of 2002-2003
		Non-Plan	State Plan	Central Plan/ Centrally Sponsored Plan	Total	
1	2	3	4	5	6	
	Rs	Rs	Rs	Rs	Rs	
C.	Capital Accounts of Economic services					
(f)	Capital Account of Industry and Minerals					
4851	Capital Outlay on Village and Small Industries					
	Industries Development Corporation				1,72,95,620	
	Investment in West Bengal Handloom and Powerloom Development Corporation				6,94,50,840	
	Share Capital Assistance for Primary Society				1,61,39,753	
	Setting up of Spinning Mills in North Bengal				2,12,50,000	
	Investment in New Spinning Mills				6,59,65,000	
109	Composite Village and Small Industries Co-operatives			7,08,49,500	85,53,04,551	
Total		1,98,80,000	5,09,69,500			
191	Investment in Cooperatives Other Schemes each costing Rs. 1 crore or less				8,280	
	INDUSTRIAL COOPERATIVES				12,81,62,723	
191	Investment in Cooperatives				12,81,71,003	
Total						
796	Tribal Areas Sub-Plan Other Schemes each costing Rs. 1 crore or less				1,39,032	
796	Tribal Areas Sub-Plan				1,39,032	
Total						
	Capital Outlay on Village and Small					

STATEMENT NO. 13 - DETAILED STATEMENT OF CAPITAL EXPENDITURE  
DURING AND TO END OF THE YEAR 2002-2003

Name of expenditure		Expdt. During the Year 2002-2003				Expenditure to end of 2002-2003
		Non-Plan	State Plan	Central Plan/ Centrally Sponsored Plan	Total	
1	2	3	4	5	6	
	Rs	Rs	Rs	Rs	Rs	
C.	Capital Accounts of Economic services					
(f)	Capital Account of Industry and Minerals					
4851	Capital Outlay on Village and Small Industries					
00	1,98,80,000	7,59,69,500		9,58,49,500	1,47,38,89,227	
<b>Total:</b>						
4851	Capital Outlay on Village and Small Industries					
Total:				9,58,49,500	1,47,38,89,227	
4853	Capital Outlay on Non-Ferrous Mining and Metallurgical Industries					
01	Mineral Exploration and Development					
800	Other Expenditure Other Schemes each costing Rs. 1 crore or less					90,690
800	Other Expenditure					
Total					90,690	
01	Mineral Exploration and Development					
Total:					90,690	
4853	Capital Outlay on Non-Ferrous Mining and Metallurgical Industries					
Total:					90,690	
4855	Capital Outlay on Fertilizer Industries					
190	Investments in Public Sector and Other Undertakings Other Schemes each costing Rs. 1 crore or less					22,63,512
190	Investments in Public Sector and Other Undertakings					
Total					22,63,512	
00						
Total:					22,63,512	

STATEMENT NO. 13 - DETAILED STATEMENT OF CAPITAL EXPENDITURE  
DURING AND TO END OF THE YEAR 2002-2003

Name of expenditure		Expdt. During the Year 2002-2003				Expenditure to end of 2002-2003
		Non-Plan	State Plan	Central Plan/ Centrally Sponsored Plan	Total	
1		2 Rs	3 Rs	4 Rs	5 Rs	6 Rs
C.	Capital Accounts of Economic services					
(f)	Capital Account of Industry and Minerals					
4855	Capital Outlay on Fertilizer Industries					
4855	Capital Outlay on Fertilizer Industries					22,63,512
Total:						
4856	Capital Outlay on Petro-Chemical Industries					
190	Investment in Public Sector and Other Undertakings					
	Other Schemes each costing Rs. 1 crore or less					64,36,000
	Setting up of a Petro Chemical Complex at Haldia				55,000	5,83,65,12,215
			55,000			
190	Investment in Public Sector and Other Undertakings					
Total					55,000	5,84,29,48,215
			55,000			
200	Other Investments -					
	Other Schemes each costing Rs. 1 crore or less					5,00,000
200	Other Investments -					
Total						5,00,000
00						
			55,000			
Total:					55,000	5,84,34,48,215
4856	Capital Outlay on Petro-Chemical Industries					
Total:					55,000	5,84,34,48,215
			55,000			
4857	Capital Outlay on Chemicals and Pharmaceutical Industries					
02	Drugs and Pharmaceutical Industries					
190	Investments in Public Sector and Other Undertakings					
	Other Schemes each costing Rs. 1 crore or less					



STATEMENT NO. 13 - DETAILED STATEMENT OF CAPITAL EXPENDITURE  
DURING AND TO END OF THE YEAR 2002-2003

Name of expenditure		Expdt. During the Year 2002-2003				Expenditure to end of 2002-2003
		Non-Plan	State Plan	Central Plan/ Centrally Sponsored Plan	Total	
1	2 Rs	3 Rs	4 Rs	5 Rs	6 Rs	
C.	Capital Accounts of Economic services					
(f)	Capital Account of Industry and Minerals					
4857	Capital Outlay on Chemicals and Pharmaceutical Industries					34,85,000
	West Bengal Pharmaceutical & Phytochemical Development Corporation		75,00,000		75,00,000	7,47,03,000
	Infusion India Ltd.,		33,00,000		33,00,000	3,43,50,000
190	Investments in Public Sector and Other Undertakings					
Total			1,08,00,000		1,08,00,000	11,25,38,000
02	Drugs and Pharmaceutical Industries					
Total:			1,08,00,000		1,08,00,000	11,25,38,000
4857	Capital Outlay on Chemicals and Pharmaceutical Industries					
Total:			1,08,00,000		1,08,00,000	11,25,38,000
4858	Capital Outlay on Engineering Industries					
01	Electrical Engineering Industries -					
190	Investments in Public Sector and Other Undertakings - Other Schemes each costing Rs. 1 crore or less					40,00,000
190	Investments in Public Sector and Other Undertakings -					
Total						40,00,000
01	Electrical Engineering Industries -					
Total:						40,00,000
02	Other Industrial Machinery Industries -					
190	Investment in Public Sector and Other Undertakings -					

STATEMENT NO. 13 - DETAILED STATEMENT OF CAPITAL EXPENDITURE  
DURING AND TO END OF THE YEAR 2002-2003

Expdt. During the Year 2002-2003

1	Name of expenditure		Expdt. During the Year 2002-2003			6 Rs
	2 Rs	3 Rs	4 Rs	5 Rs	Expenditure to end of 2002-2003	
C.	Capital Accounts of Economic services					
(f)	Capital Account of Industry and Minerals					
4858	Capital Outlay on Engineering Industries					
	Other Schemes each costing Rs. 1 crore or less					62,200
	Participation in National Iron and Steel Co. Ltd.					11,50,00,000
190	Investment in Public Sector and Other Undertakings -					11,50,62,200
Total						
02	Other Industrial Machinery Industries -					11,50,62,200
Total:						
03	Transport Equipment Industries -					
190	Investments in Public Sector and Other Undertakings -					
	Other Schemes each costing Rs. 1 crore or less					75,00,001
190	Investments in Public Sector and Other Undertakings -					75,00,001
Total						
03	Transport Equipment Industries -					75,00,001
Total:						
60	Others					
190	Investments in Public Sector and Other Undertakings					
	Other Schemes each costing Rs. 1 crore or less					6,21,09,220
	Revival of closed and Sick Units					8,22,28,570
	Acquisition of Undertakings of Britannia Eng. Co. Ltd					





STATEMENT NO. 13 - DETAILED STATEMENT OF CAPITAL EXPENDITURE  
DURING AND TO END OF THE YEAR 2002-2003

Name of expenditure		Expdt. During the Year 2002-2003				Expenditure to end of 2002-2003
		Non-Plan 2 Rs	State Plan 3 Rs	Central Plan/ Centrally Sponsored Plan 4 Rs	Total 5 Rs	
1						6 Rs
C.	Capital Accounts of Economic services					
(f)	Capital Account of Industry and Minerals					
4859	Capital Outlay on Telecommunication and Electronic Industries					
Total	Undertakings			6,00,00,000		1,36,00,95,000
			6,00,00,000			
02	Electronics					
Total:			6,00,00,000		6,00,00,000	1,36,00,95,000
4859	Capital Outlay on Telecommunication and Electronic Industries					
Total:				6,00,00,000		1,36,00,95,000
4860	Capital Outlay on Consumer Industries					
01	Textiles					
190	Investments in Public Sector and Other Undertakings Other Schemes each costing Rs. 1 crore or less					51,79,567
	West Dinajpur Spining Mills					7,55,73,560
	West Bengal State Agro Textiles Corporation Ltd.					2,65,50,000
	Kalyani Spining Mills Ltd.					3,28,21,000
	Mayurakshi Cotton Mills (Investment)					3,56,08,791
	National Textile Corporation (WBABO)					2,46,00,000
190	Investments in Public Sector and Other Undertakings					20,03,32,918
Total						20,03,32,918
01	Textiles					
Total:						20,03,32,918

STATEMENT NO. 13 - DETAILED STATEMENT OF CAPITAL EXPENDITURE  
DURING AND TO END OF THE YEAR 2002-2003

1	Expdt. During the Year 2002-2003			Total	Expenditure to end of 2002-2003
	Non-Plan 2 Rs	State Plan 3 Rs	Central Plan/ Centrally Sponsored Plan 4 Rs		
C.	Capital Accounts of Economic services				
(f)	Capital Account of Industry and Minerals				
4860	Capital Outlay on Consumer Industries				
02	Drugs and Pharmaceuticals				
190	Invest in Public Sector and Other Industries				
	West Bengal Pharmaceutical and Phyto-Chemical Development Corporation				6,29,23,000
190	Invest in Public Sector and Other Industries				6,29,23,000
Total					6,29,23,000
02	Drugs and Pharmaceuticals				6,29,23,000
Total:					6,29,23,000
03	Leather				
800	Other Expenditure				
	Setting up of Leather Complex				
		2,15,17,518		2,15,17,518	12,33,82,543
800	Other Expenditure				
Total		2,15,17,518		2,15,17,518	12,33,82,543
03	Leather				
Total:		2,15,17,518		2,15,17,518	12,33,82,543
04	Sugar				
190	Investments in Public Sector and Other Undertakings				
	Other Schemes each costing Rs. 1 crore or less				9,45,53,700
	W. B. Sugar Industries Development Corporation Ltd.				
		1,00,00,000		1,00,00,000	6,25,00,000
190	Investments in Public Sector and Other Undertakings				
Total		1,00,00,000		1,00,00,000	15,70,53,700
04	Sugar				

STATEMENT NO. 13 - DETAILED STATEMENT OF CAPITAL EXPENDITURE  
DURING AND TO END OF THE YEAR 2002-2003

Expdt. During the Year 2002-2003

1	Name of expenditure	Expdt. During the Year 2002-2003			Total	Expenditure to end of 2002-2003
		Non-Plan	State Plan	Central Plan/ Centrally Sponsored Plan		
		2	3	4	5	6
		Rs	Rs	Rs	Rs	Rs
C.	Capital Accounts of Economic services					
(f)	Capital Account of Industry and Minerals					
4860	Capital Outlay on Consumer Industries					
Total:			1,00,00,000		1,00,00,000	15,70,53,700
60	Others					
190	Investment in Public Sector and Other Undertakings					
	Other Schemes each costing Rs. 1 crore or less					98,26,000
	Saraswati Press Ltd.					4,10,00,000
	Kolaghat Thermal Power Fly Ash Project					2,58,50,937
	Durgapur Project Ltd. (Investment)					42,98,73,000
	Bakreswar Thermal Power Project (Investment)					2,20,57,000
190	Investment in Public Sector and Other Undertakings					52,86,06,937
Total						
206	Distillaries					
	Other Schemes each costing Rs. 1 crore or less					91,62,000
206	Distillaries					
Total						91,62,000
218	Salt					
	Other Schemes each costing Rs. 1 crore or less					5,12,250
218	Salt					
Total						5,12,250
600	Others					



STATEMENT NO. 13 - DETAILED STATEMENT OF CAPITAL EXPENDITURE  
DURING AND TO END OF THE YEAR 2002-2003

Name of expenditure		Expdt. During the Year 2002-2003				Expenditure to end of 2002-2003
		Non-Plan	State Plan	Central Plan/ Centrally Sponsored Plan	Total	
1		2 Rs	3 Rs	4 Rs	5 Rs	6 Rs
C.	Capital Accounts of Economic services					
(f)	Capital Account of Industry and Minerals					
4860	Capital Outlay on Consumer Industries					
	Other Schemes each costing Rs. 1 crore or less					8,39,45,078
	Bricks					2,18,36,819
	Greater Calcutta Gas Supply Corporation Ltd.					55,63,19,512
	Share Participation in Sick Jute Mills run through Workers' Co-operative Society					4,00,00,000
600	Others					
Total						70,21,01,409
60	Others					
Total:						1,24,03,82,596
4860	Capital Outlay on Consumer Industries					
Total:		3,15,17,518		3,15,17,518		1,78,40,74,757
4875	Capital Outlay on Other Industries					
60	Other Industries					
004	Research and Development - Other Schemes each costing Rs. 1 crore or less					45,711
004	Research and Development -					
Total						45,711
190	Investments in Public Sector and Other Undertakings					
	Other Schemes each costing Rs. 1 crore or less					
			5,25,725		5,25,725	1,02,69,627

STATEMENT NO. 13 - DETAILED STATEMENT OF CAPITAL EXPENDITURE  
DURING AND TO END OF THE YEAR 2002-2003

Name of expenditure		Expdt. During the Year 2002-2003				Expenditure to end of 2002-2003
		Non-Plan	State Plan	Central Plan/ Centrally Sponsored Plan	Total	
1		2 Rs	3 Rs	4 Rs	5 Rs	6 Rs
C.	Capital Accounts of Economic services					
(f)	Capital Account of Industry and Minerals					
4875	Capital Outlay on Other Industries					
	Revival of Closed and Sick Industrial Units					1,68,36,586
	Acquisition of the Undertaking of Sree Saraswaty press (1984) Ltd.					1,01,39,848
	Acquisition of the Undertaking of Dr. Paul Lohman (I) Ltd					2,19,50,031
190	Investments in Public Sector and Other Undertakings					
Total			5,25,725		5,25,725	5,91,96,092
60	Other Industries					
Total:			5,25,725		5,25,725	5,92,41,803
4875	Capital Outlay on Other Industries					
Total:			5,25,725		5,25,725	5,92,41,803
4885	Capital Outlay on Industries and Minerals					
01	Investments in Industrial Financial Institutions					
190	Investments in Public Sector and Other Undertakings					
	W. B. Financial Corpn. Ltd		4,00,00,000		4,00,00,000	53,46,00,086
	W. B. Industrial Development Corporation Ltd.		14,51,00,000		14,51,00,000	2,37,97,22,395
	W. B. Infrastructure Development Finance Corp. Ltd.					65,20,49,668
190	Investments in Public Sector and Other Undertakings					
Total					18,51,00,000	3,56,63,72,149

STATEMENT NO. 13 - DETAILED STATEMENT OF CAPITAL EXPENDITURE  
DURING AND TO END OF THE YEAR 2002-2003

Name of expenditure		Expdt. During the Year 2002-2003				Expenditure to end of 2002-2003
		Non-Plan	State Plan	Central Plan/ Centrally Sponsored Plan	Total	
1	2 Rs	3 Rs	4 Rs	5 Rs	6 Rs	
C.	Capital Accounts of Economic services					
(f)	Capital Account of Industry and Minerals					
4885	Capital Outlay on Industries and Minerals					
		18,51,00,000				
01	Investments in Industrial Financial Institutions					
Total:		18,51,00,000		18,51,00,000	3,56,63,72,149	
60	Others					
003	Training Other Schemes each costing Rs. 1 crore or less					-1,30,362
003	Training					
Total						-1,30,362
800	Other Expenditure Other Schemes each costing Rs. 1 crore or less					3,46,76,811
	Export Processing Zone at Falta		7,80,472	7,80,472		7,95,90,193
	Development and Administration of Industries at Durgapur					29,97,56,169
800	Other Expenditure					
Total			7,80,472	7,80,472		41,40,23,173
60	Others					
Total:			7,80,472	7,80,472		41,38,92,811
4885	Capital Outlay on Industries and Minerals					
Total:		18,58,80,472		18,58,80,472	3,98,02,64,960	
Total (f)	1,98,80,000	36,47,48,215		38,46,28,215	15,04,15,14,831	
(g)	Capital Account of Transport					



STATEMENT NO. 13 - DETAILED STATEMENT OF CAPITAL EXPENDITURE  
DURING AND TO END OF THE YEAR 2002-2003

Expdt. During the Year 2002-2003

1	Name of expenditure		Expdt. During the Year 2002-2003		5	6
	2	3	4	Total		
	Non-Plan Rs	State Plan Rs	Central Plan/ Centrally Sponsored Plan Rs		Total Rs	Expenditure to end of 2002-2003 Rs
C.	Capital Accounts of Economic services					
(g)	Capital Account of Transport					
5051	Capital Outlay on Ports and Light Houses					
02	Minor Ports					
200	Other Small Ports					
	Other Schemes each costing Rs. 1 crore or less					
						1,535
200	Other Small Ports					
Total						1,535
02	Minor Ports					
Total:						1,535
5051	Capital Outlay on Ports and Light Houses					
Total:						1,535
5054	Capital Outlay on Roads and Bridges					
01	National Highways					
337	Road Works					
	Other Schemes each costing Rs. 1 crore or less					
					-7,400	59,96,993
		-7,400				
	Acquisition of Land for Second Vivekananda Bridge					
						7,33,98,841
337	Road Works					
Total		-7,400			-7,400	7,93,95,834
789	Special Component Plan for Scheduled Castes					
	Other Schemes each costing Rs. 1 crore or less					
789	Special Component Plan for Scheduled Castes					
Total						
01	National Highways					

STATEMENT NO. 13 - DETAILED STATEMENT OF CAPITAL EXPENDITURE  
DURING AND TO END OF THE YEAR 2002-2003

Name of expenditure		Expdt. During the Year 2002-2003				Expenditure to end of 2002-2003
		Non-Plan	State Plan	Central Plan/ Centrally Sponsored Plan	Total	
1		2 Rs	3 Rs	4 Rs	5 Rs	6 Rs
C.	Capital Accounts of Economic services					
(g)	Capital Account of Transport					
5054	Capital Outlay on Roads and Bridges					
Total:			-7,400		-7,400	7,93,95,834
02	State Highways					
052	Machinery and Equipment Other Schemes each costing Rs. 1 crore or less				-388	-388
052	Machinery and Equipment					
Total			-388		-388	-388
799	Suspense Other Schemes each costing Rs. 1 crore or less					
799	Suspense					
Total						
02	State Highways					
Total:			-388		-388	-388
03	State Highways					
052	Machinery and Equipment Other Schemes each costing Rs. 1 crore or less				-23,78,670	-5,47,95,476
	Development of State Roads		3,34,07,185		3,34,07,185	1,24,44,39,241
052	Machinery and Equipment					
Total			3,10,28,515		3,10,28,515	1,18,96,43,765
101	Bridges Other Schemes each costing Rs. 1 crore or less					62,93,262
101	Bridges					
Total						62,93,262

STATEMENT NO. 13 - DETAILED STATEMENT OF CAPITAL EXPENDITURE  
DURING AND TO END OF THE YEAR 2002-2003

Name of expenditure		Expdt. During the Year 2002-2003					Expenditure to end of 2002-2003
		Non-Plan	State Plan	Central Plan/ Centrally Sponsored Plan	Total		
1		2 Rs	3 Rs	4 Rs	5 Rs	6 Rs	
C.	Capital Accounts of Economic services						
(g)	Capital Account of Transport						
5054	Capital Outlay on Roads and Bridges						
337	Road Works						
	Other Schemes each costing Rs. 1 crore or less						78,24,297
	Development of State Roads (Construction)				42,48,181		1,41,95,19,575
			42,48,181				
	W.B. State Roads Project (EAP)						7,96,58,570
	Improvement / Widening and Strengthening						
			2,61,36,689		2,61,36,689		14,19,37,850
	Improvement of Panagarh - Moregram Road (EAP)						1,11,51,63,855
	Improvement and strengthening of flood affected State roads with loan assistance from HUDCO - PWD				41,85,46,626		3,11,00,54,446
			41,85,46,626				
	West Bengal Corridor development Project						
			3,80,89,881		3,80,89,881		4,00,05,092
337	Road Works						
Total			48,70,21,376		48,70,21,376		5,91,41,63,684
799	Suspense						
	Other Schemes each costing Rs. 1 crore or less				-25,44,13,412		-5,16,17,48,022
			-25,44,13,412				
	Development of State roads						
			27,47,26,006		27,47,26,006		5,34,94,46,486
799	Suspense						
Total			2,03,12,593		2,03,12,593		18,76,98,463
800	Other Expenditure						
	Dev. of State Roads (other than BMS)						



STATEMENT NO. 13 - DETAILED STATEMENT OF CAPITAL EXPENDITURE  
DURING AND TO END OF THE YEAR 2002-2003

Name of expenditure		Expdt. During the Year 2002-2003				Expenditure to end of 2002-2003
		Non-Plan	State Plan	Central Plan/ Centrally Sponsored Plan	Total	
1		2 Rs	3 Rs	4 Rs	5 Rs	6 Rs
C.	Capital Accounts of Economic services					
(g)	Capital Account of Transport					
5054	Capital Outlay on Roads and Bridges [PR]					
			1,87,16,125	1,87,16,125		39,16,34,092
	Roads Scheme outside the Falta Export Processing Zone Area (C & I Deptt.)					1,99,40,909
800	Other Expenditure					
Total			1,87,16,125	1,87,16,125		41,15,75,001
03	State Highways					
Total:			55,70,78,610	55,70,78,610		7,70,93,74,176
04	District and Other Roads					
337	Road Works					
	Development of State Roads (BMS)					46,00,38,309
	Development of State Roads (Other than B.M.S.) District Roads			7,90,64,659	7,90,64,659	95,83,30,777
	Dev. of State Roads Rural Roads		4,58,08,302	4,58,08,302		30,76,29,743
	Scheme under RIDF P.W. (Roads) Deptt.		2,27,93,858	2,27,93,858		2,05,91,39,349
	Scheme under RIDF P.W. Deptt.		12,63,09,859	12,63,09,859		1,39,28,68,912
	Restoration/Development of roads in Calcutta, North 24-Pgs. and South 24- Pgs. -P.W. (Roads) Department-(HUDCO)		2,60,99,893	2,60,99,893		40,93,84,837
	Restoration/Improvement of roads in Uttar Dinajpur, Dakshin Dinajpur and Malda P.W.(Roads) Department- (HUDCO)					40,77,17,391
	Restoration/Strengthening and Improvement of roads in the district of					

STATEMENT NO. 13 - DETAILED STATEMENT OF CAPITAL EXPENDITURE  
DURING AND TO END OF THE YEAR 2002-2003

Name of expenditure		Expdt. During the Year 2002-2003				Expenditure to end of 2002-2003
		Non-Plan	State Plan	Central Plan/ Centrally Sponsored Plan	Total	
1		2 Rs	3 Rs	4 Rs	5 Rs	6 Rs
C.	Capital Accounts of Economic services					
(g)	Capital Account of Transport					
5054	Capital Outlay on Roads and Bridges Jalpaiguri, Darjeeling and Cooch-Bihar - P.W. (Roads) Deptt. (HUDCO)					17,64,34,000
	Restoration/Development of roads in Burdwan, Birbhum and Purulia - P.W. (Roads) Deptt. - (HUDCO)				3,22,62,317	56,94,99,716
			3,22,62,317			
	Restoration/Strengthening and Improvement of roads in Midnapore, Howrah and Hooghly -P.W. (Roads) Department - (HUDCO)				3,77,75,101	32,02,06,221
			3,77,75,101			
	Restoration of road approaches of bridges and improvement of arterial roads in Bankura, Nadia Murshidabad- P.W. (Roads) Deptt. - (HUDCO)				3,85,49,819	51,45,26,068
			3,85,49,819			
337	Road Works					
Total			40,86,63,807		40,86,63,807	7,57,57,75,322
789	Special component plan for SC/ST Construction					
			2,17,33,168		2,17,33,168	19,44,67,345
	Improvement of Panagarh - Moregram Road (EAP)					31,57,99,950
	Scheme under RIDF					
			16,90,03,972		16,90,03,972	23,25,26,389
	Development of State Roads - District Roads [PR]					
			2,78,92,622		2,78,92,622	5,14,90,759
	Development of State Roads [PR]					
			2,87,889		2,87,889	2,41,15,770
	Restoration / Development of Roads in Kolkata, North 24 Parganas, South 24					

STATEMENT NO. 13 - DETAILED STATEMENT OF CAPITAL EXPENDITURE  
DURING AND TO END OF THE YEAR 2002-2003

Name of expenditure		Expdt. During the Year 2002-2003				Expenditure to end of 2002-2003
		Non-Plan	State Plan	Central Plan/ Centrally Sponsored Plan	Total	
1		2 Rs	3 Rs	4 Rs	5 Rs	6 Rs
C.	Capital Accounts of Economic services					
(g)	Capital Account of Transport					
5054	Capital Outlay on Roads and Bridges					
	Parganas - PW (Roads) Deptt. (HUDCO) [PR]				10,53,07,971	10,53,07,971
		10,53,07,971				
	Restoration / Strengthening of Roads in the District of Darjeeling, Jalpaiguri and Cooch Behar					21,89,29,671
789	Special component plan for SC/ST					
Total		32,42,25,622		32,42,25,622		1,14,26,37,855
796	Tribal Areas Sub-Plan					
	DEVELOPMENT OF STATE ROADS (CONSTRUCTION)				68,91,986	44,47,64,474
		68,91,986				
	DEVELOPMENT OF STATE ROADS-IMPROVEMENT OF PANAGARH MOREGRAM ROAD (EAP)					8,07,97,771
	Schemes under RIDF (RIDF)					
		6,10,58,515			6,10,58,515	37,55,05,722
	Development of State Roads					
		7,74,672			7,74,672	2,38,43,842
	Restoration & Improvement of Roads in Uttar Dinajpur, Dakshin Dinajpur, & Malda				12,86,432	5,32,28,761
		12,86,432				
	(N. S.) Restoration / Strengthening of Roads in the Districts of Darjeeling, Jalpaiguri and Cooch Behar					2,98,19,350
	(N. S.) Restoration / Development of Roads in Burdwan, Birbhum and Purulia				4,98,13,773	8,37,66,111
		4,98,13,773				
	(N. S.) Restoration / Strengthening and improvement of Roads in Midnapore, Howrah and Hooghly				2,94,98,346	4,60,51,618



STATEMENT NO. 13 - DETAILED STATEMENT OF CAPITAL EXPENDITURE  
DURING AND TO END OF THE YEAR 2002-2003

Expdt. During the Year 2002-2003

1	Name of expenditure	Expdt. During the Year 2002-2003			5 Total Rs	6 Expenditure to end of 2002-2003 Rs
		2 Non-Plan Rs	3 State Plan Rs	4 Central Plan/ Centrally Sponsored Plan Rs		
	C. Capital Accounts of Economic services					
	(a) Capital Account of Transport					
5054	Capital Outlay on Roads and Bridges		2,94,98,346			
796	Tribal Areas Sub-Plan					
Total			14,93,23,724	14,93,23,724		1,13,77,77,649
797	Transfers to/from Reserve Funds/Deposit Account					
	Other Schemes each costing Rs. 1 crore or less					-28,12,373
797	Transfers to/from Reserve Funds/Deposit Account					
Total						-28,12,373
800	Other Expenditure					
	Other Schemes each costing Rs. 1 crore or less					2,33,94,138
	State Bridge Fund Works					1,57,88,482
	Dev. of State roads					4,23,86,42,347
	Special Component Plan for Scheduled Castes (i) Construction					4,79,41,430
800	Other Expenditure					
Total						4,32,57,66,397
901	-----					
	Other Schemes each costing Rs. 1 crore or less					-2,000
			-2,000			-2,000
901	-----					
Total			-2,000			-2,000
04	District and Other Roads					



STATEMENT NO. 13 - DETAILED STATEMENT OF CAPITAL EXPENDITURE  
DURING AND TO END OF THE YEAR 2002-2003

1	Name of expenditure	Expdt. During the Year 2002-2003			Total	Expenditure to end of 2002-2003
		Non-Plan 2 Rs	State Plan 3 Rs	Central Plan/ Centrally Sponsored Plan 4 Rs		
	C. Capital Accounts of Economic services					
	(g) Capital Account of Transport					
	5054 Capital Outlay on Roads and Bridges					
	800 Other Expenditure			18,06,78,417	4,04,32,46,807	
	Total		18,06,78,417			
	80 General					
	Total:		18,06,78,417	18,06,78,417	4,04,32,46,807	
	5054 Capital Outlay on Roads and Bridges					
	Total:		1,61,99,60,392	1,61,99,60,392	26,17,08,28,883	
	5055 Capital Outlay on Road Transport					
	050 Lands and Buildings Other Schemes each costing Rs. 1 crore or less					22,33,687
	050 Lands and Buildings					
	Total					22,33,687
	102 Acquisition of Fleet- Other Schemes each costing Rs. 1 crore or less					4,50,000
	Expenditure on Slum Clearence					2,50,00,000
	102 Acquisition of Fleet-					
	Total					2,54,50,000
	103 Workshop Facilities Other Schemes each costing Rs. 1 crore or less					12,05,000
	103 Workshop Facilities					
	Total					12,05,000
	190 Inv. in Public Sector and Other undertakings North Bengal State Transport Corporation					



STATEMENT NO. 13 - DETAILED STATEMENT OF CAPITAL EXPENDITURE  
DURING AND TO END OF THE YEAR 2002-2003

Name of expenditure		Expdt. During the Year 2002-2003				Expenditure to end of 2002-2003
		Non-Plan	State Plan	Central Plan/ Centrally Sponsored Plan	Total	
1		2 Rs	3 Rs	4 Rs	5 Rs	6 Rs
C.	Capital Accounts of Economic services					
(g)	Capital Account of Transport					
5055	Capital Outlay on Road Transport					
						3,62,82,621
	South Bengal State Transport Corporation					9,81,02,000
190	Inv. in Public Sector and Other undertakings					13,43,84,621
Total						
800	Other Expenditure					
	Other Schemes each costing Rs. 1 crore or less				50,00,000	20,08,23,893
		50,00,000				
	Re-organisation of P.V.D.				27,81,460	1,14,86,000
			27,81,460			
	Setting up of Transfer and Transit Depots in District Headquarters and Calcutta				20,63,300	8,07,05,792
			20,63,300			
	Transportation Operation Improvement Programme, Road Safety, setting up of Check Posts				1,52,51,257	22,62,94,285
			1,52,51,257			
	Re-organasation and Expansion of Transportation Planning and Engineering Directorate				11,07,619	5,61,11,442
			11,07,619			
	Road Safety/Setting up of Road Safety Division/ Rescue Aid Posts, Road Safety Education, Acquisition of necessary equipment				1,44,65,748	6,48,69,014
			1,44,65,748			
	Creation of Transport Directorate and Additional Border Check Posts				2,100	1,88,47,962
			2,100			
	Computerisation of M.V.Data					

STATEMENT NO. 13 - DETAILED STATEMENT OF CAPITAL EXPENDITURE  
DURING AND TO END OF THE YEAR 2002-2003

Name of expenditure		Expdtd. During the Year 2002-2003				Expenditure to end of 2002-2003
		Non-Plan	State Plan	Central Plan/ Centrally Sponsored Plan	Total	
1	2	3	4	5	6	
	Rs	Rs	Rs	Rs	Rs	
C.	Capital Accounts of Economic services					
(g)	Capital Account of Transport					
5055	Capital Outlay on Road Transport		9,75,207		4,47,00,298	
	Calcutta Transport Infrastructure Development Project Design and Construction of Fly-overs improvement of Road inter sections through JBIC (OECF) loan Assistance			65,05,17,000	1,95,35,50,363	
			65,05,17,000			
	Capital Contribution to W.B. Transport Infrastructure Development Corporation Ltd.				3,03,98,560	
	Undertakings of Calcutta Tramways Company				11,22,16,567	
800	Other Expenditure					
Total		69,21,63,691		69,21,63,691	2,80,00,04,176	
00		69,21,63,691				
Total:				69,21,63,691	2,96,32,77,484	
80	----					
800	-----					
	Other Schemes each costing Rs. 1 crore or less					
800	-----					
Total						
80	---					
Total:						
5055	Capital Outlay on Road Transport					
Total:		69,21,63,691		69,21,63,691	2,96,32,77,484	
5056	Capital Outlay on Inland and Water Transport					

STATEMENT NO. 13 - DETAILED STATEMENT OF CAPITAL EXPENDITURE  
DURING AND TO END OF THE YEAR 2002-2003

Name of expenditure		Expdt. During the Year 2002-2003				Expenditure to end of 2002-2003
		Non-Plan	State Plan	Central Plan/ Centrally Sponsored Plan	Total	
1		2 Rs	3 Rs	4 Rs	5 Rs	6 Rs
C.	Capital Accounts of Economic services					
(g)	Capital Account of Transport					
5056	Capital Outlay on Inland and Water Transport					
040	Feasibility Studies Other Schemes each costing Rs. 1 crore or less					1,00,000
040	Feasibility Studies					1,00,000
Total						1,00,000
101	Landing facilities Other Schemes each costing Rs. 1 crore or less					4,19,579
101	Landing facilities					4,19,579
Total						4,19,579
190	Investments in Public Sector and Other Undertakings Capital contribution to West Bengal Inland Water Transport Corporation Ltd.					2,80,64,674
190	Investments in Public Sector and Other Undertakings					2,80,64,674
Total						2,80,64,674
800	Other Expenditure Other Schemes each costing Rs. 1 crore or less					7,68,90,679
	Acquisition of Ferry Vessels/L.C.T.					3,32,48,307
	Ferry Services across the River Hooghly at selected sites					15,85,49,270
	Hydrographic Survey in Sundarbans Areas feasibility studies					1,53,30,000



STATEMENT NO. 13 - DETAILED STATEMENT OF CAPITAL EXPENDITURE  
DURING AND TO END OF THE YEAR 2002-2003

Expdt. During the Year 2002-2003

1	Name of expenditure	Expdt. During the Year 2002-2003			5	Expenditure to end of 2002-2003
		2	3	4		
		Non-Plan	State Plan	Central Plan/ Centrally Sponsored Plan	Total	6
		Rs	Rs	Rs	Rs	Rs
C.	Capital Accounts of Economic services					
(g)	Capital Account of Transport					
5056	Capital Outlay on Inland and Water Transport					
	Capital contribution to West Bengal Water Transport Corporation Ltd.					1,00,37,000
	Expenditure on Slum Clearance					2,50,00,000
800	Other Expenditure					
Total						31,90,55,256
00						
Total:						34,76,39,509
5056	Capital Outlay on Inland and Water Transport					
Total:						34,76,39,509
5075	Capital Outlay on other Transport Services					
60	Others					
190	Investments in Public Sector and Other Undertakings					
	Capital Contribution to Metro Railways (TR)				10,00,00,000	41,00,00,000
			10,00,00,000			
190	Investments in Public Sector and Other Undertakings				10,00,00,000	41,00,00,000
Total			10,00,00,000			
800	Other Expenditure					
	Compensation for Land Acquisition for Howrah-Amta and Howrah Champadanga Broad Gauge Railway Lines				1,73,77,737	9,70,70,012
			1,73,77,737			
800	Other Expenditure					
Total			1,73,77,737		1,73,77,737	9,70,70,012
	Others					

STATEMENT NO. 13 - DETAILED STATEMENT OF CAPITAL EXPENDITURE  
DURING AND TO END OF THE YEAR 2002-2003

Name of expenditure		Expdt. During the Year 2002-2003				Expenditure to end of 2002-2003
		Non-Plan	State Plan	Central Plan/ Centrally Sponsored Plan	Total	
1		2 Rs	3 Rs	4 Rs	5 Rs	6 Rs
C.	Capital Accounts of Economic services					
(g)	Capital Account of Transport					
5075	Capital Outlay on other Transport Services					
60			11,73,77,737		11,73,77,737	50,70,70,012
Total:						
5075	Capital Outlay on other Transport Services					
Total:					11,73,77,737	50,70,70,012
Total (g)			2,42,95,01,820		2,42,95,01,820	29,98,88,17,423
(j)	Capital Account of General Economic Services					
5452	Capital Outlay on Tourism					
01	Tourist Infrastructure					
101	Tourist Centre					
	Other Schemes each costing Rs. 1 crore or less					46,72,496
101	Tourist Centre					
Total						46,72,496
190	Investments in Public Sector and Other Undertakings					
	Contribution to Share Capital of the proposed West Bengal Tourism Development Corporation Ltd.				1,22,50,000	12,43,30,580
			1,22,50,000			
190	Investments in Public Sector and Other Undertakings					
Total					1,22,50,000	12,43,30,580
800	Other Expenditure					
	Other Schemes each costing Rs. 1 crore or less					93,00,000
800	Other Expenditure					
Total						93,00,000

STATEMENT NO. 13 - DETAILED STATEMENT OF CAPITAL EXPENDITURE  
DURING AND TO END OF THE YEAR 2002-2003

1	Name of expenditure	Expdt. During the Year 2002-2003			Total	Expenditure to end of 2002-2003
		Non-Plan 2 Rs	State Plan 3 Rs	Central Plan/ Centrally Sponsored Plan 4 Rs		
	C. Capital Accounts of Economic services					
	(j) Capital Account of General Economic Services					
5452	Capital Outlay on Tourism					
01	Tourist Infrastructure			1,22,50,000	13,83,03,076	
Total:			1,22,50,000			
80	General					
800	Other Expenditure					
	Other Schemes each costing Rs. 1 crore or less					20,32,010
800	Other Expenditure					
Total						20,32,010
80	General					
Total:						20,32,010
5452	Capital Outlay on Tourism					
Total:			1,22,50,000	1,22,50,000	14,03,35,086	
5465	Investments in General Financial and Trading Institutions					
01	Investments in General Financial Institutions					
190	Investments in Public Sector and Other Undertakings, Banks etc. Rural Banks in W. B.					23,20,25,941
190	Investments in Public Sector and Other Undertakings, Banks etc.					
Total						23,20,25,941
01	Investments in General Financial Institutions					
Total:						23,20,25,941
02	Investments in Trading Institutions					
190	Investments in Public Sector and Other Undertakings Other Schemes each costing Rs. 1 crore or less					
				76,88,000	76,88,000	



STATEMENT NO. 13 - DETAILED STATEMENT OF CAPITAL EXPENDITURE  
DURING AND TO END OF THE YEAR 2002-2003


Name of expenditure		Expdt. During the Year 2002-2003				Expenditure to end of 2002-2003
		Non-Plan	State Plan	Central Plan/ Centrally Sponsored Plan	Total	
1		2 Rs	3 Rs	4 Rs	5 Rs	6 Rs
C.	Capital Accounts of Economic services					
(j)	Capital Account of General Economic Services					
5465	Investments in General Financial and Trading Institutions		76,88,000			
	W. B. Mineral Development and Trading Corporation Ltd.					5,26,55,462
190	Investments in Public Sector and Other Undertakings				76,88,000	6,03,43,462
Total			76,88,000		76,88,000	6,03,43,462
02	Investments in Trading Institutions					
Total:			76,88,000		76,88,000	6,03,43,462
5465	Investments in General Financial and Trading Institutions					
Total:			76,88,000		76,88,000	29,23,69,403
5475	Capital Outlay on other General Economic Services					
101	Land Ceilings (other than agricultural land) Other Schemes each costing Rs. 1 crore or less					3,42,409
101	Land Ceilings (other than agricultural land)					3,42,409
Total						3,42,409
202	Compensation to Land holders on abolition of Zamindari System Other Schemes each costing Rs. 1 crore or less					
		29,14,680			29,14,680	38,14,680
	Cash Compensation-Final Compensation in lieu of acquired lands.					
		5,21,375			5,21,375	61,96,30,002
202	Compensation to Land holders on abolition of Zamindari System					

STATEMENT NO. 13 - DETAILED STATEMENT OF CAPITAL EXPENDITURE  
DURING AND TO END OF THE YEAR 2002-2003

1	Expdt. During the Year 2002-2003					6 Rs
	2 Rs	3 Rs	4 Rs		5 Rs	
Name of expenditure	Non-Plan	State Plan	Central Plan/ Centrally Sponsored Plan		Total	Expenditure to end of 2002-2003
C.						
(j)						
5475						
Total	34,36,055				34,36,055	62,34,44,682
800						
800						
Total						10,97,650
901						
901						
Total						-2,146
00	34,36,055					
Total:					34,36,055	62,48,82,595
5475						
Total:	34,36,055				34,36,055	62,48,82,595
Total (j)	34,36,055	1,99,38,000			2,33,74,055	1,05,75,87,084
Total C.	10,04,91,637	6,16,71,99,354	2,92,08,015	6,29,68,99,006	1,10,57,58,58,746	
<b>GRAND TOTAL :</b>	<b>20,74,02,056</b>	<b>7,41,29,79,048</b>	<b>22,30,90,581</b>	<b>7,84,34,71,685</b>		<b>1,32,84,95,71,360</b>

**Notes**

1. Minus expenditure at pages 161, 210, 215, 216, 218, 253 - 255 & 260 are due to deduct receipt and recoveries on Capital Expenditure.
2. Details of works of State High Ways "5054-03-337" at page 256, the progressive expenditure of which exceeded Rs. 1 crore at the end of 2002 - 2003 are shown in Appendix - II.
3. Details of works of State High Ways "5054-04-800" at page 260, the progressive expenditure of which exceeded Rs. 1 crore at the end of 2002 - 2003 are shown in Appendix - II.





Statement No. - 14

STATEMENT NO. 14 - STATEMENT SHOWING DETAILS OF INVESTMENTS OF GOVERNMENT  
OTHER JOINT STOCK COMPANIES, CO-OPERATIVE BANKS AND

Serial No.	Name of the concern	Year(s) of investment	Details of investment		
			Type	Number of Shares/Debentures and percentage of Government Investment to the total paid-up Capital/Debentures	
1	2	3	4	5	
<b>Banks</b>					
1	Bardhaman Gramin Bank.	Upto	2001-2002	Ordinary Shares & (a)	15000 Shares (15%)
2	Gour Gramin Bank.	Upto	2001-2002	Ordinary Shares	11,250 Shares (15%)
3	Howrah Gramin Bank.	Upto	2001-2002	Ordinary Shares	15,000 Shares(15%)
4	Mallabhum Gramin Bank.	Upto	2001-2002	Ordinary Shares & (a)	11,250 Shares (15%)
5	Mayurakshi Gramin Bank.	Upto	2001-2002	Ordinary Shares & (a)	11,250 Shares (15%)
6	Murshidabad Gramin Bank.	Upto	2001-2002	Ordinary Shares	15,000 Shares (15%)
7	Nadia Gramin Bank.	Upto	2001-2002	Ordinary Shares	11,250 Shares (15%)
8	Sagar Gramin Bank.	Upto	2001-2002	Ordinary Shares	11,250 Shares(15%) & (a)
9	United Bank of India.	Upto	2001-2002	Ordinary Shares Debentures	11,250 Shares(15%)
10	Uttarbanga Kshatriya Gramin Bank.	Upto	2001-2002	Ordinary Shares & (a)	11,250 Shares (15%)
<b>Total - Banks</b>					
<b>Concerns under Liquidation</b>					
1	Ahmedpur Cooperative Agricultural Credit Society.	Upto	2001-2002	Ordinary Shares	59 Shares
2	Apolo Zipper Co. Pvt. Ltd.	Upto	2001-2002	(a)	(a)
3	Bharat Electrical Industries Ltd.	Upto	2001-2002	(a)	(a)
4	Bharat Electrical.	Upto	2001-2002	(a)	(a)
5	Britannia Engineering Limited. (Titagarh)	Upto	2001-2002	(a)	(a)
6	Calcutta Electric Lamps Works Ltd.	Upto	2001-2002	(a)	(a)
7	Contai Cooperative Agricultural Marketing Society.	Upto	2001-2002	Ordinary Shares	207 Shares
8	Dangapara Union Cooperative Agricultural Credit society.	Upto	2001-2002	Ordinary Shares	72 Shares
9	Indian Health Institute Laboratory Ltd.	Upto	2001-2002	(a)	(a)

(a) Information is awaited from Departmental Officers.

IN STATUTORY CORPORATIONS, GOVERNMENT COMPANIES,  
SOCIETIES, ETC. UP TO THE END OF 2002-2003

Face value of each Share/Debenture	Amount invested upto the end of the year 2002-2003	Amount of dividend declared/interest received and credited to Government during the year	Remarks
6 Rs.	7 Rs.	8 Rs.	9
100 & (a)	1,38,11,400		
100 & (a)	15,00,000		
100 & (a)	99,71,400		
100 & (a)	8,67,06,400		
100 & (a)	2,52,30,000		
100 & (a)	84,90,000		
100 & (a)	2,94,81,500		
100 & (a)	3,62,39,250		
5	5,71,191		
100 & (a)	1,63,84,800		
	22,83,85,941	NIL	
100	5,900		
(a)	8,00,000		
(a)	3,845		
(a)	9,757		
(a)	14,40,493		
(a)	1,73,910		
100	20,700		
100	7,200		
(a)	29,60,000		

(a) The amount represent the wages and Bonus of the Security Staff.



STATEMENT NO. 14 - STATEMENT SHOWING DETAILS OF INVESTMENTS OF GOVERNMENT  
OTHER JOINT STOCK COMPANIES, CO-OPERATIVE BANKS AND

Serial No.	Name of the concern	Year(s) of investment	Details of investment	
			Type	Number of Shares/Debentures and percentage of Government Investment to the total paid-up Capital/Debentures
1	2	3	4	5
<b>Concerns under Liquidation</b> -concl'd.				
10	Industrial Societies and Consultants Services.	Upto 2001-2002	(a)	(a)
11	Lily Barly (P) Ltd.	Upto 2001-2002	(a)	(a)
12	Lily Biscuit (P) Ltd.	Upto 2001-2002	(a)	(a)
13	National Tannery co. Ltd.	Upto 2001-2002	(a)	(a)
14	Noapara Union Agricultural Credit Society.	Upto 2001-2002	Ordinary Shares	36 Shares
15	Oriental Gas Co. Ltd.	Upto 2001-2002	(a)	(a)
			<b>Total -</b>	<b>Concerns under Liquidation</b>
<b>Cooperative Banks and Societies.</b>				
1	Agricultural Credit Societies (534)(c)	Upto 2001-2002	Ordinary Shares & (a)	1,04,489 Shares & (a)
2	Co-operative Spinning Mills (CS)	Upto 2002-2003	(a)	(a)
3	Consumers' Cooperative Societies(443)(c)	Upto 2001-2002	Shares & (a)	48,811 Shares & (a)
4	Cooperative Agricultural Societies(211)(c)	Upto 2001-2002	Ordinary Shares	1,55,785 Shares & (a)
5	Cooperative Bank (7)(c)	Upto 2001-2002	Ordinary Shares	30,268 Shares & (a)
6	Cooperative Development Corporation	Upto 2001-2002	(a)	(a)
7	Cooperative Farming Societies (35)(c)	Upto 2001-2002	Ordinary Shares & (a)	1,775 Shares & (a)
8	Cooperative Fisheries and Fishermens' cooperative Societies (76)(c)	Upto 2001-2002	Ordinary Shares	4,897 Shares & (a)
9	Cooperative Marketing Societies Ltd.(c)	Upto 2001-2002	(a)	(a)
10	Cooperative Printing Societies (8)(c)	Upto 2001-2002	Ordinary Shares & (a)	825 Shares & (a)
11	Cooperative Rice Mills (4)(c)	Upto 2001-2002	Ordinary Shares	73,480 Shares & (a)
12	Cooperative Stores(3)(c)	Upto 2001-2002	(a)	(a)

(a) Information is awaited from Departmental Officers.

(c) complete particulars not received from Departmental Officers.

IN STATUTORY CORPORATIONS, GOVERNMENT COMPANIES,  
SOCIETIES, ETC. UP TO THE END OF 2002-2003

Face value of each Share/Debenture	Amount invested upto the end of the year 2002-2003	Amount of dividend declared/interest received and credited to Government during the year	Remarks
6 Rs.	7 Rs.	8 Rs.	9
(a)	36,768		
(a)	586		
(a)	87,00,562		
(a)	44,70,924		
100	3,600		
(a)	28,65,992		
	2,15,00,237	NIL	
10,20,100 & (a)	2,80,91,379		
(a)	1,98,80,000		
10,100,200 & (a)	14,71,65,766		
5,10,20,25,501	1,28,53,358		
1000,100 & (a)	8,63,29,375		
(a)	2,01,046		
10,100,2000 & (a)	27,20,260		
10,100 & (a)	7,77,48,995		
(a)	3,32,000		
50,100,1000 & (a)	1,76,500		
10,100,500,1000	1,20,38,500		
(a)	21,000		

(a) Information is awaited from Departmental Officers.



STATEMENT NO. 14 - STATEMENT SHOWING DETAILS OF INVESTMENTS OF GOVERNMENT  
OTHER JOINT STOCK COMPANIES, CO-OPERATIVE BANKS AND

Serial No.	Name of the concern	Year(s) of investment	Details of investment	
			Type	Number of Shares/Debentures and percentage of Government Investment to the total paid-up Capital/Debentures
1	2	3	4	5
<b>Cooperative Banks and Societies</b>		-contd.		
13	Cooperative Agricultural Processing Societies(4)(c)	Upto 2001-2002	Equity Shares	251 Shares & (a)
		2002-2003	(a)	(a)
14	Credit Cooperatives(c)	Upto 2001-2002	Debentures & (a)	(a)
		2002-2003	(a)	(a)
15	Dairy Co-operatives	Upto 2001-2002	Shares & (a)	(a)
16	Deokota Womens Sewing Industrial Cooperative Ltd.	Upto 2001-2002	(a)	(a)
17	Engineer's Cooperatives(c)	Upto 2001-2002	(a)	(a)
18	Fishing Crafts	Upto 2001-2002	Shares & (a)	(a)
		2002-2003	(a)	(a)
19	Hosiery Cooperatives	Upto 2001-2002	Shares & (a)	9000 & (a)
20	Housing Cooperatives(c)	Upto 2001-2002	(a)	(a)
21	Indian Farmers' Fertilisers Cooperative Society Ltd.	Upto 2001-2002	(a)	(a)
22	Industrial cooperative Societies(9)(c)	Upto 2001-2002	Ordinary Shares & (a)	1,398 Shares & (a)
23	Kangsabati Tungabhadra Co. Spinning Mills.	Upto 2001-2002	Equity Shares & Loan & (a)	(a)
24	Labour Cooperative and Contract Societies(38)(c)	Upto 2001-2002	Ordinary Shares	2,199 Shares (a)
25	Lac Cooperative	Upto 2001-2002	Shares	(a)
26	Land Mortgage Banks(c)	Upto 2001-2002	(a)	(a)
27	Large-sized Multipurpose Cooperative Societies(LAMPS) of Scheduled Castes and Tribes(5)(c)	Upto 2001-2002	(a)	(a)
28	Multipurpose Co-operative Storage Godown	Upto 2001-2002	(a)	(a)
29	Multipurpose Cooperative Societies(6)(c)	Upto 2001-2002	Ordinary Shares	580 Shares (a)
30	New Spinning Mills(c)	Upto 2001-2002	(a)	(a)

(a) Information is awaited from Departmental Officers.



IN STATUTORY CORPORATIONS, GOVERNMENT COMPANIES,  
SOCIETIES, ETC. UP TO THE END OF 2002-2003

Face value of each Share/Debenture	Amount invested upto the end of the year 2002-2003	Amount of dividend declared/interest received and credited to Government during the year	Remarks
6 Rs.	7 Rs.	8 Rs.	9
100,1000 & (a)	21,82,09,120		
(a)	2,24,16,000		
(a)	55,04,05,643		
(a)	4,27,55,775		
(a)	2,10,68,000		
(a)	1,200		
(a)	18,77,400		
(a)	2,92,59,200		
(a)	2,00,00,000		
100 & (a)	30,07,833		
(a)	40,00,000		
(a)	25,00,000		
10,100 & (a)	11,71,00,723		
(a)	8,10,14,500		
10,50,100 & (a)	22,93,550		
(a)	78,132		
(a)	65,92,254		
(a)	22,58,861		
(a)	5,73,675		
10 & 100	1,48,08,400		
(a)	8,19,65,000		

(a) Information is awaited from Departmental Officers.

STATEMENT NO. 14 - STATEMENT SHOWING DETAILS OF INVESTMENTS OF GOVERNMENT  
OTHER JOINT STOCK COMPANIES, CO-OPERATIVE BANKS AND

Serial No.	Name of the concern	Year(s) of investment	Details of investment	
			Type	Number of Shares/Debentures and percentage of Government Investment to the total paid-up Capital/Debentures
1	2	3	4	5
<b>Cooperative Banks and Societies -contd.</b>				
31	Orient Radio Cooperative Industries Ltd.	Upto 2001-2002	(a)	(a)
32	Other Societies(1)(c)	Upto 2001-2002 2002-2003	Ordinary Shares & (a) Shares	42,869 Shares & (a) (a)
33	Paschim Banga Resham Silpi Samabaya Mahasangha Ltd.	Upto 2001-2002 2002-2003	Shares & (a) (a)	(a) (a)
34	Powerloom Cooperatives(c)	Upto 2001-2002	(a)	(a)
35	Primary Handloom Cooperative Societies.	Upto 2001-2002	Shares	(a)
36	Primary Weavers' Cooperatives(c)	Upto 2001-2002	Shares & (a)	(a)
37	Primary/Central Cooperatives for Fisheries.	Upto 2001-2002	Shares & (a)	(a)
38	Purandarpur Bidi Silpi Samabaya Samity Ltd.	Upto 2001-2002	(a)	(a)
39	Readymade Garments Cooperative Society Ltd.	Upto 2001-2002	Shares & (a)	50 Shares & (a)
40	Scheduled Caste Cooperatives.	Upto 2001-2002	(a)	(a)
41	Service Cooperative Societies (435)(c)	Upto 2001-2002	Ordinary Shares & (a)	56,068 Shares & (a)
42	State Handloom Weavrs' Cooperative Society Ltd.(TANTUJA).	Upto 2001-2002 2002-2003	Shares & (a) (a)	(a) (a)
43	Tamaralipta Cooperative Spinning Mills Ltd.	Upto 2001-2002 2002-2003	Shares Shares	(a) (a)
44	Taxi Drivers' Cooperatives(4)(c)	Upto 2001-2002	Ordinary Shares	1,140 Shares & (a)
45	Technicians' Cooperatives(c)	Upto 2001-2002	(a)	(a)
46	Warehousing and Marketing Cooperative Societies	Upto 2001-2002 2002-2003	Shares & (a) (a)	(a) (a)

(a) Information is awaited from Departmental Officers.

(c) Complete particulars not received from the Departmental Officers.

IN STATUTORY CORPORATIONS, GOVERNMENT COMPANIES,  
SOCIETIES, ETC. UP TO THE END OF 2002-2003

Face value of each Share/Debenture	Amount invested upto the end of the year 2002-2003	Amount of dividend declared/interest received and credited to Government during the year	Remarks
6 Rs.	7 Rs.	8 Rs.	9
(a)	16,000		
100 & (a)	65,92,700		
(a)	6,69,150		
(a)	1,39,00,000		
(a)	2,50,000		
(a)	7,50,000		
(a)	5,37,900		
(a)	1,56,60,078		
(a)	3,02,25,920		
(a)	8,280		
1000 & (a)	1,50,000		
(a)	5,00,000		
10,20,100 & (a)	34,63,160		
(a)	16,35,00,000		
(a)	2,25,00,000		
(a)	3,90,65,000		
(a)	60,00,000		
100	1,14,000		
(a)	1,31,000		
(a)	41,57,62,417		
(a)	29,50,000		

(a) Information is awaited from Departmental Officers.



STATEMENT NO. 14 - STATEMENT SHOWING DETAILS OF INVESTMENTS OF GOVERNMENT  
OTHER JOINT STOCK COMPANIES, CO-OPERATIVE BANKS AND

Serial No.	Name of the concern	Year(s) of investment	Details of investment	
			Type	Number of Shares/Debentures and percentage of Government Investment to the total paid-up Capital/Debentures
1	2	3	4	5
<b>Cooperative Banks and Societies -concl.</b>				
47	West Bengal Apex Cooperative Agricultural Marketing Society Ltd.	Upto 2001-2002	Ordinary Shares	41,500 Shares
48	West Bengal Cooperative Spinning Mills, Srirampore	Upto 2001-2002 2002-2003	Loans & (a) Equity Shares	(a) (a)
49	West Bengal Federation of Wholesale Consumers' Cooperative Stores Ltd.	Upto 2001-2002	Ordinary Shares	10,907 Shares
50	West Bengal Fisheries Cooperative Ltd.	Upto 2001-2002	Shares & (a)	(a)
51	West Bengal Handicrafts Cooperative Societies Ltd.	Upto 2001-2002 2002-2003	Shares & (a) Shares	(a) (a)
52	West Bengal Housing Finance Cooperative Society Ltd.	Upto 2001-2002	Ordinary Shares	1,54,400 Shares
53	West Bengal Provincial Cooperative Bank Ltd.	Upto 2001-2002	Ordinary Shares	6,000 Shares
54	West Bengal Resham Silpi Samabaya Mahila Samiti Ltd.	Upto 2001-2002	Shares & (a)	(a)
55	West Bengal State Cooperative Marketing Federation	Upto 2001-2002	(a)	(a)
56	West Bengal State Powerloom Apex Cooperative Society Ltd.	Upto 2001-2002	Ordinary Shares	80 Shares
57	West Bengal Tribal Development Cooperative Corporation Ltd.	Upto 2001-2002	(a)	(a)
58	West Bengal Village & Small Industries Co-operative Society	Upto 2001-2002	(a)	(a)
59	West Dinajpur Spinning Mills Co.	Upto 2001-2002	(a)	(a)
<b>Total -</b>			<b>Cooperative Banks and Societies</b>	
<b>Government Companies</b>				
1	Banana and Fruit Development Coporation.	Upto 2001-2002	Equity Shares	1000 Shares (1%)
2	Basumati Corporation Ltd.	Upto 2001-2002	Equity Shares	1,000 shares

(a) Information is awaited from Departmental Officers.

IN STATUTORY CORPORATIONS, GOVERNMENT COMPANIES,  
SOCIETIES, ETC. UP TO THE END OF 2002-2003

Face value of each Share/Debenture	Amount invested upto the end of the year 2002-2003	Amount of dividend declared/interest received and credited to Government during the year	Remarks
6 Rs.	7 Rs.	8 Rs.	9
100	41,50,000		
(a)	16,34,64,000		
(a)	92,00,000		
100	10,90,700		
(a)	1,69,62,520		
(a)	54,14,000		
(a)	12,00,000		
100	1,54,40,000		
100	6,00,000		
(a)	83,71,000		
(a)	3,30,91,100		
5000	4,00,000		
(a)	2,21,34,037		
(a)	1,60,000		
(a)	10,00,000		
	2,61,51,66,407	26,74,438.00	
100	1,00,000		
1000	10,00,000		

(a) Information is awaited from Departmental Officers.



**STATEMENT NO. 14 - STATEMENT SHOWING DETAILS OF INVESTMENTS OF GOVERNMENT  
OTHER JOINT STOCK COMPANIES, CO-OPERATIVE BANKS AND**

Serial No.	Name of the concern	Year(s) of investment	Details of investment	
			Type	Number of Shares/Debentures and percentage of Government Investment to the total paid-up Capital/Debentures
1	2	3	4	5
<b>Government Companies</b>		<b>-contd.</b>		
3	Central Fisheries Development Corporation Ltd.	Upto 2001-2002	Equity Shares	15 Shares (20%)
4	Central Road Transport Corporation Ltd.	Upto 2001-2002	(a)	(a)
5	Durgapur Chemicals Ltd.	Upto 2001-2002	Equity Shares & Loans	17,15,010 Shares
6	Durgapur Projects Ltd.	Upto 2001-2002	Loan & Shares	5,79,873 Shares & (a)
7	Electro-Medical and Allied Industries Ltd.	Upto 2001-2002	Equity Shares	16,39,936 Shares
8	Gluconate India Ltd.	Upto 2001-2002	Equity Shares	750 Shares
9	Greater Calcutta Gas Supply Corporation Ltd.	Upto 2001-2002	Equity Shares & (a)	20,000 Shares & (a)
10	Indian Belting & Cotton Mills Ltd.	Upto 2001-2002	(a)	(a)
11	Indian Health and Pharmaceuticals Ltd.	Upto 2001-2002	(a)	(a)
12	Inland Water Transport Corporation Ltd.	Upto 2001-2002	(a)	(a)
13	Kalyani Spinning Mills Ltd.	Upto 2001-2002	Loans & (a)	(a)
		2002-2003	Equity Shares	(a)
14	Kolaghat Thermal Power Fly Ash Project.	Upto 2001-2002	(a)	(a)
15	Lily Biscuits & Co. Ltd.	Upto 2001-2002	(a)	(a)
16	M/s. Britania Engineering Product & Services Ltd.	Upto 2001-2002	Equity Shares & (a)	25,000 Shares & (a)
17	M/s. Carter Pooler Engg. Co. Ltd.	Upto 2001-2002	Ordinary Shares	1,000 Shares
18	M/s. I.P.P. Ltd.	Upto 2001-2002	(a)	(a)
19	Mackintosh Burn Ltd.	Upto 2001-2002	Equity Shares	(a)
20	Metro Railway	Upto 2001-2002	(a)	(a)
		2002-2003	(a)	(a)
21	Modern Bakeries(India) Ltd.	Upto 2001-2002	Equity Shares	1 Shares

(a) Information is awaited from Departmental Officers.



IN STATUTORY CORPORATIONS, GOVERNMENT COMPANIES,  
SOCIETIES, ETC. UP TO THE END OF 2002-2003

Face value of each Share/Debenture	Amount invested upto the end of the year 2002-2003	Amount of dividend declared/interest received and credited to Government during the year	Remarks
6 Rs.	7 Rs.	8 Rs.	9
1,00,000	15,00,000		
(a)	2,50,000		
10	1,71,50,100		
1000 (a)	99,98,73,000		
100	16,39,93,600		
1000	7,50,000		
1000 & (a)	24,44,00,000		
(a)	12,06,000		
(a)	7,44,250		
(a)	2,80,64,674		
(a)	8,43,65,000		
(a)	40,00,000		
(a)	2,58,50,937		
(a)	70,41,000		
2000 & (a)	59,55,750		
1000	10,00,000		
(a)	30,00,000		
3500	10,01,000		
(a)	14,00,00,000		
(a)	10,00,00,000		
1000	1,000		

(a) Information is awaited from Departmental Officers.

STATEMENT NO. 14 - STATEMENT SHOWING DETAILS OF INVESTMENTS OF GOVERNMENT  
OTHER JOINT STOCK COMPANIES, CO-OPERATIVE BANKS AND

Serial No.	Name of the concern	Year(s) of investment	Details of investment	
			Type	Number of Shares/Debentures and percentage of Government Investment to the total paid-up Capital/Debentures
1	2	3	4	5
<b>Government Companies</b> -contd.				
22	National Iron & Steel Co. Ltd.	Upto 2001-2002	Equity Shares	1,15,450 Shares
23	National Projects Construction Corporation Ltd.	Upto 2001-2002	Equity Shares	1,000 Shares
24	National Textile Corporation (West Bengal, Assam, Bihar, & Orissa) Ltd.	Upto 2001-2002	Equity Shares & Loans	32,100 Shares
25	New Central Jute Mills Co. Ltd.	Upto 2001-2002	Equity Shares & (a)	(a)
26	Oriental Gas Company Ltd.	Upto 2001-2002	(a)	(a)
27	Silpabarta Printing Press.	Upto 2001-2002	Equity Shares	(a)
28	Sree Saraswaty Press (1984) Ltd.	Upto 2001-2002	Ordinary Shares & (a)	16,21,811 Shares & (a)
29	State Fisheries Development Corporation Ltd.	Upto 2001-2002	Equity Shares & Loans	229 Shares (100%)
30	Teesta Fruit & Vegetables Processing Ltd.	Upto 2001-2002	Equity Shares	1,150 Shares
31	Vedeo Production Cum Training Centre.	Upto 2001-2002	(a)	(a)
32	W.B. Chemical Industries Ltd.	Upto 2001-2002	(a)	(a)
33	W.B. Film Development Corporation Ltd.	Upto 2001-2002	(a)	(a)
34	W.B. Housing Infrastructure Development Corporation Ltd.	Upto 2001-2002	Shares	(a)
35	W.B. Plywood and Allied Products Ltd.	Upto 2001-2002	(a)	(a)
36	West Bengal Seeds Development Corporation.	Upto 2001-2002	Loan & Shares	2,44,200 shares
37	West Bengal Agro-Industries Corporation Ltd.	Upto 2001-2002	Equity Shares	(a)
38	West Bengal Ceramic Development Corporation Ltd.	Upto 2001-2002	Equity Shares & (a)	2,05,901 Shares & (a)
39	West Bengal Colour Film and Sound Laboratory.	Upto 2001-2002	Equity Shares & (a)	4,000 Shares
40	West Bengal Dairy and Poultry Development Corporation Ltd.	Upto 2001-2002	Equity Shares & Loan & (a)	(a)
		2002-2003	Shares	(a)

(a) Information is awaited from Departmental Officers.

IN STATUTORY CORPORATIONS, GOVERNMENT COMPANIES,  
SOCIETIES, ETC. UP TO THE END OF 2002-2003

Face value of each Share/Debenture	Amount invested upto the end of the year 2002-2003	Amount of dividend declared/interest received and credited to Government during the year	Remarks
6 Rs.	7 Rs.	8 Rs.	9
1000	11,54,50,000		
1000	10,00,000		
1000	3,21,00,000		
(a)	4,00,00,000		
(a)	8,50,000		
(a)	37,96,990		
1000, 10 & (a)	4,70,00,000		
1,00,000	2,29,00,000		
1000	11,50,000		
(a)	18,48,441		
(a)	14,00,000		
(a)	28,24,000		
(a)	2,60,00,000		
(a)	1,00,000		
100 & 1,000	2,46,00,000		
100 & (a)	5,65,49,900		
1000, 100 & (a)	3,13,21,000		
1000 & (a)	4,93,63,400		
(a)	4,10,48,115		
(a)	16,00,000		

(a) Information is awaited from Departmental Officers.



STATEMENT NO. 14 - STATEMENT SHOWING DETAILS OF INVESTMENTS OF GOVERNMENT  
OTHER JOINT STOCK COMPANIES, CO-OPERATIVE BANKS AND

Serial No.	Name of the concern	Year(s) of investment	Details of investment	
			Type	Number of Shares/Debentures and percentage of Government Investment to the total paid-up Capital/Debentures
1	2	3	4	5
<b>Government Companies</b> -contd.				
41	West Bengal Electronic Industry Development Corporation.	Upto 2001-2002	Equity Shares & Loan & (a)	96225100 shares & (a)
		2002-2003	Equity Shares	50,00,000 Shares
42	West Bengal Essential Commodities Supply Corporation Ltd.	Upto 2001-2002	Equity Shares	1,23,000 Shares
43	West Bengal Fish Seed Development Corporation.	Upto 2001-2002	Equity Shares	40 Shares
44	West Bengal Forest Development Corporation Ltd.	Upto 2001-2002	Equity Shares & (a)	23,000 Shares & (a)
45	West Bengal Handicrafts Development Corporation.	Upto 2001-2002	Equity Shares & Loan & (a)	428500 Shares & (a)
		2002-2003	Equity Shares	95,000 Shares
46	West Bengal Handloom and Powerloom Development Corporation Ltd.	Upto 2001-2002	Loans & (a)	(a)
		2002-2003	Equity Shares	(a)
47	West Bengal Industrial Development Corporation Ltd.	Upto 2001-2002	Equity Shares & Loan & (a)	11,44,654 Shares & (a)
48	West Bengal Leather Complex	Upto 2001-2002	Equity Shares	10,000 Shares
		2002-2003	(a)	(a)
49	West Bengal Leather Industries Development Corporation Ltd.	Upto 2001-2002	Equity Shares & (a)	246518 Shares & (a)
		2002-2003	Shares	(a)
50	West Bengal Livestock Processing Development Corporation Ltd.	Upto 2001-2002	Equity Shares	1,58,156 Shares (86.9%)
51	West Bengal Mineral Development and Trading Corporation Ltd.	Upto 2001-2002	Loans & (a)	(a)
52	West Bengal Pharmaceuticals and PhytoChemicals Development Corporation	Upto 2001-2002	Equity Shares & (a)	43,38,200 Shares & (a)
		2002-2003	(a)	(a)
53	West Bengal Power Development Corporation.	Upto 2001-2002	Equity Shares & Loan & (a)	82,09,950 Shares & (a)
54	West Bengal Project Ltd.	Upto 2001-2002	Equity Shares	40,000 Shares

(a) Information is awaited from Departmental Officers.

IN STATUTORY CORPORATIONS, GOVERNMENT COMPANIES,  
SOCIETIES, ETC. UP TO THE END OF 2002-2003

Face value of each Share/Debenture	Amount invested upto the end of the year 2002-2003	Amount of dividend declared/interest received and credited to Government during the year	Remarks
6 Rs.	7 Rs.	8 Rs.	9
10 & (a)	1,30,04,00,000		
10	6,00,00,000		
100	1,23,00,000		
1,00,000	40,00,000		
100 & (a)	4,54,99,955		
100 & (a)	6,11,05,527		
100	95,00,000		
(a)	22,54,50,840		
(a)	1,50,00,000		
1000 & (a)	2,34,23,50,790		
(a)	96,93,806		
(a)	2,15,17,518		
1000,100,747 &	3,38,73,581		
(a)	5,00,000		
100	1,58,15,600		
(a)	5,62,95,462		
10 & (a)	13,02,61,000		
(a)	75,00,000		
1000 & (a)	23,37,05,33,780		
100	40,00,000		

(a) Information is awaited from Departmental Officers.



STATEMENT NO. 14 - STATEMENT SHOWING DETAILS OF INVESTMENTS OF GOVERNMENT  
OTHER JOINT STOCK COMPANIES, CO-OPERATIVE BANKS AND

Serial No.	Name of the concern	Year(s) of investment	Details of investment	
			Type	Number of Shares/Debentures and percentage of Government Investment to the total paid-up Capital/Debentures
1	2	3	4	5
<b>Government Companies</b>			-contd.	
55	West Bengal Scheduled Castes & Tribes Development and Finance Corporation.	Upto 2001-2002	(a)	(a)
56	West Bengal Small Industries Corporation Ltd.	Upto 2001-2002	Shares	97,000 Shares
57	West Bengal State Minor Irrigation Corporation Ltd.	Upto 2001-2002	Equity Shares & (a)	9,89,000 Shares & (a)
58	West Bengal State Textile Corporation Ltd.	Upto 2001-2002	Equity Shares & (a)	32,100 Shares
59	West Bengal Sugar Industries Development Corporation Ltd.	Upto 2001-2002	Loans & (a)	(a)
		2002-2003	(a)	(a)
60	West Bengal Tea Development Corporation Ltd.	Upto 2001-2002	Equity Shares & Loan & (a)	4,90,810 shares & (a)
		2002-2003	Equity Shares	(a)
61	West Bengal Tourism Development Corporation.	Upto 2001-2002	Equity Shares & Loan & (a)	11,200-Shares & (a)
		2002-2003	Shares	(a)
62	West Bengal Waste Land Development Coporation.	Upto 2001-2002	Equity Shares	24,000 Shares
63	West Dinajpur Spinning Mills Ltd.	Upto 2001-2002	Equity Shares & Loan & (a)	6,05,030 shares & (a)
		2002-2003	(a)	(a)
64	Westinghouse Saxby Farmer Ltd.	Upto 2001-2002	Equity Shares & Loans	7,50,000 Shares
			<b>Total</b>	<b>Government Companies</b>
<b>Joint Stock Companies</b>				
1	Bakreswar Thermal Power Project.	Upto 2001-2002	(a)	(a)
2	Britania Engineering Co. Ltd.	Upto 2001-2002	Ordinary Shares & (a)	1,650 Shares & (a)
3	Commercial Produce Ltd.	Upto 2001-2002	(a)	(a)
4	Dhakeswari Cotton Mills Ltd.	Upto 2001-2002	Ordinary Shares	1,00,000 Shares (11%).

(a) Information is awaited from Departmental Officers.



IN STATUTORY CORPORATIONS, GOVERNMENT COMPANIES,  
SOCIETIES, ETC. UP TO THE END OF 2002-2003

Face value of each Share/Debenture	Amount invested upto the end of the year 2002-2003	Amount of dividend declared/interest received and credited to Government during the year	Remarks
6 Rs.	7 Rs.	8 Rs.	9
(a)	56,57,98,612		
100	15,21,15,931		
100 & (a)	10,39,00,000		
1000 & (a)	2,65,50,000		
(a)	14,49,13,700		
(a)	1,00,00,000		
100 & (a)	21,20,07,426		
(a)	90,00,000		
1000 & (a)	11,25,88,080		
(a)	1,22,50,000		
100	24,00,000		
100 & (a)	8,51,73,560		
(a)	48,00,000		
10	75,00,001		
	<u>31,50,67,43,326</u>	<u>1,04,36,342.56</u>	
(a)	2,20,57,000		
2000 & (a)	76,50,000		
(a)	7,50,000		
10	10,00,000		

(a) Information is awaited from Departmental Officers.

**STATEMENT NO. 14 - STATEMENT SHOWING DETAILS OF INVESTMENTS OF GOVERNMENT  
OTHER JOINT STOCK COMPANIES, CO-OPERATIVE BANKS AND**

Serial No.	Name of the concern	Year(s) of investment	Details of investment	
			Type	Number of Shares/Debentures and percentage of Government Investment to the total paid-up Capital/Debentures
1	2	3	4	5
<b>Joint Stock Companies</b>				
5	Engel India Machine Tools Ltd.	Upto 2001-2002	(a)	(a)
6	Great Eastern Hotel Ltd.	Upto 2001-2002	(a)	(a)
7	Haldia Petrochemical Ltd.	Upto 2001-2002	Equity Shares & (a)	(a)
		2002-2003	(a)	(a)
8	Indian Mechanisation and Allied Products Ltd.	Upto 2001-2002	Equity Shares	33,000 Shares
9	Infusions (India) Ltd.	Upto 2001-2002	(a)	(a)
		2002-2003	(a)	(a)
10	International Equipment Corporation Ltd.	Upto 2001-2002	(a)	(a)
11	M/s. Bharat Electrical Industries Ltd.	Upto 2001-2002	(a)	(a)
12	Mayurakshi Cotton Mills Ltd.	Upto 2001-2002	Preference Shares & Loans	10,000 Shares (a)
		2002-2003	Shares	(a)
13	Poddar Projects Ltd.	Upto 2001-2002	Equity Shares	1,23,000 Shares
14	Saktigarh Textile & Industry Ltd.	Upto 2001-2002	Preference Shares Equity Share	64,000 Shares
15	Sri Radha Krishna Sugar Mills Ltd.	Upto 2001-2002	(a)	(a)
16	The Bengal Salt Companies Ltd.	Upto 2001-2002	Equity Shares	6,800 Shares (23%)
17	W.B. Cooperative Milk Producer's Federation Ltd.	Upto 2001-2002	(a)	(a)
		2002-2003	(a)	(a)
18	West Bengal Backward Class Development and Finance Corporation.	Upto 2001-2002	Shares & (a)	(a)
19	West Bengal Minorities Development Finance Corporation for 1996-97.	Upto 2001-2002	(a)	(a)
20	West Bengal Pulpwood Development Corporation Limited	Upto 2001-2002	(a)	(a)

(a) Information is awaited from Departmental Officers.

IN STATUTORY CORPORATIONS, GOVERNMENT COMPANIES,  
SOCIETIES, ETC. UP TO THE END OF 2002-2003

Face value of each Share/Debenture	Amount invested upto the end of the year 2002-2003	Amount of dividend declared/interest received and credited to Government during the year	Remarks
6 Rs.	7 Rs.	8 Rs.	9
(a)	87,45,394		
(a)	14,00,000		
(a)	5,40,28,26,024		
(a)	55,000		
10 & 100	6,00,000		
(a)	3,10,50,000		
(a)	33,00,000		
(a)	62,000		
(a)	30,00,000		
10, 100 & (a)	4,48,63,791		
(a)	30,00,000		
10 & 100	15,00,000		
10 & 100	10,00,000		
(a)	21,40,000		
25	1,70,000		
(a)	1,50,00,000		
(a)	47,50,000		
(a)	89,00,000		
(a)	18,59,00,000		
(a)	3,44,26,000		

(a) Information is awaited from Departmental Officers.



**STATEMENT NO. 14 - STATEMENT SHOWING DETAILS OF INVESTMENTS OF GOVERNMENT  
OTHER JOINT STOCK COMPANIES, CO-OPERATIVE BANKS AND**

Serial No.	Name of the concern	Year(s) of investment	Details of investment	
			Type	Number of Shares/Debentures and percentage of Government Investment to the total paid-up Capital/Debentures
1	2	3	4	5
<b>Joint Stock Companies -concl'd.</b>				
21	West Bengal S.C.and S.T. Development and Finance Corporation.	Upto 2001-2002	Shares & (a)	(a)
22	West Bengal Tribal Development Corporation Ltd.	Upto 2001-2002	Shares & (a)	(a)
			<b>Total -</b>	<b>Joint Stock Companies</b>
<b>Statutory Corporations</b>				
1	West Bengal Financial Corporation	Upto 2001-2002	Equity Shares & (a)	24,75,000 Shares & (a)
		2002-2003	Equity Shares	4,00,000 Shares
2	West Bengal Industrial Infrastructure Development Corporation	Upto 2001-2002	Shares	7,96,000 Shares
3	West Bengal State Warehousing Corporation	Upto 2001-2002	Equity Shares & (a)	2,50,700 Shares & (a)
		2002-2003	Shares	94,10,00 Shares
			<b>Total -</b>	<b>Statutory Corporations</b>
			<b>Grand Total -</b>	

(a) Information is awaited from Departmental Officers.

IN STATUTORY CORPORATIONS, GOVERNMENT COMPANIES,  
SOCIETIES, ETC. UP TO THE END OF 2002-2003

Face value of each Share/Debenture	Amount invested upto the end of the year 2002-2003	Amount of dividend declared/interest received and credited to Government during the year	Remarks
6 Rs.	7 Rs.	8 Rs.	9
(a)	33,78,01,870		
(a)	5,01,10,714		
	6,17,20,57,793	7,08,503.25	
100-1000 & (a)	47,39,00,086		
100	4,00,00,000		
1000	80,35,60,668		
100 & (a)	3,05,70,000		
1000	14,51,00,000		
	1,49,31,30,754	NIL	
	42,03,69,84,458	1,38,19,283.81	

---

(a) Information is awaited from Departmental Officers.

STATEMENT NO. 15 - STATEMENT SHOWING THE CAPITAL AND OTHER EXPENDITURE  
(OTHER THAN ON REVENUE ACCOUNT) TO END OF THE YEAR 2002-2003 AND THE  
PRINCIPAL SOURCES FROM WHICH THE FUNDS WERE PROVIDED FOR THE EXPENDITURE.

	On the 31st March, 2002	During the year (In Crores of Rupees)	On the 31st March, 2003
<b>CAPITAL EXPENDITURE-</b>			
General Services --			
Public Works	516.40	31.97	548.38
Other General services	1.56	0.00(d)	1.56
Social Services --			
Education, Sports, Art & Culture	208.96	4.91	213.87
Health and Family Welfare	651.69	41.53	693.22
Water Supply, Sanitation, Housing and Urban Development	485.30	70.55	555.85
Information and Broadcasting	18.26	0.46	18.72
Welfare of Scheduled Casts, Scheduled Tribes and other Backward Classes	110.50	1.56	112.06
Social Welfare and Nutrition	51.87	2.92	54.79
Others	28.55	0.75	29.30
Economic Services --			
Agriculture and Allied Activities	457.37	17.91	475.29
Rural Development	12.11	0.00(d)	12.11
Special Areas Programme	192.23	21.35	213.58
Irrigation and Flood Control	3,032.41	164.89(a)	3,197.30
Energy	2,408.94	141.84	2,550.78
Industry and Minerals	1,465.69	38.46	1,504.15
Transport	2,755.93	243.11(b)	2,999.04
General Economic Services	103.42	2.34	105.76
<b>Total-- Capital Expenditure</b>	<b>12,501.19</b>	<b>784.57</b>	<b>13,285.76</b>
<b>LOANS AND ADVANCES -</b>			
Social Services-			
Education, Sports, Art and Culture	11.13	0.00(d)	11.13
Health and Family Welfare	0.40	0.00(c)	0.40
Water Supply, Sanitation, Housing and Urban Development	572.74	14.40	587.14
Information and Broadcasting	12.10	0.30	12.40
Welfare of Scheduled Castes, Scheduled Tribes and Other Backward Classes	4.43	0.00	4.43
Social Welfare and Nutrition	4.35	0.01	4.36
Others	15.34	-0.11	15.23

- (a) Includes Rs. 5,87,026 spent out of advance from the Contingency Fund during the year, but not recouped to the fund till the close of the year.  
(b) Includes Rs. 16,24,597 spent out of advance from the Contingency Fund during the year, but not recouped to the fund till the close of the year.  
(c) Actual Addition is Rs. (-) 42,900, (d) Actual Addition Nil.




STATEMENT NO. 15 – *Concl.*

LOANS AND ADVANCES	During the year		
	On the 31st March, 2002	(In Crores of Rupees)	On the 31st March, 2003
Economic Services			
Agriculture and Allied Activities	395.86	17.33	413.19
Rural Development	12.10	14.62	26.72
Special Areas Programmes	26.10	2.50	28.60
Irrigation and Flood Control	0.86	-0.06	0.79
Energy	7,389.93	981.91	8,371.84
Industries and Minerals	1,674.18	116.82	1,791.01
Transport	1,047.80	15.11	1,062.91
Science Technology and Environment	0.01	0.00(d)	0.01
General Economic Services	28.16	3.19	31.35
Loans to Government Servants etc.	334.01	-16.59	317.42
Miscellaneous Loans	0.58	0.00(d)	0.58
<b>Total - Loans and Advances</b>	<b>11,530.08</b>	<b>1,149.43</b>	<b>12,679.51</b>
<b>OTHER EXPENDITURE</b>			
Appropriation to Contingency Fund	20.00	0.00(d)	20.00
<b>Total -- Capital and other expenditure</b>	<b>24,051.27</b>	<b>1,934.00</b>	<b>25,985.27</b>
Deduct - Contribution from Revenue, Development Funds, Reserve Funds, etc. and contingency Fund			0.00
<b>Net-- Capital and other expenditure</b>	<b>24,051.27</b>	<b>1,934.00</b>	<b>25,985.27</b>
<b>PRINCIPAL SOURCES OF FUNDS-</b>			
Revenue surplus/Deficit/Miscellaneous Government Account	0.00	(-)-8,635.32 (x)	-8,635.32
Internal Debt of the State Government	30,670.00	10,293.13	40,963.14
Loans and Advances from the Central Government	23,717.36	936.34	24,653.71
Small Savings, Provident Funds, etc.	4,078.52	187.30	4,265.82
<b>Total-Outstanding Debt</b>	<b>58,465.88</b>	<b>11,416.78</b>	<b>69,882.66</b>
<b>Total - Contingency Fund</b>	<b>19.34</b>	<b>-0.23</b>	<b>19.11</b>
Sinking Funds and Reserve Funds	97.18	165.68	262.86
Net Balance under Deposits, Advances etc. other than those shown separately	8,146.13	-846.70	7,299.43
Remittances	-349.93	-51.71	-401.64
<b>Total - Debt and other Obligations</b>	<b>66,378.60</b>	<b>10,683.81</b>	<b>77,062.41</b>
<i>Deduct</i> - Cash balance	-7.89	114.57	106.68
<i>Deduct</i> - Investments	453.58	0.15	453.73
<b>Net provision of funds</b>	<b>24,051.27</b>	<b>1,934.00</b>	<b>25,985.27</b>

(d) Actual Addition Nil.

(x) Comprises Revenue Deficit and Misc. Government Account of Rs. (+)-86,35,31,90,089.



**Part II -- Detailed Accounts and Other Statements**

**B -- Debt, Contingency Fund and Public Account**



STATEMENT NO. 16 -- DETAILED STATEMENT OF RECEIPTS, DISBURSEMENTS AND BALANCES

Heads of Account	Opening Balance on 1st April 2002
1	2
<b>Part-I-Consolidated Fund</b>	Rs.
Receipts Heads ( Revenue Account)	(A)
Expenditure Heads (Revenue Account)	(A)
Expenditure Heads (Capital Account)	(A)
<b>E. Public Debt</b>	
6003 Internal Debt of the State Government	Cr. 3,06,70,00,24,500
6004 Loans and Advances from the Central Government	Cr. 2,37,17,36,33,987
Total- E. Public Debt (B)	Cr. 5,43,87,36,58,487
<b>F. Loans and Advances</b>	
Total- F. Loans and Advances (X)	Dr. 1,15,30,07,86,713
<b>Total Part-I Consolidated Fund</b>	
<b>Part II - Contingency Fund</b>	
8000 - Contingency Fund	
2014 Administration of Justice	
2015 Elections	
2029 Land Revenue	Dr. 5,89,960
2041 Taxes on Vehicles	
2049 Interest Payments	
2052 Secretariat - General Services	
2055 Police	Dr. 12,207
2058 Stationery and Printing	
2059 Public Works	
2070 Other Administrative Services	
2071 Pensions and Other Retirement Benefits	Dr. 1,01,700
2210 Medical and Public Health	
2211 Family Welfare	Dr. 50,000
2235 Social Security and Welfare	
2404 Dairy Development	Dr. 21,600
2415 Agricultural Research and Education	
2505 Rural Employment	
2515 Other Rural Development Programmes	
2701 Major and Medium Irrigation	
3054 Road and Bridges	
3451 Secretariat - Economic Services	
(B) For detailed account please see Statement No. - 17.	
(X) For detailed account please see Statement No. 18.	
(A) These close to Government Account.	

UNDER HEADS OF ACCOUNT RELATING TO DEBT, CONTINGENCY FUND AND PUBLIC ACCOUNT.

Receipts	Disbursements	Closing balance on 31st March 2003
3	4	5
Rs.	Rs.	Rs. (a)
1,45,25,45,29,577		
	2,31,60,77,19,666	(a)
	7,84,34,71,685	(a)
2,78,43,26,73,108	1,75,50,13,38,962	Cr. 4,09,63,13,58,646
25,68,43,41,777	16,32,08,97,683	Cr. 2,46,53,70,78,081
3,04,11,70,14,885	1,91,82,22,36,645	Cr. 6,56,16,84,36,727
2,13,35,57,073	13,62,78,36,443	Dr. 1,26,79,50,66,083
4,51,50,51,01,535	4,44,90,12,64,439	

10,000

Dr.

5,99,960

1,00,000

Dr.

1,00,000

12,207

Dr.

1,01,700

Dr.

50,000

1,500

Dr.

1,500

Dr.

21,600

STATEMENT NO. 16 -- DETAILED STATEMENT OF RECEIPTS, DISBURSEMENTS AND BALANCES

Heads of Account

Opening Balance  
on 1st April 2002

1

2  
Rs.

4059 Capital Outlay on Public Works		
4202 Capital Outlay on Education, Sports Art and		
4210 Capital Outlay on Medical and Public Health		
4216 Capital Outlay on Housing, Urban Dev. Water Supply etc. Dr.		38,00,498
4408 Capital Outlay on Food Storage and Warehousing		
4701 Capital Outlay on Major and Medium Irrigation	Dr.	3,99,745
4711 Capital Outlay on Flood Control Projects	Dr.	16,19,553
5054 Capital Outlay on Roads and Bridges		
6885 Other Loans to Industries and Minerals		
7999 Appropriation to the Contingency Fund	Cr.	20,00,00,000
Total - 8000 - Contingency Fund	Cr.	19,34,04,737
<b>Total - Part II - Contingency Fund</b>	Cr.	19,34,04,737

**Part III - Public Account**

**I. Small Savings, Provident Fund, etc. (\*)**

(b) Provident Funds

8009 01 State Provident Funds

Total 8009 01 State Provident Funds

Cr. 39,99,73,94,518

8009 04 State Provident Funds

Total 8009 04 State Provident Funds

Cr. 39,99,73,94,518

Total (b) Provident Funds

(c) Other Accounts

8011 Insurance and Pension Funds

Total 8011 Insurance and Pension Funds

Cr. 78,77,86,475

Total (c) Other Accounts

Cr. 78,77,86,475

**Total I. Small Savings, Provident Fund, etc.**

Cr. 40,78,51,80,993

**J. Reserve Fund**

(a) Reserve Funds bearing Interest

8115 Depreciation/Renewal Reserve Fund

103 Depreciation Reserve Funds-Government Commercial  
Departments and Undertakings

Cr. 47,17,315

(\*) For detailed account please see Statement No. 17



UNDER HEADS OF ACCOUNT RELATING TO DEBT, CONTINGENCY FUND AND PUBLIC ACCOUNT.

Receipts	Disbursements	Closing balance on 31st March 2003
3	4	5
Rs.	Rs.	Rs.
		Dr. 38,00,498
		Dr. 3,99,745
	5,87,026	Dr. 22,06,579
	16,24,597	Dr. 16,24,597
		Cr. 20,00,00,000
12,207	23,23,123	Cr. 19,10,93,821
12,207	23,23,123	Cr. 19,10,93,821
10,57,73,97,482	8,71,76,23,367	Cr. 41,85,71,68,633
400		Cr. 400
10,57,73,97,882	8,71,76,23,367	Cr. 41,85,71,69,033
19,52,46,808	18,20,25,011	Cr. 80,10,08,272
19,52,46,808	18,20,25,011	Cr. 80,10,08,272
10,77,26,44,690	8,89,96,48,378	Cr. 42,65,81,77,305
		Cr. 47,17,315

STATEMENT NO. 16 -- DETAILED STATEMENT OF RECEIPTS, DISBURSEMENTS AND BALANCES

Heads of Account

Opening Balance  
on 1st April 2002

1

2

Rs.

Total 8115 Depreciation/Renewal Reserve Fund

Cr. 47,17,315

8121 General and Other Reserve Funds

122 Calamity Relief Fund

Cr. 35,10,05,061

Total 8121 General and Other Reserve Funds

Cr. 35,10,05,061

Total (a) Reserve Funds bearing Interest

Cr. 35,57,22,376

(b) Reserve Funds not bearing Interest

8222 01 Sinking Funds

101 Sinking Funds

Cr. 8,96,000

Total 8222 01 Sinking Funds

Cr. 8,96,000

8222 02 Sinking Funds

101 Investment Account

Total 8222 02 Sinking Funds

8223 Famine Relief Fund

101 West Bengal Famine Insurance Fund

102 West Bengal Famine Relief Fund

Cr. 1,32,03,260

Total 8223 Famine Relief Fund

Cr. 1,32,03,260

8225 02 Roads and Bridges Fund

101 State Roads and Bridges Fund

Cr. 37,13,09,456

Total 8225 02 Roads and Bridges Fund

Cr. 37,13,09,456

8226 Depreciation/Renewal Reserve Fund

UNDER HEADS OF ACCOUNT RELATING TO DEBT, CONTINGENCY FUND AND PUBLIC ACCOUNT.

Receipts	Disbursements	Closing balance on 31st March 2003	
3	4	5	
Rs.	Rs.	Rs.	
		Cr.	47.17.315
73,27,94,000	-84,15,86,240	Cr.	1,92,53,85,301
73,27,94,000	-84,15,86,240	Cr.	1,92,53,85,301
73,27,94,000	-84,15,86,240 (*)	Cr.	1,93,01,02,616
		Cr.	8,96,000
		Cr.	8,96,000
		Cr.	1,32,03,260
		Cr.	1,32,03,260
8,12,65,143		Cr.	45,25,74,599
8,12,65,143		Cr.	45,25,74,599

(\*) The minus figure is due to exhibition of credit as minus debit.



STATEMENT NO. 16 -- DETAILED STATEMENT OF RECEIPTS, DISBURSEMENTS AND BALANCES

Heads of Account	Opening Balance on 1st April 2002	
1	2	Rs.
J.		
(b)		
8226		
102 Depreciation Reserve Funds of Government Non	Cr.	28,72,738
<b>Total 8226 Depreciation/Renewal Reserve Fund</b>	<b>Cr</b>	<b>28,72,738</b>
8229 Development and Welfare Funds		
103 Development Funds For Agricultural Purposes	Cr.	2,89,04,675
107 Funds for Development of Milk Supply	Cr.	60,84,114
109 Co-operative Development Funds	Cr.	2,00,361
200 Other Development and Welfare Fund Special Development Fund -		
002 General Reserve Fund for Coochbehar	Cr.	64,77,689
005 General Reserve Fund for Cooch-Bihar-Investment Account	Dr	59,57,098
<b>Total 8229 Development and Welfare Funds</b>	<b>Cr</b>	<b>4,62,44,103</b>
8235 General and Other Reserve Funds	Dr	59,57,098
111 Calamity Relief Fund	Cr.	15,68,91,589
200 Other Funds	Cr.	2,46,29,924
<b>Total 8235 General and Other Reserve Funds</b>	<b>Cr.</b>	<b>18,15,21,513</b>

UNDER HEADS OF ACCOUNT RELATING TO DEBT, CONTINGENCY FUND AND PUBLIC ACCOUNT.

Receipts	Disbursements	Closing balance on 31st March 2003	
3	4	5	
Rs.	Rs.	Rs.	
		Cr.	28,72,738
		Cr	28,72,738
		Cr.	2,89,04,675
		Cr.	60,84,114
		Cr.	2,00,361
		Cr.	64,77,689
		Dr.	59,57,098
		Cr	4,62,44,103
		Dr	59,57,098
		Cr.	15,68,91,589
50,18,597	38,80,495	Cr.	2,57,68,026
50,18,597	38,80,495	Cr.	18,26,59,615

STATEMENT NO. 16 -- DETAILED STATEMENT OF RECEIPTS, DISBURSEMENTS AND BALANCES

Heads of Account	Opening Balance on 1st April 2002
1	2 Rs.
J.	
(b)	
Total (b) Reserve Funds not bearing Interest	Cr. 61.60.47.070 Dr. 59.57.098
<b>Total J. Reserve Fund</b>	<b>Cr. 97.17.69.446 Dr. 59.57.098</b>
<b>K. Deposits and Advances</b>	
(a) Deposits bearing Interest	
8336 Civil Deposits	
101 Security Deposits	Cr.
800 Other Deposits	Cr. 28,45,29,33,531
Total 8336 Civil Deposits	Cr. 28,45,29,33,531
8338 Deposit of Local Funds	
102 Deposits of State Transport Corporations	Cr. 2,75,40,301
104 Deposits of other Autonomous Bodies	Cr. 49,78,400
Total 8338 Deposit of Local Funds	Cr. 3,25,18,701
8342 Other Deposits	
103 Deposits of Government Companies & Corporation.	Cr. 1,07,30,40,677
113 Solatium Fund	Cr. 3,18,900
120 Miscellaneous Deposits	Cr. 25,21,30,444
Total 8342 Other Deposits	Cr. 1,32,54,90,021
Total (a) Deposits bearing Interest	Cr. 29,81,09,42,253
(b) Deposits not bearing Interest	
8443 Civil Deposits	
101 Revenue Deposits	Cr. 20,58,15,755
103 Security Deposits	Cr. 23,73,23,724
104 Civil Courts' Deposits	Cr. 26,55,53,686
105 Criminal Courts Deposits	Cr. 20,31,66,183



UNDER HEADS OF ACCOUNT RELATING TO DEBT, CONTINGENCY FUND AND PUBLIC ACCOUNT.

Receipts	Disbursements	Closing balance on 31st March 2003	
3	4	5	
Rs.	Rs.	Rs.	
8.62.83.740	38.80.495	Cr	69.84.50.315
		Dr	59.57.098 (#)
81.90.77.740	-83.77.05.745 (*)	Cr	2.62.85.52.931
		Dr	59.57.098 (#)
44,820	7,29,199	Cr.	(-) 6,84,379
6,85,04,35,640	4,94,67,05,794	Cr.	30,35,66,63,377
6.85.04.80.460	4.94.74.34.993	Cr.	30.35.59.78.998
		Cr.	2,75,40,301
		Cr.	49,78,400
		Cr.	3.25.18.701
12,68,40,88,106	1,50,00,000	Cr.	13,74,21,28,783
		Cr.	3,18,900
-25,21,30,444			
12.43.19.57.662	1.50.00.000	Cr.	13.74.24.47.683
19,28,24,38,122	4,96,24,34,993	Cr.	44,13,09,45,382
61,40,251	1,32,14,842	Cr.	19,87,41,164
3,78,99,429	2,88,45,000	Cr.	24,63,78,153
25,63,40,404	14,31,76,011	Cr.	37,87,18,079
-7,01,751	56,20,541	Cr.	19,68,43,891

(\*) The minus figure is due to exhibition of Credit as minus debit.

(#) The Dr. figure represents Investment.

STATEMENT NO. 16 -- DETAILED STATEMENT OF RECEIPTS, DISBURSEMENTS AND BALANCES

Heads of Account

Opening Balance  
on 1st April 2002

1

2

Rs.

K.

(b)

8443

106	Personal Deposits	Cr.	5,13,90,80,998
107	Trust Interest Funds	Cr.	
108	Public Works Deposits	Cr.	2,89,55,87,336
109	Forest Deposits	Cr.	2,47,75,353
110	Deposits of Police Funds	Cr.	2,30,19,378
111	Other Departmental Deposits	Cr.	6,272
112	Deposits for purchases etc., in India	Cr.	4,08,745
115	Deposits received by Government Commercial Undertakings	Cr.	38,598
116	Deposits under various Central and State Acts	Cr.	18,68,888
117	Deposits for work done for Public bodies or Private	Cr.	4,61,787
121	Deposits in Connection with Elections	Cr.	84,24,859
123	Deposits of Educational Institutions	Cr.	60
124	Unclaimed Deposits in the General Provident Fund	Cr.	2,79,412
126	Unclaimed deposits in other Provident Funds	Cr.	2,06,831
129	Deposits on account of cost price of Liquor & Bhang	Cr.	6,58,582
800	Other Deposits	Cr.	1,43,14,070

---

Cr. 9,02,09,90,517

Total 8443 Civil Deposits

8448 Deposits of Local Funds

101 District Funds

102 Municipal Funds : Municipality/Calcutta Corporation Cr. 3,48,43,07,472

105 State Transport Corporation Funds Cr. 6,11,24,159

107 State Electricity Boards's Working Funds Cr. 1,25,41,555

109 Panchayat Bodies Funds Cr. 17,00,77,38,372

110 Education Funds Cr. 3,25,48,05,329

111 Medical and Charitable Funds Cr. 28,052

120 Other funds Cr. 3,50,95,43,096

---

Cr. 27,33,00,88,035

Total 8448 Deposits of Local Funds

UNDER HEADS OF ACCOUNT RELATING TO DEBT, CONTINGENCY FUND AND PUBLIC ACCOUNT.

Receipts	Disbursements	Closing balance on 31st March 2003	
3	4	5	
Rs.	Rs.	Rs.	
4,60,85,04,854 (a)	3,28,01,85,643	Cr.	6,46,74,00,209
34,57,375	2,32,56,736	Cr.	-1,97,99,361
3,60,54,19,301	3,59,63,71,704	Cr.	2,90,46,34,933
21,52,23,446	17,65,96,835	Cr.	6,34,01,964
17,54,388	24,000	Cr.	2,47,49,766
		Cr.	6,272
		Cr.	4,08,745
		Cr.	38,598
2,66,207		Cr.	21,35,095
	1,00,436	Cr.	3,61,351
3,30,397	60,750	Cr.	86,94,506
22,395		Cr.	22,455
		Cr.	2,79,412
		Cr.	2,06,831
8,907		Cr.	6,67,489
14,00,398	1,05,64,092	Cr.	51,50,376
<hr/>	<hr/>		
8,73,60,66,001	7,27,80,16,590	Cr.	10,47,90,39,928
1,98,66,708 (b)	98,25,343	Cr.	1,00,41,366
2,90,02,58,358 (c)	3,69,39,50,935	Cr.	2,69,06,14,895
94,49,45,736	99,19,76,629	Cr.	1,40,93,266
3,05,64,27,088	2,70,21,96,921	Cr.	36,67,71,722
7,02,02,30,552 (d)	13,21,18,04,037	Cr.	10,81,61,64,887
14,07,92,60,574 (e)	14,59,73,24,949	Cr.	2,73,67,40,954
		Cr.	28,052
6,79,78,34,163 (f)	8,27,22,41,267	Cr.	2,03,51,35,992
<hr/>	<hr/>		
34,81,88,23,180	43,47,93,20,081	Cr.	18,66,95,91,134

- (a) Includes Rs. 72,60,70,800 Transfer Credit from the Consolidated fund.  
 (b) Includes Rs. 78,67,950 Transfer Credit from the Consolidated fund.  
 (c) Includes Rs. 3,18,08,749 Transfer Credit from the Consolidated fund.  
 (d) Includes Rs. 451,57,44,377 Transfer Credit from the Consolidated fund.  
 (e) Includes Rs. 659,24,44,835 Transfer Credit from the Consolidated fund.  
 (f) Includes Rs. 240,60,76,616 Transfer Credit from the Consolidated fund.



STATEMENT NO. 16 -- DETAILED STATEMENT OF RECEIPTS, DISBURSEMENTS AND BALANCES

Heads of Account

Opening Balance  
on 1st April 2002

1

2

Rs.

K.

(b)

8449 Other Deposits

103 Subventions from Central Road Funds

Cr. 5,86,58,431

105 Deposits of Market Loans

Cr.

120 Miscellaneous Deposits

Cr. 4,27,48,01,291

Total 8449 Other Deposits

Cr. 4,33,34,59,722

Total (b) Deposits not bearing Interest

Cr. 40,68,45,38,274

(c) Advances

8550 Civil Advances

101 Forest Advances

Dr. 4,60,81,747

102 Revenue Advances

103 Other Departmental Advances

Dr. 12,63,93,905

104 Other Advances

Dr. 11,61,07,946

Total 8550 Civil Advances

Dr. 28,85,83,598

Total (c) Advances

Dr. 28,85,83,598

**Total K. Deposits and Advances**

Cr. 70,20,68,96,929

L. Suspense And Miscellaneous

(b) Suspense

8658 Suspense Accounts

101 Pay and Accounts Office-Suspense

Dr. 2,00,40,61,074

102 Suspense Account-(Civil)

Cr. 6,11,14,344

107 Cash settlement Suspense Account

Dr. 2,71,17,27,747

109 Reserve Bank Suspense-Headquarters

Cr. 5,09,94,292

110 Reserve Bank Suspense-Central Accounts Office

Dr. 69,36,54,404

111 Departmental Adjusting Account

112 Tax Deducted at source (TDS) Suspense

Cr. 18,24,63,524

113 Provident Fund Suspense

Cr. 2,33,543

117 Transactions on behalf of the Reserve Bank

Dr. 22,37,214

**UNDER HEADS OF ACCOUNT RELATING TO DEBT, CONTINGENCY FUND AND PUBLIC ACCOUNT.**

Receipts	Disbursements	Closing balance on 31st March 2003
3	4	5
Rs.	Rs.	Rs.
23,82,00,000	15,26,21,079	Cr. 14,42,37,352
25,06,48,63,501	25,06,48,63,501	Cr.
7,90,66,60,962 (a)	11,62,37,00,370	Cr. 55,77,61,883
33,20,97,24,463	36,84,11,84,950	Cr. 70,19,99,235
76,76,46,13,644	87,59,85,21,621	Cr. 29,85,06,30,297
1,54,91,98,072	1,54,90,93,674	Dr. 4,59,77,349
	5,609	Dr. 5,609
		Dr. 12,63,93,905
2,50,10,000	2,54,45,675	Dr. 11,65,43,621
1,57,42,08,072	1,57,45,44,958	Dr. 28,89,20,484
1,57,42,08,072	1,57,45,44,958	Dr. 28,89,20,484
97,62,12,59,838	94,13,55,01,572	Cr. 73,69,26,55,195
14,63,522	-24,13,86,764	Dr. 1,76,12,10,788 (b)
-10,83,14,813	23,78,82,720	Dr. 28,50,83,189 (c)
34,49,338	-33,496	Dr. 2,70,82,44,913
-54,14,802	1,66,928	Cr. 4,54,12,562 (d)
-9,32,64,61,741	-4,63,05,188	Dr. 9,97,38,10,957
24,78,596	443	Cr. 18,49,41,677 (e)
-54,779	19,871	Cr. 1,58,893
		Dr. 22,37,214

- a) Includes Rs. 308,86,83,503 Transfer Credit from the Consolidated fund.  
 b) Out of Rs. 1,76,12,10,788 an amount of Rs. 20,81,60,037 has been cleared during 2003 - 2004.  
 c) Out of Rs. 28,50,83,189 an amount of Rs. 2,10,50,000 has been cleared during 2003 - 2004.  
 d) Out of Rs. 4,54,12,562 an amount of Rs. 79,97,953 has been cleared during 2003 - 2004.  
 e) Out of Rs. 18,49,41,677 an amount of Rs. 18,47,63,015 has been cleared during 2003 - 2004

STATEMENT NO. 16 -- DETAILED STATEMENT OF RECEIPTS, DISBURSEMENTS AND BALANCES

Heads of Account	Opening Balance on 1st April 2002
1	2 Rs.
120 Additional Dearness Allowance Deposit Suspense A/c.	Cr. 226
123 A.I.S. Officer's Group Insurance Scheme	Dr. 25,458
129 Material Purchase settlement Suspense Account	Cr. 75,95,18,584
134 Cash Settlement between A.G.J.K & Other State	Dr. 3,86,553
135 Cash Settlement between A.G.Sikkim	2,64,889
<b>Total 8658 Suspense Accounts</b>	<b>Dr. 4,35,75,03,048</b>
<b>Total (b) Suspense</b>	<b>Dr. 4,35,75,03,048</b>
<b>(c) Other Accounts</b>	
8670 Cheque and Bills	
101 Pre-Audit cheques	Cr. 1,60,19,992
102 Pay and Accounts Office Cheques	
103 Departmental Cheques	Cr. 61,79,940
104 Treasury Cheques	Cr. 16,39,43,61,593
106 Telecommunication Accounts Office Cheques	
<b>Total 8670 Cheque and Bills</b>	<b>Cr. 16,41,65,61,525</b>
8671 Departmental Balanaces	
101 Civil	Dr. 11,66,92,651
<b>Total 8671 Departmental Balanaces</b>	<b>Dr. 11,66,92,651</b>
8672 Permanent Cash Imprest	
101 Civil	Dr. 99,31,779
<b>Total 8672 Permanent Cash Imprest</b>	<b>Dr. 99,31,779</b>
8673 Cash Balance Investment Account	
101 Cash Balance Investment Account	Dr. 4,52,98,80,543



UNDER HEADS OF ACCOUNT RELATING TO DEBT, CONTINGENCY FUND AND PUBLIC ACCOUNT.

Receipts	Disbursements	Closing balance on 31st March 2003	
3	4	5	
Rs.	Rs.	Rs.	
120		Cr.	346
8,71,860	11,06,040	Dr.	2,59,638
78,32,524		Cr.	76,73,51,108
10,80,109	22,72,201	Dr.	15,78,645
720		Cr.	2,65,609
<hr/>			
-9,42,30,69,346	-4,62,77,246	Dr.	13,73,42,95,148
<hr/>			
-9,42,30,69,346	-4,62,77,246	Dr.	13,73,42,95,148
<hr/>			
1,49,06,52,850	1,48,74,64,392	Cr.	1,92,08,449
10,78,34,43,837		Cr.	10,78,34,43,837
1,72,23,772	2,27,54,673	Cr.	6,49,039
1,10,86,20,91,172	1,23,62,59,70,909	Cr.	3,63,04,81,857
8,68,30,492	14,77,97,264	Dr.	6,09,66,772
<hr/>			
1,23,24,02,42,123	1,25,28,39,87,238	Cr.	14,37,28,16,410
<hr/>			
24,81,58,195	25,16,08,897	Dr.	12,01,43,353
<hr/>			
24,81,58,195	25,16,08,897	Dr.	12,01,43,353
<hr/>			
9,838	2,25,599	Dr.	1,01,47,540
<hr/>			
9,838	2,25,599	Dr.	1,01,47,540
<hr/>			
4,96,91,56,777	4,97,06,43,967	Dr.	4,53,13,67,733
<hr/>			

STATEMENT NO. 16 -- DETAILED STATEMENT OF RECEIPTS, DISBURSEMENTS AND BALANCES

Heads of Account	Opening Balance on 1st April 2002
1	2 Rs.
Total 8673 Cash Balance Investment Account	Dr. 4,52,98,80,543
3674 Security Deposits made by Government	
101 Security Deposits made by Government	Dr. 67,47,63,875
	<hr/>
Total 8674 Security Deposits made by Government	Dr. 67,47,63,875
	<hr/>
Total (c) Other Accounts	Cr. 11,08,52,92,677
d) Accounts with Governments of Foreign Countries	
8679 Accounts with Government of other countries	
102 Bangladesh	Dr. 4,003
103 Burma	Dr. 22,90,782
105 Pakistan	Dr. 9,45,714
	<hr/>
Total 8679 Accounts with Government of other countries	Dr. 32,40,499
	<hr/>
Total (d) Accounts with Governments of Foreign Countries	Dr. 32,40,499
(e) Miscellaneous	
8680 Miscellaneous Government Accounts (*)	
102 Writes-off from Heads of Account closing to balance	
	<hr/>
Total 8680 Miscellaneous Government Accounts	
	<hr/>
Total (e) Miscellaneous	
	<hr/>
<b>Total L. Suspense And Miscellaneous</b>	<b>Cr. 6,72,45,49,130</b>
M. Remittances	
(a) Money Orders and other Remittances	
8782 Cash Remittances and adjustments between officers rendering Accounts to the same Accounts Officers	
101 Cash Remittances between Treasuries and Currency chests	Dr. 3,42,86,87,544
102 Public Works Remittances	

(\*) This close to Government Accounts.

UNDER HEADS OF ACCOUNT RELATING TO DEBT, CONTINGENCY FUND AND PUBLIC ACCOUNT.

Receipts	Disbursements.	Closing balance on 31st March 2003	
3	4	5	
Rs.	Rs.	Rs.	
4,96,91,56,777	4,97,06,43,967	Dr.	4,53,13,67,733
71,76,085	53,57,34,751	Dr.	1,20,33,22,541
71,76,085	53,57,34,751	Dr.	1,20,33,22,541
1,28,46,47,43,018	1,31,04,22,00,452	Cr.	8,50,78,35,243
		Dr.	4,003
-23	43,041	Dr.	23,33,846
		Dr.	9,45,714
-23	43,041	Dr.	32,83,563
-23	43,041	Dr.	32,83,563
1,19,04,16,73,649	1,30,99,59,66,247	Dr.	5,22,97,43,468
-9,05,322	10,000	Dr.	9,15,322
15,12,53,64,017	15,49,87,09,279	Dr.	3,80,20,32,806 (a)

(a) Ou. of Rs. 380,20,32,806 an amount of Rs. 188,07,41,033 has been cleared during 2003 - 2004



STATEMENT NO. 16 -- DETAILED STATEMENT OF RECEIPTS, DISBURSEMENTS AND BALANCES

Heads of Account	Opening Balance on 1st April 2002
1	2
	Rs.
M.	
(a)	
8782	
103 Forest Remittances	Dr. 1,88,08,417
105 Reserve Bank of India Remittances	
108 Other Departmental Remittances	Cr. 4,115
117 Meghalaya and Tripura Remittances	
<hr/>	
Total 8782 Cash Remittances and adjustments between officers rendering accounts to the same Accounts Officer	Dr. 3,44,74,91,846
<hr/>	
Total (a) Money Orders and other Remittances	Dr. 3,44,74,91,846
Dr	
(b) Inter-Government Adjustment Account	
8786 Adjusting Account between Central and State Government	
101 Adjusting Account between Central and State	Dr. 3,65,041
<hr/>	
Total 8786 Adjusting Account between Central and State Governments	Dr. 3,65,041
8793 Inter-State Suspense Account	
207 AG(A&E) ANDHRA PRADESH	Dr. 58,11,560
208 AG(A&E) ASSAM	Dr. 35,92,699
209 PRAG(A&E)-I BIHAR	Dr. 95,76,675
211 AG(A&E) GUJRAT	Dr. 23,457
212 AG(A&E) HARYANA	Dr. 1,95,758
213 SR.DY.AG(A&E) HIMACHAL PRADESH	Dr. 1,11,240
215 AG(A&E) KARNATAKA	Dr. 14,024
217 AG(A&E)-I MADHYA PRADESH	Dr. 15,86,587
219 AG(A&E)-I MAHARASTHRA	Dr. 1,81,624
221 SR.DY.AG(A&E) MANIPUR	Dr. 42,41,289
222 AG(A&E) MEGHALAYA	Dr. 22,31,875
223 SR.DY.AG(A&E), NAGALAND	Dr. 60,36,530

UNDER HEADS OF ACCOUNT RELATING TO DEBT, CONTINGENCY FUND AND PUBLIC ACCOUNT.

Receipts	Disbursements	Closing balance on 31st March 2003	
3	4	5	
Rs.	Rs.	Rs.	
2,43,91,26,906	2,46,70,82,667	Dr.	4,67,64,178 (a)
3,224	70,923	Dr.	67,699
2,216	9,60,68,058	Dr.	9,60,61,727
-3,545		Dr.	3,545
17,56,35,87,496	18,06,19,40,927	Dr.	3,94,58,45,277
17,56,35,87,496	18,06,19,40,927	Dr.	3,94,58,45,277
		Dr.	3,65,041
		Dr.	3,65,041
-2,110	2,05,342	Dr.	60,19,012
3,91,377	13,20,324	Dr.	45,21,646
-19,778	26,29,848	Dr.	1,22,26,301
	19,072	Dr.	42,529
	-80,816	Dr.	1,14,942
	1,41,063	Dr.	2,52,303
	1,78,820	Dr.	1,92,844
	3,76,825	Dr.	19,63,412
2,160	5,11,368	Dr.	6,95,152
86,537	-2,07,293	Dr.	39,47,459
-30,065	25,34,881	Dr.	47,96,821
4,391	19,53,114	Dr.	79,85,253

(a) Out of Rs. 4,67,64,178 an amount of Rs. 205,35,695 has been cleared during 2003 - 2004

STATEMENT NO. 16 -- DETAILED STATEMENT OF RECEIPTS, DISBURSEMENTS AND BALANCES

Heads of Account

Opening Balance  
on 1st April 2002

1

2

Rs.

M.

(b)

8793

224 AG(A&E) ORISSA	Dr.	26,43,361
225 AG(A&E) PUNJAB	Dr.	1,08,820
226 AG(A&E) RAJASTHAN	Dr.	2,15,588
228 PR.AG(A&E) TAMILNADU	Cr.	7,64,374
229 SR.DY.AG(A&E) TRIPURA	Dr.	61,22,490
230 PR.AG(A&E)-I UTTAR PRADESH	Dr.	16,86,007
233 AG (A&E), MIZORAM	Dr.	29,04,211
234 AG(A&E), ARUNACHAL PRADESH	Dr.	49,05,617
235 A-G, (A & -E), GOA,	Dr.	35,976
236 A.G(A&E), Chhatisgarh		
237 A.G. (A&E), Jharkhand		
240 A.G.(A&E), Delhi	Cr.	21,146
241 A.G.(A&E), Pandicheri		

Total 8793 Inter-State Suspense Account

Dr. 5,14,39,868

Total b) Inter-Government Adjustment Account

Dr. 5,18,04,909

Total M. Remittances

Dr. 3,49,92,96,755

Total - Part III - Public Account

Cr 1,15,18,31,42,645

Total - Receipts and Disbursements  
(Part I, II and III)

N - Cash Balance-

8999 - Cash Balance

101 - Cash in treasuries

102 - Deposits with Reserve Bank

TOTAL

GRAND TOTAL

*Explanatory Notes*

The Cash balance represents the Combined balance of the Consolidated Fund, the Contingency Fund and the Public Accounts. The balance against "Deposits with Reserve Bank" represents the balance according to Government Accounts after taking into accounts Inter-Government monetary settlement advised to the Reserve Bank upto the 25<sup>th</sup> April, 2003. There was a difference of Rs. 7,291.41 lakhs between the figure of Deposit with Reserve Bank reflected in the account of Rs. 10,557.41 lakhs (Dr.) and that intimated by the Reserve Bank of India for Rs. 17,848.82 lakhs (Cr.). The difference is under reconciliation.



UNDER HEADS OF ACCOUNT RELATING TO DEBT, CONTINGENCY FUND AND PUBLIC ACCOUNT.

Receipts	Disbursements		Closing balance on 31st March 2003
3	4		5
Rs.	Rs.		Rs.
21,568	14,55,713	Dr.	40,77,506
	94,278	Dr.	2,03,098
	2,24,478	Dr.	4,40,066
	43,125	Cr.	7,21,249
1,43,739	27,80,386	Dr.	87,59,137
-10,921	8,71,650	Dr.	25,68,578
-10,133	21,97,060	Dr.	51,11,404
	19,38,118	Dr.	68,43,735
	31,404	Dr.	67,380
	71,469	Dr.	71,469
7,189	39,483	Dr.	32,294
	2,382	Cr.	18,764
	12,146	Dr.	12,146
5,79,633	1,93,44,240	Dr.	7,02,04,475
5,79,633	1,93,44,240	Dr.	7,05,69,515
17,56,41,67,130	18,08,12,85,167	Dr.	4,01,64,16,952
2,45,81,88,23,047	2,51,27,46,95,619	Cr.	1,09,72,72,70,076
6,97,32,39,36,789	6,96,17,82,83,181		
Opening Balance	Closing Balance		
9,16,19,857	1,10,25,262		
-17,05,07,160	1,05,57,41,043		
-7,88,87,303	1,06,67,66,305		
6,97,24,50,49,485	6,97,24,50,49,485		

**STATEMENT NO. 17 -- DETAILED STATEMENT OF DEBT AND OTHER INTEREST**

Description of Debt		Balance on 1st
1		April 2002
		2
		Rs.
E.	Public Debt	
6003	Internal Debt of the State Government	
101	Market Loans	
	(a) Market Loans bearing interest	68,77,01,35,889
	(a)	8,25,83,760
	(b) Market Loans not bearing interest (a)	
103	Loans from Life Insurance Corporation of India	52,16,34,975
104	Loans from General Insurance Corporation of India	27,12,18,647
105	Loans from the National Bank for Agricultural and Rural Development	53,25,47,897
106	Compensation and other Bonds	1,89,02,028
108	Loans from National Co-operative Development Corporation	1,15,51,79,355
109	Loans from other Institutions	65,88,73,45,090
110	Ways and Means Advances from the Reserve Bank of India	21,00,79,76,860
111	Special Securities issued to National Small Savings Funds of the Central Govt.	1,48,45,25,00,000
Total: 6003	Internal Debt of the State Government	3,06,70,00,24,501(a)
6004	Loans and Advances from the Central Government	
01	Non-Plan Loans	
101	Loans to cover gap in resources	00
102	Share of Small Savings Collections	1,41,84,56,75,004
201	House Building Advances	2,14,99,996
800	Other Loans	2,41,47,10,410
Total:01	Non-Plan Loans	1,44,28,18,85,410
02	Loans for State/Union Territory Plan Schemes	
101	Block Loans	85,25,43,02,614
104	1984-89 State Plan Loans Consolidated in terms of recommendations of 9th Finance Commission	1,04,19,57,000
Total:02	Loans for State/Union Territory Plan Schemes	86,29,62,59,614
03	Loans for Central Plan Schemes	
800	Other Loans	6,31,20,660
Total:03	Loans for Central Plan Schemes	6,31,20,660
04	Loans for Centrally Sponsored Plan Schemes	
102	Civil Supply Scheme-Loans for construction of go-downs by Civil Supply Corpn. in North Eastern Region	00
800	Other Loans	63,41,09,141

Statement of the Government of India for the year 2002-03

- BEARING OBLIGATIONS OF GOVERNMENT

Additions during the year 3 Rs.	Discharges during the year 4 Rs.	Balance on 31st March 2003 5 Rs.
25,06,14,01,646	98,20,13,000	92,84,95,24,535
00	75,81,900	7,50,01,860
00	4,79,52,272	47,36,82,703
00	3,13,26,666	23,98,91,981
1,95,41,000	2,77,16,700	52,43,72,197
29,08,000	5,72,385	2,12,37,643
29,35,64,100	20,55,32,500	1,24,32,10,955
18,84,65,50,725	6,46,00,59,042	78,27,38,36,773
1,48,35,39,07,637	1,67,73,85,84,497	1,62,33,00,001
85,85,48,00,000	00	2,34,30,73,00,000
<b>2,78,43,26,73,108</b>	<b>1,75,50,13,38,962</b>	<b>4,09,63,13,58,647(a)</b>
4,38,00,00,000	00	4,38,00,00,000
00	4,78,36,45,000	1,37,06,20,30,004
13,00,000	33,79,992	1,94,20,004
1,62,50,000	15,79,61,286	2,27,29,99,124
4,39,75,50,000	4,94,49,86,278	1,43,73,44,49,132
14,76,27,91,777	3,47,36,09,750	96,54,34,84,641
00	34,73,19,000	69,46,38,000
14,76,27,91,777	3,82,09,28,750	97,23,81,22,641
00	36,19,779	5,95,00,881
00	36,19,779	5,95,00,881
00	00	00
<b>2,40,00,000</b>	<b>5,11,78,876</b>	<b>60,69,30,265</b>

(a) For details please see Annexure to this Statement



STATEMENT NO. 17 -- DETAILED STATEMENT OF DEBT AND OTHER INTEREST

Description of Debt		Balance on 1st
1		April 2002
		2
		Rs.
E.	Public Debt	
6004	Loans and Advances from the Central Government	
04	Loans for Centrally Sponsored Plan Schemes	
Total:04	Loans for Centrally Sponsored Plan Schemes	63,41,09,141
06	Ways and Means Advances	
800	Other Ways and Means Advance	00
Total:06	Ways and Means Advances	00
07	Pre-1984-85 Loans	
102	National Loan Scholarship Scheme	4,67,78,749
105	Small Savings Loans	2,63,62,89,988
106	Consolidated Loans for Productive and Semi-productive	1,29,60,36,000
108	1979-84 Consolidated loans-Loans repayable over 25 years	1,91,76,48,002
109	Rehabilitation of Goldsmiths	15,06,423
Total:07	Pre-1984-85 Loans	5,89,82,59,162
Total: 6004	Loans and Advances from the Central Government	2,37,17,36,33,987
Total: E.	Public Debt	5,43,87,36,58,488
I.	Small Savings, Provident Fund, etc.	
(b)	Provident Funds	
8009	State Provident Funds	
01	Civil	
101	General Provident Funds	39,67,17,89,122
102	Contributory Provident Fund	5,31,80,746
103	I C S Provident Fund	00
104	All India Services Provident Fund	27,24,24,650
Total:01	Civil	39,99,73,94,518
04	Interest Suspense	
101	Interest Suspense Account	00
Total:04	Interest Suspense	00
Total: 8009	State Provident Funds	39,99,73,94,518
Total: (b)	Provident Funds	39,99,73,94,518
(c)	Other Accounts	
8011	Insurance and Pension Funds	
105	West Bengal State Government Employees' Group Insurance Scheme	00
107	State Government Employees Group Insurance Scheme	78,77,86,477

**- BEARING OBLIGATIONS OF GOVERNMENT**

Additions during the year	Discharges during the year	Balance on 31st March 2003
3 Rs.	4 Rs.	5 Rs.
2,40,00,000	5,11,78,876	60,69,30,265
6,50,00,00,000	6,50,00,00,000	00
6,50,00,00,000	6,50,00,00,000	00
00	00	4,67,78,749
00	57,53,30,000	2,06,09,59,988
00	18,51,48,000	1,11,08,88,000
00	23,97,06,000	1,67,79,42,002
00	00	15,06,423
00	1,00,01,84,000	4,89,80,75,162
25,68,43,41,777	16,32,08,97,683	2,46,53,70,78,081(a)
3,04,11,70,14,885	1,91,82,22,36,645	6,56,16,84,36,728
10,52,23,17,975	8,67,63,62,576	41,51,77,44,521
61,377	29,000	5,32,13,123
00	00	00
5,50,18,131	4,12,31,790	28,62,10,991
10,57,73,97,483	8,71,76,23,366	41,85,71,68,634
400	00	400
400	00	400
10,57,73,97,883	8,71,76,23,366	41,85,71,69,034
10,57,73,97,883	8,71,76,23,366	41,85,71,69,034
17,962	10,217	7,745
19,52,28,846	18,20,14,794	80,10,00,528

(a) For details please see Annexure to this Statement

**STATEMENT NO. 17 -- DETAILED STATEMENT OF DEBT AND OTHER INTEREST**

Description of Debt		Balance on 1st April 2002
1		2 Rs.
I.	Small Savings, Provident Fund, etc.	
(c)	Other Accounts	
8011	Insurance and Pension Funds	
Total: 8011	Insurance and Pension Funds	78,77,86,477
Total: (c)	Other Accounts	78,77,86,477
Total: I.	Small Savings, Provident Fund, etc.	40,78,51,80,994
<b>Total - Debt and Other Interest bearing obligations</b>		<b>5,84,65,88,39,482</b>



- BEARING OBLIGATIONS OF GOVERNMENT

Additions during the year	Discharges during the year	Balance on 31st March 2003
3 Rs.	4 Rs.	5 Rs.
19,52,46,808	18,20,25,011	80,10,08,273
19,52,46,808	18,20,25,011	80,10,08,273
10,77,26,44,690	8,89,96,48,377	42,65,81,77,307
3,14,88,96,59,575	2,00,72,18,85,022	6,98,82,66,14,035

ANNEXURE TO  
Subsidiary Statement of Loans in

Description of Debt	When raised	Balance on 1st	
		April	2002
1	2	3	
	Rs.	Rs.	
<b>E - Public Debt-</b>			
6003	Internal Debt of the State Government		
<b>101</b>	<b>Market Loans</b> (a) Market Loans bearing interest		
M001	13.85 % West Bengal Loan, 2006	4,47,42,00,000	
M002	13.75 % West Bengal Loan, 2007	44,75,07,000	
M003	13.5 % West Bengal Loan, 2007	5,70,81,00,000	
M004	12.15 % West Bengal Loan, 2008	2,70,59,53,000	
M005	12.50% West Bengal Loan, 2008	4,35,16,00,000	
M006	8.75 % West Bengal Loan - 2000		00
M007	9 % West Bengal Loan, 1999		00
M008	9.75 % West Bengal Loan, 1998		00
M010	11 % West Bengal Loan, 2002	1,01,20,00,000	
M011	11.5 % West Bengal Loan, 2008	1,48,14,00,000	
M012	11.5 % West Bengal Loan, 2009	1,78,45,00,000	
M013	11.5 % West Bengal Loan, 2010	1,80,83,01,000	
M014	11.5 % West Bengal Loan, 2011	94,09,77,000	
M015	12 % West Bengal Loan, 2011	1,77,07,80,000	
M016	13 % West Bengal Loan, 2007	2,95,71,81,000	
M017	13.5 % West Bengal Loan, 2003	3,00,38,00,000	
M018	12.5 % West Bengal Loan, 2004	4,21,43,39,000	
M019	14 % West Bengal Loan, 2005	4,47,41,71,000	
M023	7.5 % West Bengal Loan, 1997		00
M030	5.75 % West Bengal Loan, 1984		00
M036	6.75 % West Bengal Loan, 1992		00
M037	7 % West Bengal Loan, 1993		00
M041	12.25% West Bengal Loan 2009	4,94,00,00,000	
M042	11.85% West Bengal Loan 2009	2,72,68,00,000	
M043	10.52 percent West Bengal Loan, 2010	3,72,56,35,000	
M044	11.80 percent West Bengal Loan, 2010	2,50,00,00,000	
M045	12.00 percent West Bengal Loan, 2010	1,04,81,19,000	
M046	10.50 percent West Bengal Loan, 2011	1,49,99,90,000	
M047	8.30% WEST BENGAL GOVERNMENT LOAN, 2012	2,45,90,00,000	

## STATEMENT NO. 17

Additions during the year	Support of Statement No 1 Discharges during the year	Balance on 31st March 2003
4	5	6
Rs.	Rs.	Rs.
00	00	4,47,42,00,000
00	00	44,75,07,000
00	-10,500	5,70,81,10,500
00	00	2,70,59,53,000
00	00	4,35,16,00,000
00	00	00
00	-11,21,500	11,21,500
00	1,24,000	-1,24,000
00	98,28,47,000	2,91,53,000
00	00	1,48,14,00,000
00	600	1,78,44,99,400
00	-64,300	1,80,83,65,300
00	1,02,000	94,08,75,000
00	00	1,77,07,80,000
00	00	2,95,71,81,000
00	00	3,00,38,00,000
00	00	4,21,43,39,000
00	00	4,47,41,71,000
00	55,000	-55,000
00	75,000	-75,000
00	5,700	-5,700
1,09,200	00	1,09,200
00	00	4,94,00,00,000
00	00	2,72,68,00,000
00	00	3,72,56,35,000
00	00	2,50,00,00,000
00	00	1,04,81,19,000
00	00	1,49,99,90,000
00	00	2,45,90,00,000



ANNEXURE TO  
Subsidiary Statement of Loans in  
When raised Balance on 1st  
April 2002  
2 3  
Rs. Rs.

1	2	3
Description of Debt	When raised	Balance on 1st April 2002
	Rs.	Rs.
M048	8% WEST BENGAL GOVERNMENT LOAN, 2012	1,60,83,46,889
M049	9.45 % West Bengal Loan , 2011	75,00,04,000
M050	9.72% West Bengal Loans, 2011	2,50,00,00,000
M051	10.35% West Bengal Loans, 2011	3,87,74,32,000
M053	7.80% West Bengal Loan,2012	00
M054	7.35% West Bengal Loan 2012	00
M055	6.95% West Bengal Loan 2013	00
M056	6.75% State Development Loan,2013	00
	<b>Total Market Loans bearing interest</b>	<b>68,77,01,35,889</b>

(b) Market Loans not bearing interest

N002	5.75% West Bengal Loan, 1985	17,400
N003	7.5% West Bengal Loan, 1997	37,46,500
N004	9.75% West Bengal Loan, 1998	1,17,30,000
N005	9.00% West Bengal Loan, 1999	12,60,800
N006	7% West Bengal Loan, 1993	12,92,400
N007	6.75% West Bengal Loan, 1992	3,40,900
N008	6.50% West Bengal Loan, 1989	3,27,200
N009	6.25% West Bengal Loan, 1988	3,18,400
N010	6% West Bengal Loan, 1987	2,68,900
N011	6% West Bengal Loan, 1986	2,23,500
N012	6% West Bengal Loan, 1985	1,01,700
N013	6% West Bengal Loan, 1984	7,33,700
N014	5.75% West Bengal Loan, 1984	1,16,500
N015	5.75% West Bengal Loan, 1983	4,73,000
N016	5.5% West Bengal Loan, 1978	00
N017	5.75% West Bengal Loan, 1979	-15,200
N018	5.75% West Bengal Loan, 1980	00
N019	5.75% West Bengal Loan, 1981	15,200
N020	5.75% West Bengal Loan, 1982	1,01,100
N021	8.75% West Bengal Loan 2000	3,36,48,260
N023	8.75% West Bengal 2001	2,78,83,500

**Total Market Loans not bearing Interest**

**8.25.83.760**

Total: 101

**Market Loans**

**68,85,27,19,649**

## STATEMENT NO. 17

Support of Statement No 1  
Additions during  
the yearDischarges during  
the yearBalance on  
31st March 2003

4

5

6

Rs.

Rs.

Rs.

-56,889	00	1,60,82,90,000
00	00	75,00,04,000
00	00	2,50,00,00,000
00	00	3,87,74,32,000
6,13,42,24,000	00	6,13,42,24,000
1,52,65,00,000	00	1,52,65,00,000
9,01,76,50,000	00	9,01,76,50,000
8,38,29,75,335	00	8,38,29,75,335
<b>25,06,14,01,646</b>	<b>98,20,13,000</b>	<b>92,84,95,24,535</b>
00	00	17,400
00	10,500	37,36,000
00	00	1,17,30,000
00	00	12,60,800
00	00	12,92,400
00	00	3,40,900
00	00	3,27,200
00	00	3,18,400
00	00	2,68,900
00	00	2,23,500
00	00	1,01,700
00	00	7,33,700
00	00	1,16,500
00	00	4,73,000
00	00	00
00	15,34,200	-15,49,400
00	12,000	-12,000
00	-500	15,700
00	1,01,100	00
00	3,99,500	3,32,48,760
00	55,25,100	-2,23,58,400
<b>00</b>	<b>75,81,900</b>	<b>7,50,01,860</b>
<b>25,06,14,01,646</b>	<b>98,95,94,900</b>	<b>92,92,45,26,395</b>



## ANNEXURE TO

Subsidiary Statement of Loans in  
Balance on 1st  
April 2002

Description of Debt

When raised

2

Rs.

3

Rs.

1

<b>103</b>	<b>Loans from Life Insurance Corporation of India</b>		
001	Loans from Life Insurance Corporation of India		52,16,34,975
Total: 103	Loans from Life Insurance Corporation of India		<u>52,16,34,975</u>
<b>104</b>	<b>Loans from General Insurance Corporation of India</b>		
001	Loans from General Insurance Corporation of India		27,12,18,647
Total: 104	Loans from General Insurance Corporation of India		<u>27,12,18,647</u>
<b>105</b>	<b>Loans from the National Bank for Agricultural and Rural Development</b>		
001	Loans from the National Agricultural Credit Fund of the Reserve Bank of India		53,25,47,897
Total: 105	Loans from the National Bank for Agricultural and Rural Development		<u>53,25,47,897</u>
<b>106</b>	<b>Compensation and other Bonds</b>		
001	West Bengal Estate Acquisition Compensation Bonds(Charged)		1,89,02,027
002	5 percent. Urban Land ceiling (W.B.) Bonds(Voted)		00
Total: 106	Compensation and other Bonds		<u>1,89,02,028</u>
<b>108</b>	<b>Loans from National Co-operative Development Corporation</b>		
001	Loans from National Co-operative Development Corporation		1,15,51,79,355
Total: 108	Loans from National Co-operative Development Corporation		<u>1,15,51,79,355</u>
<b>109</b>	<b>Loans from other Institutions</b>		
003	Loans from the Housing and Urban Development Corporation		2,01,01,04,434
007	Loans from Indian Dairy Corporation		22,29,710
009	Loans from Rural Electrification Corporation of India		8,90,60,000



STATEMENT NO. 17  
Support of Statement No 1

Additions during the year	Discharges during the year	Balance on 31st March 2003
4	5	6
Rs.	Rs.	Rs.
00	4,79,52,272	47,36,82,703
<b>00</b>	<b>4,79,52,272</b>	<b>47,36,82,703</b>
00	3,13,26,666	23,98,91,981
<b>00</b>	<b>3,13,26,666</b>	<b>23,98,91,981</b>
1,95,41,000	2,77,16,700	52,43,72,197
<b>1,95,41,000</b>	<b>2,77,16,700</b>	<b>52,43,72,197</b>
29,08,000	4,89,485	2,13,20,542
00	82,900	-82,900
<b>29,08,000</b>	<b>5,72,385</b>	<b>2,12,37,643</b>
29,35,64,100	20,55,32,500	1,24,32,10,955
<b>29,35,64,100</b>	<b>20,55,32,500</b>	<b>1,24,32,10,955</b>
4,55,88,48,725	54,11,96,000	6,02,77,57,159
00	00	22,29,710
00	00	8,90,60,000

## ANNEXURE TO

Subsidiary Statement of Loans in

Balance on 1st  
April 2002

Description of Debt

When raised

2

3

Rs.

Rs.

	1	2	3
		Rs.	Rs.
<b>109</b>	<b>Loans from other Institutions</b>		
011	Loans from National Bank For Agriculture and Rural Development from the Rural Infrastructure Development Fund		2,87,47,78,000
013	Loans from the Rural Infrastructure Development Fund		22,13,52,800
014	Loans for W.B. Infrastructure Dev. Finance Corporation		46,75,29,59,946
016	Loans for Khadi & Village Industries Corporation		00
017	Loans for National Insurance Corporation of India		-6,00,000
018	Loans for Assistance from Rural Infrastructure Development Fund		5,86,91,04,200
019	Loans from W.B. Infra structure Dev. Fin. Corp. Ltd. for installation of CETP at Kolkata Leather Complex		6,18,88,55,828
020	Loans from WBIDFC (Hudco)		1,87,95,00,172
Total: 109	Loans from other Institutions		<b>65,88,73,45,090</b>
<b>110</b>	<b>Ways and Means Advances from the Reserve Bank of India</b>		
001	Ways Means Advances from the Reserve Bank of India - Normal		2,95,00,00,000
002	Ways Means Advances from the Reserve Bank of India - Special		4,47,46,00,000
003	Ways Means Advances from the Reserve Bank of India - Short fall		2,48,00,000
004	Ways Means Advances from the Reserve Bank of India - Overdraft		13,55,85,76,861
Total: 110	Ways and Means Advances from the Reserve Bank of India		<b>21,00,79,76,861</b>
<b>111</b>	<b>Special Securities issued to National Small Savings Funds of the Central Govt.</b>		
001	13.5% Government of West Bengal (non-transferable) special securities 1999		99,49,62,33,186
002	12.50 percent Government of West Bengal (NSS) (Non transferable) Special Securities, 2000.		48,95,62,66,814
004	Government of West Bengal (NSSF) (Non-transferable) Special Securities		00
Total 111	Special Securities issued to National Small Savings Funds of the Central Govt.		<b>1,48,45,25,00,000</b>
Total : 6003	Internal Debt of the State Government		<b>3,06,70,00,24,501</b>

STATEMENT NO. 17  
Support of Statement No 1

Additions during The year 4 Rs.	Discharges during The year 5 Rs.	Balance on 31st March 2003 6 Rs.
00	00	2,87,47,78,000
10,22,52,000	75,37,97,000	-43,01,92,200 (x)
14,10,00,00,000	4,76,58,29,478	56,08,71,30,468
00	00	00
00	00	-6,00,000
00	00	5,86,91,04,200
8,54,50,000	00	6,27,43,05,828
00	39,92,36,564	1,48,02,63,608
<b>18,84,65,50,725</b>	<b>6,46,00,59,042</b>	<b>78,27,38,36,773</b>
4,96,65,00,000	7,91,65,00,000	00
19,38,97,00,000	22,24,10,00,000	1,62,33,00,000
54,07,42,771	56,55,42,771	00
1,23,45,69,64,865	1,37,01,55,41,726	00
<b>1,48,35,39,07,637</b>	<b>1,67,73,85,84,497</b>	<b>1,62,33,00,001</b>
00	00	99,49,62,33,186
00	00	48,95,62,66,814
85,85,48,00,000	00	85,85,48,00,000
<b>85,85,48,00,000</b>	<b>00</b>	<b>2,34,30,73,00,000</b>
2,78,43,26,73,108	1,75,50,13,38,962	4,09,63,13,58,647

(x) Minus balance is due to non-adjustment of some receipts for want of Government orders Matter is under correspondence with the State Government.



**STATEMENT NO. 18 -- DETAILED STATEMENT OF LOANS AND**

Head of Account 1	Balance on 1st April 2002 2 Rs.	Advance during the year 3 Rs.
F. Loans and Advances		
<b>LOANS FOR SOCIAL SERVICES</b>		
(a) Education, Sports, Art and Culture		
6202 Loans for Education, Sports, Art and Culture		
01 General Education		
202 Secondary Education	29,19,887	00
203 University and Higher Education	1,73,849	00
600 General Education	6,97,53,602	00
Total: 01	<u>7,28,47,337</u>	00
03 Sports and Youth Services		
800 Other Loans	3,83,53,046	00
Total: 03	<u>3,83,53,046</u>	00
04 Art and Culture		
800 Other Loans	50,000	00
Total: 04	<u>50,000</u>	00
Total: 6202	<u>11,12,50,383</u>	00
Total: (a) Education, Sports, Art and Culture	<u>11,12,50,383</u>	00
(b) Health and Family Welfare		
6210 Loans for Medical and Public Health		
80 General		
800 Other Loans	4,26,115	00
Total: 80	<u>4,26,115</u>	00
Total: 6210	<u>4,26,115</u>	00
6211 Loans for Family Welfare		
800 Other Loans	36,23,395	00
Total: 6211	<u>36,23,395</u>	00
Total: (b) Health and Family Welfare	<u>40,49,510</u>	00
(c) Water Supply, Sanitation, Housing and Urban Development		

**MADE BY GOVERNMENT**

Total	Repaid during the year	Balance on 31st March 2003	Interest received and credited to Revenue
4 Rs.	5 Rs.	6 Rs.	7 Rs.
29,19,887	00	29,19,887	
1,73,849	00	1,73,849	
6,97,53,602	00	6,97,53,602	
7,28,47,337	00	7,28,47,337	
3,83,53,046	00	3,83,53,046	
3,83,53,046	00	3,83,53,046	
50,000	00	50,000	
50,000	00	50,000	
11,12,50,383	00	11,12,50,383	
11,12,50,383	00	11,12,50,383	
4,26,115	00	4,26,115	
4,26,115	00	4,26,115	
4,26,115	00	4,26,115	
36,23,395	42,900	35,80,495	
36,23,395	42,900	35,80,495	
40,49,510	42,900	40,06,610	

Head of Account 1	Balance on 1st April 2002 2 Rs.	STATEMENT
		Advance during the year 3 Rs.
F. Loans and Advances		
LOANS FOR SOCIAL SERVICES		
(c) Water Supply, Sanitation, Housing and Urban Development		
6215 Loans for Water Supply and Sanitation		
01 Water Supply		
191 "Loans to Local Bodies, Municipalities etc."	21,41,96,257	00
Total: 01	21,41,96,257	00
02 Sewerage and Sanitation		
191 "Loans to Local Bodies , Municipalities etc."	1,25,39,355	00
800 Other Loans	1,31,48,733	00
Total: 02	2,56,88,088	00
Total: 6215	23,98,84,345	00
6216 Loans for Housing		
02 Urban Housing		
201 Loans to Housing Boards	8,26,03,541	00
800 Other Loans	3,62,36,673	00
Total: 02	11,88,40,214	00
03 Rural Housing		
800 Other Loans	2,67,03,801	00
Total: 03	2,67,03,801	00
80 General		
201 Loans to Housing Boards	4,00,00,000	00
800 Other Loans	1,17,33,519	00
Total: 80	5,17,33,519	00
Total: 6216	19,72,77,534	00



NO. 18 contd.

Total	Repaid during the year	Balance on 31st March 2003	Interest received and credited to Revenue
4 Rs.	5 Rs.	6 Rs.	7 Rs.
21,41,96,257	00	21,41,96,257	
21,41,96,257	00	21,41,96,257	
1,25,39,355	00	1,25,39,355	
1,31,48,733	00	1,31,48,733	
2,56,88,088	00	2,56,88,088	
23,98,84,345	00	23,98,84,345	
8,26,03,541	1,000	8,26,02,541	
3,62,36,673	13,46,691	3,48,89,982	
11,88,40,214	13,47,691	11,74,92,523	
2,67,03,801	24,900	2,66,78,901	
2,67,03,801	24,900	2,66,78,901	
4,00,00,000	00	4,00,00,000	
1,17,33,519	22,99,330	94,34,189	
5,17,33,519	22,99,330	4,94,34,189	
19,72,77,534	36,71,921	19,36,05,613	

Head of Account 1	STATEMENT	
	Balance on 1st April 2002 2 Rs.	Advance during the year 3 Rs.
F. Loans and Advances		
LOANS FOR SOCIAL SERVICES		
(c) Water Supply, Sanitation, Housing and Urban Development		
6217 Loans for Urban Development		
01 State Capital Development		
191 "Loans to Local Bodies, Corporations etc."		
	3,31,19,51,157	9,66,30,000
Total: 01	3,31,19,51,157	9,66,30,000
03 Integrated Development of Small and Medium Towns		
191 "Loans to Local Bodies, Corporations etc."		
	19,09,25,216	00
Total: 03	19,09,25,216	00
60 Other Urban Development Schemes		
191 "Loans to Local Bodies, Corporations etc."		
	1,78,74,07,419	5,10,36,758
Total: 60	1,78,74,07,419	5,10,36,758
Total: 6217	5,29,02,83,792	14,76,66,758
Total: (c) Water Supply, Sanitation, Housing and	5,72,74,45,670	14,76,66,758
(d) Information and Broadcasting		
6220 Loans for Information and Publicity		
01 Films		
190 Loans to Public Sector and Other Undertakings		
	11,58,50,000	30,00,000
800 Other Loans		
	51,09,862	00
Total: 01	12,09,59,862	30,00,000
Total: 6220	12,09,59,862	30,00,000
Total: (d) Information and Broadcasting	12,09,59,862	30,00,000
(e) Loans for Welfare of Scheduled Castes, Scheduled Tribes and Other Backward		
6225 Loans for Welfare of Scheduled Castes, Scheduled Tribes and other Backward C		
02 Welfare of Scheduled Tribes		
190 Loans to Public Sector and Other Undertakings		
	4,42,61,178	00
Total: 02	4,42,61,178	00
Total: 6225	4,42,61,178	00

## NO. 18 contd.

Total 4 Rs.	Repaid during the year 5 Rs.	Balance on 31st March 2003 6 Rs.	Interest received and credited to Revenue 7 Rs.
3,40,85,81,157	00	3,40,85,81,157	
3,40,85,81,157	00	3,40,85,81,157	
19,09,25,216	35,800	19,08,89,416	
19,09,25,216	35,800	19,08,89,416	
1,83,84,44,177	00	1,83,84,44,177	
1,83,84,44,177	00	1,83,84,44,177	
5,43,79,50,550	35,800	5,43,79,14,750	
5,87,51,12,428	37,07,721	5,87,14,04,707	
11,88,50,000	00	11,88,50,000	
51,09,862	00	51,09,862	
12,39,59,862	00	12,39,59,862	
12,39,59,862	00	12,39,59,862	
12,39,59,862	00	12,39,59,862	
4,42,61,178	00	4,42,61,178	
4,42,61,178	00	4,42,61,178	
4,42,61,178	00	4,42,61,178	



Head of Account 1	STATEMENT	
	Balance on 1st April 2002 2 Rs.	Advance during the year 3 Rs.
F. Loans and Advances		
LOANS FOR SOCIAL SERVICES		
(e) Loans for Welfare of Scheduled Castes, Scheduled Tribes and Other Backward Classes		
Total: (e) Loans for Welfare of Scheduled	4,42,61,178	00
(g) Social Welfare and Nutrition		
6235 Loans for Social Security and Welfare		
01 Rehabilitation		
103 Displaced Persons from former East Pakistan	1,62,01,108	1,24,000
140 Rehabilitation of repatriates from other countries	1,34,13,220	00
202 Other Rehabilitation Schemes	39,62,694	00
Total: 01	3,35,77,022	1,24,000
02 Social Welfare		
800 Other Loans	1,92,807	00
Total: 02	1,92,807	00
60 Other Social Security and Welfare Programmes		
800 Other Loans	32,68,856	00
Total: 60	32,68,856	00
Total: 6235	3,70,38,685	1,24,000
6245 Loans for Relief on account of Natural Calamities		
02 Floods, Cyclones		
282 Public Health	84,392	00
800 OTHER LOANS	63,53,572	00
Total: 02	64,37,964	00
80 GENERAL		
800 OTHER LOANS	00	00
Total: 80	00	00
Total: 6245	64,37,964	00
Total: (g) Social Welfare and Nutrition	4,34,76,649	1,24,000

NO. 18 contd.

Total	Repaid during the year	Balance on 31st March 2003	Interest received and credited to Revenue
4 Rs.	5 Rs.	6 Rs.	7 Rs.
4,42,61,178		00	4,42,61,178
1,63,25,108		135	1,63,24,973
1,34,13,220		00	1,34,13,220
39,62,694		00	39,62,694
3,37,01,022		135	3,37,00,887
1,92,807		00	1,92,807
1,92,807		00	1,92,807
32,68,856		00	32,68,856
32,68,856		00	32,68,856
3,71,62,685		135	3,71,62,550
84,392		00	84,392
63,53,572		00	63,53,572
64,37,964		00	64,37,964
00		00	00
00		00	00
64,37,964		00	64,37,964
4,36,00,649		135	4,36,00,514

Head of Account		Balance on 1st April 2002	STATEMENT Advance during the year
1		2 Rs.	3 Rs.
F.	Loans and Advances		
	LOANS FOR SOCIAL SERVICES		
(h)	Others		
6250	Loans for Other Social Services		
800	Other Loans	-12,15,348	00
60	Others		
195	Loans to Co-operatives	3,47,380	00
800	Other Loans	15,42,79,764	00
Total: 60		15,46,27,144	00
Total: 6250		15,34,11,796	00
Total: (h) Others		15,34,11,796	00
Total: LOANS FOR SOCIAL SERVICES		6,20,48,55,049	15,07,90,758
	LOANS FOR ECONOMIC SERVICES		
(a)	Agriculture and Allied Activities		
6401	Loans for Crop Husbandary		
103	Seeds	32,19,52,431	00
105	Manures and Fertilizers	39,84,75,882	00
107	Plant Protection	4,41,75,749	00
109	Commercial Crops	00	2,00,00,000
190	Loans to Public Sector and Other Undertakings	49,58,11,618	00
800	Other Agricultural Loans	42,49,89,906	00
Total: 6401		1,68,54,05,586	2,00,00,000



## NO. 18 contd.

Total	Repaid during the year	Balance on 31st March 2003	Interest received and credited to Revenue
4 Rs.	5 Rs.	6 Rs.	7 Rs.
-12,15,348	10,85,609	-23,00,957	
3,47,380	00	3,47,380	
15,42,79,764	00	15,42,79,764	
15,46,27,144	00	15,46,27,144	
15,34,11,796	10,85,609	15,23,26,187	
15,34,11,796	10,85,609	15,23,26,187	
6,35,56,45,807	48,36,365	6,35,08,09,442	
32,19,52,431	66,357	32,18,86,074	
39,84,75,882	7,275	39,84,68,607	
4,41,75,749	23,861	4,41,51,888	
2,00,00,000	00	2,00,00,000	
49,58,11,618	00	49,58,11,618	
42,49,89,906	77,203	42,49,12,703	3,97,621
1,70,54,05,586	1,74,696	1,70,52,30,890	3,97,621

Head of Account		STATEMENT	
1		Balance on 1st April 2002 2 Rs.	Advance during the year 3 Rs.
F.	Loans and Advances		
	LOANS FOR ECONOMIC SERVICES		
(a)	Agriculture and Allied Activities		
6402	Loans for Soil and Water Conservation		
102	Soil Conservation		
		00	00
Total: 6402		00	00
6403	Loans for Animal Husbandary		
102	Cattle and Buffalo Development		
		1,03,316	00
103	Poultry Development		
		00	00
Total: 6403		1,03,316	00
6404	Loans for Dairy Development		
102	Dairy Development Projects (Each Milk Scheme will be a Minor Head)		
		9,94,579	00
190	Loans to Public Sector and Other Undertakings		
		31,57,750	00
195	Loans to Cooperatives		
		3,57,65,772	00
Total: 6404		3,99,18,101	00
6405	Loans for Fisheries		
105	"Processing, Preservation and Marketing"		
		-2,700	00
106	Mechanisation of fishing crafts		
		17,50,47,601	00
190	Loans to Public Sector and Other Undertakings		
		2,01,50,332	00
195	LOANS TO FISHERIES CO-OPERATIVES		
		20,38,94,130	2,26,000
789	SPECIAL COMPONENT PLAN FOR SC/ST		
		42,53,41,730	11,31,62,700

NO. 18 contd.

Total	Repaid during the year	Balance on 31st March 2003	Interest received and credited to Revenue
4 Rs.	5 Rs.	6 Rs.	7 Rs.
00	00	00	00
00	00	00	00
1,03,316	00	1,03,316	
00	-2,18,750	2,18,750	
1,03,316	-2,18,750	3,22,066	
9,94,579	00	9,94,579	
31,57,750	00	31,57,750	
3,57,65,772	00	3,57,65,772	
3,99,18,101	00	3,99,18,101	
-2,700	00	-2,700	
17,50,47,601	1,200	17,50,46,401	
2,01,50,332	00	2,01,50,332	
20,41,20,130	5,45,013	20,35,75,117	
53,85,04,430	00	53,85,04,430	



Head of Account 1	Balance on 1st April 2002 2 Rs.	STATEMENT
		Advance during the year 3 Rs.
F. Loans and Advances		
LOANS FOR ECONOMIC SERVICES		
(a) Agriculture and Allied Activities		
6405 Loans for Fisheries		
800 Other Loans	1,04,45,591	00
Total: 6405	83,48,76,684	11,33,88,700
6406 Loans for Forestry and Wild Life		
104 Forestry	1,60,00,000	00
Total: 6406	1,60,00,000	00
6407 Loans for Plantations		
01 Tea		
190 Loans to Public Sector and Other Undertakings	23,85,59,411	1,25,00,000
Total: 01	23,85,59,411	1,25,00,000
03 Rubber		
190 Loans to Public Sector and Other Undertakings	35,00,000	00
Total: 03	35,00,000	00
Total: 6407	24,20,59,411	1,25,00,000
6408 Loans for Food Storage and Warehousing		
01 Food		
190 Loans to Public Sector and Other Undertakings	41,00,00,000	00
Total: 01	41,00,00,000	00
02 Storage and Warehousing		
800 Other Loans	8,53,535	00
Total: 02	8,53,535	00
Total: 6408	41,08,53,535	00

NO. 18 contd.

Total 4 Rs.	Repaid during the year 5 Rs.	Balance on 31st March 2003 6 Rs.	Interest received and credited to Revenue 7 Rs.
1,04,45,591	5,200	1,04,40,391	
94,82,65,384	5,51,413	94,77,13,971	
1,60,00,000	00	1,60,00,000	
1,60,00,000	00	1,60,00,000	
25,10,59,411	00	25,10,59,411	
25,10,59,411	00	25,10,59,411	
35,00,000	00	35,00,000	
35,00,000	00	35,00,000	
25,45,59,411	00	25,45,59,411	
41,00,00,000	00	41,00,00,000	
41,00,00,000	00	41,00,00,000	
8,53,535	00	8,53,535	
8,53,535	00	8,53,535	
41,08,53,535	00	41,08,53,535	

Head of Account 1	STATEMENT	
	Balance on 1st April 2002 2 Rs.	Advance during the year 3 Rs.
F. Loans and Advances		
LOANS FOR ECONOMIC SERVICES		
(a) Agriculture and Allied Activities		
6425 Loans for Co-operation		
106 Loans to Multipurpose Rural Cooperatives	55,29,56,166	1,83,19,500
107 Loans to Credit Co-operatives	6,23,69,960	1,21,07,667
108 Loans to Other Co-operatives	11,30,05,222	3,37,32,500
796 Tribal Areas Sub-Plan	8,09,500	00
Total: 6425	72,91,40,848	6,41,59,667
6435 Loans for other Agricultural Programmes		
01 Marketing and quality control		
101 Marketing Facilities	2,50,389	00
Total: 01	2,50,389	00
Total: 6435	2,50,389	00
6501 Loans for Special Programmes for Rural Development		
800 Other Loans	00	00
Total: 6501	00	00
Total: (a) Agriculture and Allied Activities	3,95,86,07,871	21,00,48,367
(b) Rural Development		
6515 Loans for other Rural Development Programmes		
101 Panchayati Raj	2,89,30,694	00
102 Community Development	9,02,51,973	14,61,69,000
103 Rural Works Programmes	18,58,283	00
Total: 6515	12,10,40,950	14,61,69,000



## NO. 18 contd.

Total 4 Rs.	Repaid during the year 5 Rs.	Balance on 31st March 2003 6 Rs.	Interest received and credited to Revenue 7 Rs.
57,12,75,666	1,19,68,601	55,93,07,066	90,00,000
7,44,77,627	41,97,919	7,02,79,708	10,02,307
14,67,37,722	2,00,16,600	12,67,21,122	28,00,000
8,09,500	25,000	7,84,500	
79,33,00,515	3,62,08,120	75,70,92,396	1,28,02,307
2,50,389	00	2,50,389	
2,50,389	00	2,50,389	
2,50,389	00	2,50,389	
00	784	-784	
00	784	-784	
4,16,86,56,238	3,67,16,263	4,13,19,39,975	
2,89,30,694	00	2,89,30,694	
23,64,20,973	00	23,64,20,973	
18,58,283	3,113	18,55,170	
26,72,09,950	3,113	26,72,06,837	

Head of Account 1	Balance on 1st April 2002 2 Rs.	STATEMENT
		Advance during the year 3 Rs.
F. Loans and Advances		
LOANS FOR ECONOMIC SERVICES		
(b) Rural Development		
Total: (b) Rural Development	12,10,40,950	14,61,69,000
(c) Special Area Programmes		
6551 Loans for Hill Areas		
60 OTHER HILL AREAS		
101 DEVELOPMENT OF HILL AREAS		
	26,06,98,130	2,50,00,000
Total: 60	26,06,98,130	2,50,00,000
Total: 6551	26,06,98,130	2,50,00,000
6575 Loans for other Special Areas Programmes		
03 TRIBAL AREAS		
800 OTHER LOANS		
	3,27,860	00
Total: 03	3,27,860	00
Total: 6575	3,27,860	00
Total: (c) Special Area Programmes	26,10,25,990	2,50,00,000
(d) Irrigation and Flood Control		
6702 Loans for Minor Irrigation		
102 Ground Water		
	2,965	00
Total: 6702	2,965	00
6705 Loans for Command Area Development		
800 Other Loans		
	85,53,146	00
Total: 6705	85,53,146	00
Total: (d) Irrigation and Flood Control	85,56,111	00
(e) Energy		
6801 Loans for Power Projects		
202 Thermal Power Generation		
	73,49,80,45,118	10,08,99,39,500

NO. 18 contd.

Total	Repaid during the year	Balance on 31st March 2003	Interest received and credited to Revenue
4 Rs.	5 Rs.	6 Rs.	7 Rs.
26,72,09,950	3,113	26,72,06,837	
28,56,98,130	00	28,56,98,130	
28,56,98,130	00	28,56,98,130	
28,56,98,130	00	28,56,98,130	
3,27,860	00	3,27,860	
3,27,860	00	3,27,860	
3,27,860	00	3,27,860	
28,60,25,990	00	28,60,25,990	
2,965	6,34,764	-6,31,798	
2,965	6,34,764	-6,31,798	
85,53,146	00	85,53,146	
85,53,146	00	85,53,146	
85,56,111	6,34,764	79,21,348	
83,58,79,84,618	1,41,84,00,000	82,16,95,84,618	



Head of Account 1	Balance on 1st April 2002 2 Rs.	STATEMENT
		Advance during the year 3 Rs.
F. Loans and Advances		
LOANS FOR ECONOMIC SERVICES		
(e) Energy		
6801 Loans for Power Projects		
205 Transmission and Distribution Schemes	40,12,99,700	1,14,75,50,000
Total: 6801	73,89,93,44,818	11,23,74,89,500
Total: (e) Energy	73,89,93,44,818	11,23,74,89,500
(f) Industries and Minerals		
6851 Loans for Village and Small Industries		
101 Industrial Estate	22,169	00
102 Small Scale Industries	14,84,76,466	-2,35,000
103 Handloom Industries	82,15,929	00
104 Handicraft Industries	60,42,120	00
106 Coir Industries	1,54,533	00
107 Sericulture Industries	28,00,060	00
108 Powerloom Industries	50,000	00
190 Loans to Public Sector and Other Undertakings	29,77,01,601	1,64,34,667
195 Loans to Composite Village and Small Industries	19,94,37,687	-1,60,335
200 Other Village Industries	84,57,894	00
796 Tribal Areas Sub-Plan	5,10,000	00
Total: 6851	67,18,68,459	1,60,39,332

## NO. 18 contd.

Total	Repaid during the year	Balance on 31st March 2003	Interest received and credited to Revenue
4 Rs.	5 Rs.	6 Rs.	7 Rs.
1,54,88,49,700	00	1,54,88,49,700	
85,13,68,34,318	1,41,84,00,000	83,71,84,34,318	
85,13,68,34,318	1,41,84,00,000	83,71,84,34,318	
22,169	00	22,169	
14,82,41,466	19,06,504	14,63,34,962	
82,15,929	00	82,15,929	
60,42,120	00	60,42,120	
1,54,533	00	1,54,533	
28,00,060	00	28,00,060	
50,000	00	50,000	
31,41,36,268	1,50,000	31,39,86,268	
19,92,77,352	5,38,847	19,87,38,505	
84,57,894	00	84,57,894	
5,10,000	00	5,10,000	
68,79,07,791	25,95,351	68,53,12,440	

Head of Account 1	Balance on 1st April 2002 2 Rs.	STATEMENT Advance during the year 3 Rs.
F. Loans and Advances		
LOANS FOR ECONOMIC SERVICES		
(f) Industries and Minerals		
6855 Loans for Fertilizer Industries		
190 Loans to Public Sector and Other Undertakings	9,76,900	00
Total: 6855	9,76,900	00
6857 Loans for Chemical and Pharmaceutical Industries		
01 Chemicals and Pesticides		
190 Loans to Public Sector and Other Undertakings	1,56,33,43,712	15,10,46,838
Total: 01	1,56,33,43,712	15,10,46,838
02 Drugs and Pharmaceutical Industries		
190 Loans to Public Sector and Other Undertakings	47,42,83,920	2,48,98,382
Total: 02	47,42,83,920	2,48,98,382
Total: 6857	2,03,76,27,632	17,59,45,220
6858 Loans for Engineering Industries		
02 Other Industrial Machinery Industries		
800 Other Loans	1,65,79,35,069	11,61,94,493
Total: 02	1,65,79,35,069	11,61,94,493
03 Transport Equipment Industries		
190 Loans to Public Sector and Other Undertakings	1,74,74,16,453	9,84,74,128
Total: 03	1,74,74,16,453	9,84,74,128
04 Other Engineering Industries		
800 Other Loans	19,41,41,407	3,13,00,000
Total: 04	19,41,41,407	3,13,00,000
60 Other		
190 Loans to Public Sector and Other Undertakings	89,58,43,386	11,14,01,853



## NO. 18 contd.

Total 4 Rs.	Repaid during the year 5 Rs.	Balance on 31st March 2003 6 Rs.	Interest received and credited to Revenue 7 Rs.
9,76,900	00	9,76,900	
9,76,900	00	9,76,900	
1,71,43,90,550	00	1,71,43,90,550	
1,71,43,90,550	00	1,71,43,90,550	
49,91,82,302	00	49,91,82,302	
49,91,82,302	00	49,91,82,302	
2,21,35,72,852	00	2,21,35,72,852	
1,77,41,29,562	00	1,77,41,29,562	
1,77,41,29,562	00	1,77,41,29,562	
1,84,58,90,581	00	1,84,58,90,581	
1,84,58,90,581	00	1,84,58,90,581	
22,54,41,407	00	22,54,41,407	
22,54,41,407	00	22,54,41,407	
1,00,72,45,239	00	1,00,72,45,239	

Head of Account 1	STATEMENT	
	Balance on 1st April 2002 2 Rs.	Advance during the year 3 Rs.
F. Loans and Advances		
LOANS FOR ECONOMIC SERVICES		
(f) Industries and Minerals		
6858 Loans for Engineering Industries		
60 Other		
800 Other Loans		
	-8,55,125	00
Total: 60	89,49,88,261	11,14,01,853
Total: 6858	4,49,44,81,190	35,73,70,474
6859 Loans for Telecommunication and Electronic Industries		
02 Electronics		
190 Loans to Public Sector and Other Undertakings		
	24,45,25,000	1,00,00,000
Total: 02	24,45,25,000	1,00,00,000
Total: 6859	24,45,25,000	1,00,00,000
6860 Loans for Consumer Industries		
01 Textiles		
101 Loans to Co-operative Spinning Mills		
	-11,88,250	00
190 Loans to Public Sector and Other Undertakings		
	2,53,47,88,867	18,94,72,827
Total: 01	2,53,36,00,617	18,94,72,827
03 Leather		
190 Loans to Public Sector and Other Undertakings		
	2,46,90,423	00
800 Other Loans		
	40,00,000	00
Total: 03	2,86,90,423	00
04 Sugar		
190 Loans to Public Sector and Other Undertakings		
	36,38,46,574	1,20,00,000
Total: 04	36,38,46,574	1,20,00,000
05 Paper and Newsprint		
190 Loans to Public Sector and Other Undertakings		
	6,12,85,713	00
Total: 05	6,12,85,713	00

## NO. 18 contd.

Total	Repaid during the year	Balance on 31st March 2003	Interest received and credited to Revenue
4 Rs.	5 Rs.	6 Rs.	7 Rs.
-8,55,125	00	-8,55,125	
1,00,63,90,114	00	1,00,63,90,114	
4,85,18,51,664	00	4,85,18,51,664	
25,45,25,000	00	25,45,25,000	
25,45,25,000	00	25,45,25,000	
25,45,25,000	00	25,45,25,000	
-11,88,250	00	-11,88,250	
2,72,42,61,694	00	2,72,42,61,694	
2,72,30,73,444	00	2,72,30,73,444	
2,46,90,423	00	2,46,90,423	
40,00,000	00	40,00,000	
2,86,90,423	00	2,86,90,423	
37,58,46,574	00	37,58,46,574	
37,58,46,574	00	37,58,46,574	
6,12,85,713	00	6,12,85,713	
6,12,85,713	00	6,12,85,713	



## STATEMENT

Head of Account	Balance on 1st April 2002	Advance during the year
1	2 Rs.	3 Rs.
F. Loans and Advances		
LOANS FOR ECONOMIC SERVICES		
(f) Industries and Minerals		
6860 Loans for Consumer Industries		
60 Others		
102 Food and Beverages		
	2,34,61,481	7,08,000
190 Loans to Public Sector and other Undertakings		
	2,15,99,07,020	25,62,67,586
317 Jute		
	50,90,02,143	00
600 Others		
	2,02,49,91,875	-37,72,39,707
789 Special Component plan for Scheduled Castes		
	31,047	00
800 Other Loans		
	-1,40,05,132	00
Total: 60	4,70,33,88,434	-12,02,64,121
Total: 6860	7,69,08,11,761	8,12,08,706
6875 Loans for other Industries		
60 Other Industries		
800 Other Loans		
	26,65,80,808	1,65,68,000
Total: 60	26,65,80,808	1,65,68,000
Total: 6875	26,65,80,808	1,65,68,000
6885 Other Loans to Industries and Minerals		
01 Loans to Industrial Financial Institutions		
190 Loans to Public Sector and Other Undertakings		
	17,79,04,903	00
Total: 01	17,79,04,903	00
60 Others		
800 Other Loans		
	1,15,70,56,967	65,54,50,000
Total: 60	1,15,70,56,967	65,54,50,000
Total: 6885	1,33,49,61,870	65,54,50,000
Total: (f) Industries and Minerals	16,74,18,33,620	1,31,25,81,732

## NO. 18 contd.

Total	Repaid during the year	Balance on 31st March 2003	Interest received and credited to Revenue
4 Rs.	5 Rs.	6 Rs.	7 Rs.
2,41,69,481	00	2,41,69,481	
2,41,61,74,606	00	2,41,61,74,606	56,121
50,90,02,143	00	50,90,02,143	
1,64,77,52,168	13,94,00,000	1,50,83,52,168	
31,047	00	31,047	
-1,40,05,132	23,69,250	-1,63,74,382	
4,58,31,24,313	14,17,69,250	4,44,13,55,063	56,121
7,77,20,20,467	14,17,69,250	7,63,02,51,217	56,121
28,31,48,808	00	28,31,48,808	
28,31,48,808	00	28,31,48,808	
28,31,48,808	00	28,31,48,808	
17,79,04,903	00	17,79,04,903	
17,79,04,903	00	17,79,04,903	
1,81,25,06,967	00	1,81,25,06,967	
1,81,25,06,967	00	1,81,25,06,967	
1,99,04,11,870	00	1,99,04,11,870	
18,05,44,15,351	14,43,64,601	17,91,00,50,750	

Head of Account 1	STATEMENT	
	Balance on 1st April 2002 2 Rs.	Advance during the year 3 Rs.
F. Loans and Advances		
LOANS FOR ECONOMIC SERVICES		
(g) Transport		
7055 Loans for Road Transport		
190 Loans to Public Sector and Other Undertakings	6,19,18,29,799	11,11,50,000
Total: 7055	6,19,18,29,799	11,11,50,000
7056 Loans for Inland Water Transport		
190 Loans to Public Sector and Other Undertakings	25,71,247	1,43,50,000
Total: 7056	25,71,247	1,43,50,000
7075 Loans for other Transport Services		
01 Roads and Bridges		
800 Other Loans	4,28,36,01,595	2,56,00,000
Total: 01	4,28,36,01,595	2,56,00,000
Total: 7075	4,28,36,01,595	2,56,00,000
Total: (g) Transport	10,47,80,02,640	15,11,00,000
(i) Science, Technology and Environment		
7425 Loans for other Scientific Research		
190 Loans to Public Sector and Other Undertakings	1,00,000	00
800 Other Loans	1,658	00
Total: 7425	1,01,658	00
Total: (i) Science, Technology and Environment	1,01,658	00
(j) General Economic Services		
7452 Loans for Tourism		
01 Tourist Infrastructure		
190 Loans to Public Sector and Other Undertakings	1,11,25,000	00
Total: 01	1,11,25,000	00



NO. 18 contd.

Total 4 Rs.	Repaid during the year 5 Rs.	Balance on 31st March 2003 6 Rs.	Interest received and credited to Revenue 7 Rs.
6,30,29,79,799	00	6,30,29,79,799	
6,30,29,79,799	00	6,30,29,79,799	
1,69,21,247	00	1,69,21,247	
1,69,21,247	00	1,69,21,247	
4,30,92,01,595	00	4,30,92,01,595	
4,30,92,01,595	00	4,30,92,01,595	
4,30,92,01,595	00	4,30,92,01,595	
10,62,91,02,640	00	10,62,91,02,640	
1,00,000	00	1,00,000	
1,658	00	1,658	
1,01,658	00	1,01,658	
1,01,658	00	1,01,658	
1,11,25,000	00	1,11,25,000	
1,11,25,000	00	1,11,25,000	

Head of Account 1	Balance on 1st April 2002 2 Rs.	STATEMENT Advance during the year 3 Rs.
	F. Loans and Advances	
LOANS FOR ECONOMIC SERVICES		
(i) General Economic Services		
7452 Loans for Tourism		
Total: 7452	1,11,25,000	00
7465 Loans for General Financial and Trading Institutions		
102 Trading Institutes	27,04,33,106	3,19,41,000
Total: 7465	27,04,33,106	3,19,41,000
Total: (i) General Economic Services	28,15,58,106	3,19,41,000
Total: LOANS FOR ECONOMIC SERVICES	1,05,75,00,71,764	13,11,43,29,599
LOANS FOR GOVERNMENT SERVICE		
(g) Transport		
Total: (g) Transport	00	00
(i) General Economic Services		
7610 Loans to Government Servants, etc.		
201 House Building Advances	3,23,63,07,050	31,10,34,499
202 Advances for purchase of Motor Conveyances	8,67,48,463	3,93,23,199
203 Advances for purchase of Other Conveyances	18,11,151	-1,35,690
204 Computer Advance	00	52,24,705
800 Other Advances	1,52,12,163	72,69,374
Total: 7610	3,34,00,78,827	36,27,16,087
Total: (i) General Economic Services	3,34,00,78,827	36,27,16,087
Total: LOANS FOR GOVERNMENT SERVICES	3,34,00,78,827	36,27,16,087

## NO. 18 contd.

Total 4 Rs.	Repaid during the year 5 Rs.	Balance on 31st March 2003 6 Rs.	Interest received and credited to Revenue 7 Rs.
1,11,25,000	00	1,11,25,000	
30,23,74,106	00	30,23,74,106	
30,23,74,106	00	30,23,74,106	
31,34,99,106	00	31,34,99,106	
1,18,86,44,01,362	1,60,01,18,741	1,17,26,42,82,622	
00	52,86,01,968	-2,24,76,16,702	
3,54,73,41,549	00	5,15,84,60,402	4,63,75,171
12,60,71,662	00	17,96,40,278	18,76,000
16,75,461	00	20,30,460	69,164
52,24,705	00	52,24,705	
2,24,81,537	00	7,64,53,804	18,68,193
3,70,27,94,914	00	5,42,18,09,649	5,01,88,528
3,70,27,94,914	00	5,42,18,09,649	5,01,88,528
3,70,27,94,914	52,86,01,968	3,17,41,92,946	



Head of Account		STATEMENT	
		Balance on 1st April 2002 2 Rs.	Advance during the year 3 Rs.
1			
F.	Loans and Advances		
	LOANS FOR MISCELLANEOUS PURPOSES		
(j)	General Economic Services		
7615	Miscellaneous Loans		
200	Miscellaneous Loans		
		57,81,077	00
Total:	7615	57,81,077	00
Total:	(j) General Economic Services	57,81,077	00
Total:	LOANS FOR MISCELLANEOUS PURPOSES	57,81,077	00
<b>Total F.</b>		<b>1,15,30,07,86,717</b>	<b>13,62,78,36,443</b>

## NO. 18 contd.

Total 4 Rs.	Repaid during the year 5 Rs.	Balance on 31st March 2003 6 Rs.	Interest received and credited to Revenue 7 Rs.
57,81,077	00	57,81,077	2,51,40,576
57,81,077	00	57,81,077	2,51,40,576
57,81,077	00	57,81,077	
57,81,077	00	57,81,077	
<b>1,28,92,86,23,160</b>	<b>2,13,35,57,073</b>	<b>1,26,79,50,66,087</b>	<b>8,85,85,153</b>

**STATEMENT NO. – 18 Concl'd.**

Head of Account	Balance on 1st April 2002	Advance during the year
1	2 Rs.	3 Rs.

Details of Loans advanced during the year for Plan Schemes are given below :-

Major heads of Account	Amount Rs.
6216 - Loans for Housing	17,57,888
6217 - Loans for Urban Development	14,36,66,758
6250 - Loans for Other Social Services	10,52,209
6405 - Loans for Fisheries	2,70,000
6407 - Loans for Plantations	25,00,000
6425 - Loans for Co-operation	3,37,32,500
6515 - Loans for other Rural Development Programmes	14,61,69,000
6551 - Loans for Hill Areas	25,00,000
6801 - Loans for Power Projects	6,12,75,61,000
6851 - Loans for Village and Small Industries	20,89,665
6857 - Loans for Chemical and Pharmaceutical Industries	1,83,63,613
6858 - Loans for Engineering Industries	1,55,33,000
6859 - Loans for Telecommunication and Electronic Industries	1,00,00,000
6860 - Loans for Consumer Industries	-37,96,89,019
6885 - Other Loans to Industries and Minerals	65,04,50,000
7055 - Loans for Road Transport	11,11,50,000
7056 - Loans for Inland Water Transport	1,43,50,000
7075 - Loans for other Transport Services	56,00,000
7465 - Loans for General Financial and Trading Institutions	2,92,41,000
<b>Total:-</b>	<b>693,62,97,614</b>



**Statement No. - 19**

**STATEMENT NO. 19 – STATEMENT SHOWING**

Balance on 31st March 2002

Name of the Reserve Fund or Deposit Account		Cash	Investment	Total
1		2	3	4
<b>J.</b>	<b>Reserve Fund</b>			
(a)	Reserve Funds bearing Interest			
8115	Depreciation/Renewal Reserve Fund			
103	Depreciation Reserve Funds-Government Commercial Departments and Undertakings	47,17,316	0	47,17,316
Total: 8115 Depreciation/Renewal Reserve Fund		47,17,316	0	47,17,316
8121	General and Other Reserve Funds			
122	Calamity Relief Fund			
		35,10,05,061	0	35,10,05,061
Total: 8121 General and Other Reserve Funds		35,10,05,061	0	35,10,05,061
Total: (a)		35,57,22,377	0	35,57,22,377
(b)	Reserve Funds not bearing Interest			
8222	Sinking Funds			
01	Appropriation for reduction or avoidance of Debt			
101	Sinking Funds			
		8,96,000	0	8,96,000
Total: 01		8,96,000	0	8,96,000
02	Sinking Fund Investment Account			
101	Investment Account			
		0	0	0
Total: 02		0	0	0
Total: 8222 Sinking Funds		8,96,000	0	8,96,000
8223	Famine Relief Fund			
101	West Bengal Famine Insurance Fund			
		1,32,03,260	0	1,32,03,260
102	West Bengal Famine Insurance Fund-Investment Account			
		0	0	0
Total: 8223 Famine Relief Fund		1,32,03,260	0	1,32,03,260
8225	Roads and Bridges Fund			
02	State Roads and Bridges Fund			
101	State Roads and Bridges Fund - Transfer from			
		37,13,09,456	0	37,13,09,456

**THE DETAILS OF EARMARKED BALANCES**

Balance on 31st March 2003

Cash	Investment	Total
5	6	7
47,17,316	0	47,17,316
47,17,316	0	47,17,316
1,92,53,85,301	0	1,92,53,85,301
1,92,53,85,301	0	1,92,53,85,301
1,93,01,02,617	0	1,93,01,02,617
8,96,000	0	8,96,000
8,96,000	0	8,96,000
0	0	0
0	0	0
8,96,000	0	8,96,000
1,32,03,260	0	1,32,03,260
0	0	0
1,32,03,260	0	1,32,03,260
45,25,74,599	0	45,25,74,599



**STATEMENT NO. 19 -- STATEMENT SHOWING**

Name of the Reserve Fund or Deposit Account	Cash	Investment	Total
1	2	3	4
<b>Revenue Account</b>			
Total: 02	37,13,09,456	0	37,13,09,456
Total: 8225 Roads and Bridges Fund	37,13,09,456	0	37,13,09,456
8226 Depreciation/Renewal Reserve Fund			
102 Depreciation Reserve Funds of Government Non-Commercial Department / Undertakings	28,72,738	0	28,72,738
Total: 8226 Depreciation/Renewal Reserve Fund	28,72,738	0	28,72,738
<b>8229 Development and Welfare Funds</b>			
103 Development Funds For Agricultural Purposes	2,89,04,675	0	2,89,04,675
107 Funds for Development of Milk Supply	60,84,114	0	60,84,114
109 Co-operative Development Funds	2,00,361	0	2,00,361
200 Other Development and Welfare Fund	50,97,855	59,57,098	1,10,54,953
Total: 8229 Development and Welfare Funds	4,02,87,006	59,57,098	4,62,44,104
<b>8235 General and Other Reserve Funds</b>			
111 Calamity Relief Fund	15,68,91,589	0	15,68,91,589
200 Other Funds	2,46,29,924	0	2,46,29,924
Total: 8235 General and Other Reserve Funds	18,15,21,513	0	18,15,21,513
Total: (b)	61,00,89,973	59,57,098	61,60,47,071
Total: J.	96,58,12,349	59,57,098	97,17,69,447
<b>K. Deposits and Advances</b>			
<b>(a) Deposits bearing Interest</b>			
<b>8336 Civil Deposits</b>			
101 Security Deposits	0	0	0
800 Other Deposits			
	28,45,29,33,531	0	28,45,29,33,531

THE DETAILS OF EARMARKED BALANCES

Cash	Investment	Total
5	6	7
45,25,74,599	0	45,25,74,599
45,25,74,599	0	45,25,74,599
28,72,738	0	28,72,738
28,72,738	0	28,72,738
2,89,04,675	0	2,89,04,675
60,84,114	0	60,84,114
2,00,361	0	2,00,361
50,97,855	59,57,098	1,10,54,953
4,02,87,006	59,57,098	4,62,44,104
15,68,91,589	0	15,68,91,589
2,57,68,025	0	2,57,68,025
18,26,59,614	0	18,26,59,614
69,24,93,217	59,57,098	69,84,50,315
2,62,25,95,833	59,57,098	2,62,85,52,931
-6,84,379	0	-6,84,379
30,35,66,63,377	0	30,35,66,63,377

**STATEMENT NO. 19 -- STATEMENT SHOWING**

Name of the Reserve Fund or Deposit Account	Cash	Investment	Total
1	2	3	4
Total: 8336 Civil Deposits	28,45,29,33,531	0	28,45,29,33,531
8338 Deposit of Local Funds			
102 Deposits of State Transport Corporations	2,75,40,301	0	2,75,40,301
104 Deposits of other Autonomous Bodies	49,78,400	0	49,78,400
Total: 8338 Deposit of Local Funds	3,25,18,701	0	3,25,18,701
8342 Other Deposits			
103 Deposits of Government Companies, Corporations etc.	1,07,30,40,677	0	1,07,30,40,677
113 Solatium Fund	3,18,900	0	3,18,900
120 Miscellaneous Deposits	25,21,30,444	0	25,21,30,444
Total: 8342 Other Deposits	1,32,54,90,021	0	1,32,54,90,021
Total: (a)	29,81,09,42,253	0	29,81,09,42,253
(b) Deposits not bearing Interest			
8449 Other Deposits			
103 Subventions from Central Road Funds	5,86,58,431	0	5,86,58,431
105 Deposits of Market Loans	0	0	0
120 Miscellaneous Deposits	4,27,48,01,291	0	4,27,48,01,291
Total: 8449 Other Deposits	4,33,34,59,722	0	4,33,34,59,722
Total: (b)	4,33,34,59,722	0	4,33,34,59,722
Total: K.	34,14,44,01,975	0	34,14,44,01,975
<b>Grand Total</b>	<b>35,11,02,14,324</b>	<b>59,57,098</b>	<b>35,11,61,71,422</b>



THE DETAILS OF EARMARKED BALANCES

Cash	Investment	Total
5	6	7
30,35,59,78,998	0	30,35,59,78,998
2,75,40,301	0	2,75,40,301
49,78,400	0	49,78,400
3,25,18,701	0	3,25,18,701
13,74,21,28,783	0	13,74,21,28,783
3,18,900	0	3,18,900
-1	0	-1
13,74,24,47,682	0	13,74,24,47,682
44,13,09,45,381	0	44,13,09,45,381
14,42,37,352	0	14,42,37,352
0	0	0
55,77,61,884	0	55,77,61,884
70,19,99,236	0	70,19,99,236
70,19,99,236	0	70,19,99,236
44,83,29,44,617	0	44,83,29,44,617
<b>47,45,55,40,450</b>	<b>59,57,098</b>	<b>47,46,14,97,548</b>

Description of Loans

1

**J - RESERVE FUNDS -**

(b) Reserve Funds not bearing Interest -

8222 - Sinking Funds -

01 - Appropriation for reduction or avoidance of Debt -  
Sinking Funds for Amortisation -

Loans from the Life Insurance Corporation of India  
6 per cent West Bengal Loan, 1984

Total

---

## STATEMENT NO. 19

Balance on 1st April, 2002	Amount appropriated from revenue	Interest on investment	Total	Amount transferred to Miscellaneous Government account	Balance on 31st March, 2003
2	3	4	5	6	7
Rs.	Rs.	Rs.	Rs.	Rs.	Rs.
8,96,000	..	..	8,96,000		8,96,000
..	..	..			
<u>8,96,000</u>			<u>8,96,000</u>		<u>8,96,000</u>

---



## STATEMENT OF INVESTMENTS MADE

(Referred to in

2000 - 2001

	No. of Concerns	Up-to-date Investment	Dividend/Interest received during the year
	1	2 <i>(In lakhs of rupees)</i>	3
(i) Statutory Corporations	3	10,920.31	...
(ii) Government Companies	63	3,06,628.91	293.10
(iii) Banks	10	2,283.85	...
(iv) Joint Stock Companies	21	44,252.03	1.06
(v) Cooperatives	1,906(x)	22,710.15	23.81
Total		3,86,795.25	317.97

(x) Complete information not received from Departmental Officers.

## AND DIVIDEND / INTEREST RECEIVED

note 2 at page 25)

2001-2002			2002 - 2003		
No. of Concerns	Up-to-date Investment	Dividend/ Interest received during the year	No. of Concerns	Up-to-date Investment	Dividend/ Interest received during the year
4	5	6	7	8	9
	(In lakhs of rupees)			(In lakhs of rupees)	
3	13,080.31	...	3	14,931.31	...
64	3,12,510.76	3.43	64	3,15,232.64	104.36
10	2,283.85	...	10	2,283.85	...
22	61,609.53	2.85	22	61,932.53	7.09
1908(x)	24,888.46	370.42	1910(x)	26,795.29	26.74
	<u>4,14,372.91</u>	<u>376.70</u>		<u>4,21,175.62</u>	<u>138.19</u>

APPENDIX - II

STATEMENT OF WORKS OF STATE HIGHWAYS AND DISTRICT AND OTHER ROADS,  
THE PROGRESSIVE EXPENDITURE ON WHICH EXCEEDED  
Rs. 1 CRORE AT THE END OF 2002 - 2003  
( Referred to in note (a) at Pages 256 - 258)

SL. No.	NAME OF WORK	EXPENDITURE DURING 2002-2003	EXPENDITURE AT THE END OF 2002-2003
1.	Durgapur Express way		3,10,79,075
2.	Improvement of Panagarh - Moregram Road (ADB Project)		213,27,63,280
3.	Widening and Strengthening of Chanditala Champadanga Road (Hooghly Highway - I)		2,01,82,085
4.	Widening & Strengthening of Kolkata Basanti Road (24-Parganas Highway)		1,00,06,161
5.	Improvement of Bolepur-Rajargram Road (Birbhum)		2,56,90,845
6.	Widening & Strengthening of Bagnan-Amta Road (Howrah Highway)		1,72,46,335
7.	Construction of N. I. Road (Bankura Highway )		2,27,13,803
8.	Widening & Strengthening of Gangarampur - Tapan Road (Dakshin Dinajpur Highway)	1,91,243	1,02,97,457
9.	West Bengal Corridor Development Project State Highway and Rural Access Road (24-Parganas Highway)	1,75,94,537	1,95,09,748
10.	West Bengal Corridor Development Project ( 24 - Parganas Highway )	2,05,36,177	2,05,36,177
11.	Other work each costing Rs. 1 Crore or Less	44,86,99,419	360,41,38,718
	<b>TOTAL - STATE HIGHWAYS</b>	<b>48,70,21,376</b>	<b>591,41,63,684</b>
12.	Construction of Bridge over Ichamati at Barasat	7,69,822	18,62,86,350
13.	Construction of Bridge over Hooghly River		2,41,66,709
14.	Construction of Kanti Goagam Road with Bridge over Sudani (Uttar Dinajpur)		4,95,89,889
15.	Construction of Chakta - Kumurpara Road (Burdwan Highway)		1,22,40,821
16.	Construction of Bridge over Gaihata Canal at Bakshirhat (Howrah Highway Division)	1,99,190	4,60,57,456
17.	Construction of Link Road from Simulia to Kagram H. C. extended upto Maugram Murshidabad Highway - II		1,30,23,905



APPENDIX - II - CONTD.

SL. NO.	NAME OF WORK	EXPENDITURE DURING 2002-2003	EXPENDITURE AT THE END OF 2002-2003
18.	Construction of Mejia Bridge (Burdwan - II)		1,33,70,724
19.	Construction of Koralaghat Bridge (Burdwan - II)	1,87,47,324	12,05,68,357
20.	Construction of Pandeswar Bridge (Birbhum Highway)		15,24,42,595
21.	Construction of Kalyani Bridge over river Hooghly ( Nadia Highway - II)		5,00,29,515
22.	Construction of Basra Bridge on Kalchini Jaygram Road (Jalpaiguri Highway)		1,65,88,903
23.	Construction of Gilamdi Bridge on Dhupguri Falakata Road (Jalpaiguri Highway)		2,02,24,071
24.	Construction of Bhaduria Para - Dhanigram Pur Road (Murshidabad Highway - I)		1,44,05,458
25.	Construction of Bhatsala - Kauchubaria Ghat Road (Murshidabad Highway)		1,20,39,818
26.	Construction of Kathalberia - Chunakhali Road (24 - Parganas Highway)		1,33,72,137
27.	Construction of Badra Kali Kata Road (24 - Parganas Highway)		1,13,68,787
28.	Construction of Bridge over River Ajoy at Vedia (Burdwan Highway - III)	74,67,741	17,34,07,873
29.	Construction of R.C.C Bridge over River Mora-Mahananda of Pukuria Ferry Ghat to Kunmarganj Road (Malda Highway)	1,35,14,239	3,46,84,992
30.	Construction of Siltorsa Bridge of Fata Kata Sonarpur Road (Jalpaiguri Highway)	95,53,481	11,82,69,054
31.	Construction of Mihidipur - Anantapur Road, (Murshidabad Highway - II)		1,03,26,375
32.	Construction of Rajinagar Sorbanyapur Road (Murshidabad Highway)		1,18,88,959
33.	Construction of Bridge over Bhagirathi at Jangipur (Murshidabad Highway - I)		14,72,71,392
34.	Construction of R.R.C. Bridge over River Banti at 8 KM. Of Coach-Bihar Baneswar Aliporeduar Road.		1,93,66,504
35.	Construction of Bridge over river Ghargharia on link Road at Kalyani	30,86,181	2,06,40,241
36.	Improvement of Burdwan - Arhaponir Road (Purulia)		1,03,40,137
37.	Improvement of Nazrul Islam Avanie (Barasat Highway-I)		3,15,56,936

APPENDIX - II - CONTD.

SL. No.	NAME OF WORK	EXPENDITURE DURING 2002-2003	EXPENDITURE AT THE END OF 2002-2003
38.	Improvement of Bhagawanpur Pashindhar Road (Tamluk Highway)		1,21,23,408
39.	Improvement of prajabarh - Arankiarna Road (Midnapure Highway - I)		1,05,61,430
40.	Improvement of Sabang-Moozar Road Midnapur Highway		2,26,82,791
41.	Improvement of Gopiballavpur Hatibari Road (Midnapore - II)		1,49,75,461
42.	Improvement of Khanakul Gourhati Road (Hooghly Highway)		1,10,09,631
43.	Strengthening of Tantina Srinthania Road (Nadia Highway - I)		1,08,43,240
44.	Widening & Strengthening of link Road connecting Kalyani Bridge with National Highway -2(Hooghly Highway -II)		1,40,85,039
45.	Widening & Strengthening of Bulbul Chandi Walagola Raod (Malda highway)		6,46,81,594
46.	Widening & Strengthening of Kalna-Kalia Road (Burdwan Highway - II)		9,14,25,341
47.	Strengthening of Ranihati Haridaspur Amta Road (SH) in Howrah District (Howrah Highway)		5,68,99,180
48.	Widening & Strengthening of Rajagram Bispuria Road (Bankura Highway)		1,75,00,000
49.	Widening Strengthening and upgrading of Abidpur-Laskarhat Road, BLG Section from Abidpur to Laskarhat (Dakshin Dinajpur Highway)		13,10,96,398
50.	Construction of R.C.C. Bridge over Mahananda at Madhabpur Ghat (Malda Highway)		2,51,75,952
51.	Construction of Bridger over river Katikon National Highway - 34 (Uttar Dinajpur Highway)	(-) 27,525	1,60,81,509
52.	Construction of Chatni Kumirpara Road (Burdwan Highway - I)		36,88,504
53.	Construction of Bridge over Hogal (24-Parganas Highway)	1,49,71,716	6,74,38,571
54.	Construction of Paschim Noapara Habibpur Railway Station Road (Nadia Highway - II)		1,33,46,687
55.	Construction of Nokari Aishmali Road (Nadia Highway - II)		1,31,55,288
56.	Construction of Propasad Bridge over river Saraswati (Hooghly Highway - II)	43,520	1,21,02,069
57.	Construction of Silabati Bridge Approaches Road (Bankura Highway)	70,972	1,74,70,612



APPENDIX - II - CONTD.

Sl. No.	NAME OF WORK	EXPENDITURE DURING 2002-2003	EXPENDITURE AT THE END OF 2002-2003
58.	Improvement of Mathabhanga Sitalkuchi Road with a bridge over river dharath	9,31,989	5,59,57,094
59.	Construction of Bridge over river Torsha at 5 <sup>th</sup> Km. of COB Dinhata Road.	1,84,293	12,75,40,247
60.	Construction of B.S.C. at River Tangan at Gazole Bamangola Road	52,99,687	1,29,29,963
61.	Improvement of Panagarh Murgram Raod under ADB Road Project		38,89,83,259
62.	Construction of Batai-Karia-Nahit Road (Howrah Highway-I)		1,47,17,616
63.	Construction of Bridge over Gaighata Canal (Howrah Highway)		1,44,41,987
64.	Improvement of Golgram - Mollahat Road (Midnapore Highway - I)		1,06,20,879
65.	Construction of Kiban Moldalhat to Santi Kritihat (D. Harbour Highway)	7,85,183	1,73,87,283
66.	Construction of R.C.C. Bridge over Khatamara on Cooch Behar Mathabhanga Road (Cooch-Bihar)		1,30,03,275
67.	Construction of Tufanganj Kama Khyaguri Road with Bridge on Mora Raidak.		2,18,96,009
68.	Construction of Hatuganj Usthi Road (Diamond Harbour Highway)	26,17,350	3,67,69,507
69.	Construction of Lakshmi Kantapur to Mandirbazar Chakdan Road (Diamond Harbour Highway)		1,36,13,405
70.	Construction of Bridge over River Bidhadhari at Chaitalghat (Barasat Highway - I)	2,78,92,622	5,14,90,759
71.	Construction of K. B. Road (Murshidabad Highway - I)	21,350	1,00,57,029
72.	Construction of Bridge over Pagla - II (Murshidabad Highway - I)	42,61,243	1,11,97,743
73.	Construction of Laguapur - Nathidanga Road (Murshidabad Highway - I)	24,309	1,12,80,059
74.	Improvement of Panagarh Moregram Road under A.D.B. Road Project		14,18,14,702
75.	Improvement from Bishnupur to Radhamohanpur Railway Station (Midnapore Highway - I)		2,46,83,516
76.	Improvement to Bauhat - Bhastara Maziram Road (Hooghly Highway)		1,45,59,056



APPENDIX - II - CONCLD.

	NAME OF WORK	EXPENDITURE DURING 2002-2003	EXPENDITURE AT THE END OF 2002-2003
77.	Strengthening of K. P. Road from Ghatpukur to Phansideoan, length 8 Km (Darjeeling Highway)		2,98,19,350
78.	Widening & Strengthening of Purulia - Hule Bankura Border Road & Purulia Highway		4,59,52,338
79.	Construction of Rail cum Road Bridge on Megharia (Birbhum Highway)	2,28,507	1,99,82,461
80.	Construction of Shilabati Bridge (Birbhum Highway)	70,972	1,74,70,612
81.	Improvement of Borberia gamma Road (Midnapore Highway)		2,62,80,162
82.	Improvement of Belda - Keshiry Nayagram (Midnapore Highway - I)		1,65,53,272
83.	Construction of Amtalighat Bridge Approach (Dakshin Dinajpur Highway)		2,01,97,321
84.	Widening Strengthening & upgrading of Abidpur Laskarhat Road (Dakshin Dinajpur Highway)		5,19,42,329
85.	Other Works Costing Rs. 1 Crore or less	77,14,98,987	6,69,07,86,230
	<b>TOTAL - DISTRICT AND OTHER ROADS</b>	<b>88,22,13,153</b>	<b>987,17,98,126</b>

**APPENDIX - III**

**DETAILS / INFORMATION AWAITED FROM TREASURY OFFICERS FOR  
RECONCILIATION OF BALANCES**

(Referred to in sub-paragraph 2 of explanatory note 2 under Statement No. 8 at Page.46)

Head of Account	Earliest year to which the difference relates	Amount of difference
1	2	3
	<i>(In lakhs of rupees)</i>	
6235 - LOANS FOR SOCIAL SECURITY AND WELFARE -		
01 - Rehabilitation -		
103 - Displaced persons from former East Pakistan -	1990-91	0.48
6401 - LOANS FOR CROP HUSBANDRY -		
103 - Seeds -		
Loans under the scheme of distribution of seeds	1988-89	55.76
105 - Manures and Fertilizers -		
Loans under the scheme of distribution of chemical fertilizers	1988-89	333.76
800 - Other Loans -		
Advances to cultivators	1972-73	180.65
Cattle purchase loans	1988-89	21.80
7610 - LOANS TO GOVERNMENT SERVANTS, ETC. -		
201 - House Building Advances	1998-99	3.46
202 - Advances for purchase of Motor conveyances	2001-2002	4.31
203 - Advances for purchase of other conveyances	1997-98	11.94
800 - Other Advances -		
Advances for marriage and illness	1992-93	24.90
8443 - CIVIL DEPOSITS -		
101 - Revenue Deposits	1995-96	(-)1.57
103 - Security Deposits	1992-93	3.12
104 - Civil Courts Deposits	1977-78	88.51
105 - Criminal Courts Deposits	1994-95	176.70
106 - Personal Deposits	1975-76	8.44
121 - Deposits in connection with elections	1986-87	18.61
129 - Deposits on account of cost price of liquor, ganja and bhang	1975-76	11.91
8448 - DEPOSITS OF LOCAL FUNDS -		
109 - Panchayat Bodies Funds	1983-84	2,349.34

## APPENDIX - IV

**CASES WHERE THE VERIFICATION AND ACCEPTANCE OF BALANCES  
FOR LARGE AMOUNTS HAVE BEEN UNDULY DELAYED**

(Referred to in sub-para 3 of note 2 under Statement No. 8 at page.- 46)

Head of account 1	Number of acceptances awaited 2	Earliest year from which awaited 3	Balance of these items on 31st March, 4
<i>(In lakhs of rupees)</i>			
<b>Loans for Social Services -</b>			
<b>6202 - LOANS FOR EDUCATION, SPORTS, ART AND CULTURE -</b>			
Loans to Universities	6	1977-1978	1.24
<b>6210-LOANS FOR MEDICAL &amp; PUBLIC HEALTH</b>			
Asansol Mine Board of Health	1	2001-2002	3.00
<b>6215 - LOANS FOR WATER SUPPLY AND SANITATION -</b>			
Loans to Howrah Improvement Trust	12	1975-1976	113.43
Loans to Municipalities	22	1979-1980	245.91
Loans to Calcutta Corporation	7	1994-1995	61.79
Loans to Calcutta Improvement Trust	8	1966-1967	47.53
Loans to Haldia Development Authorities	24	1986-1987	1,847.78
<b>6216 - LOANS FOR HOUSING -</b>			
Loans to Panchayati Raj Institutions	28	1980-1981	229.81
Loans to Calcutta Improvement Trust	25	1966-1967	35.22
Loans to Howrah Improvement Trust	5	1974-1975	4.64
Loans to West Bengal Housing Board	16	2000-2001	1239.39
<b>6217 - LOANS FOR URBAN DEVELOPMENT -</b>			
Loans to Municipalities	426	1978-1979	2,954.95
Loans to West Bengal Housing Board	1	2000-2001	7.00
Loans to C.M.D.A.	145	1998-1999	30,209.63
Loans to W.B. Industrial Infrastructure Development Corporation	5	1994-1995	182.18
Loans to Haldia Development Authority	105	1986-1987	7,479.01
Loans to Asansol-Durgapur Dev. Authority	66	1992-1993	3,194.60
Loans to Jalpaiguri-Siliguri Dev. Authority	69	1982-1983	4,573.10
Loans to Calcutta Improvement Trust	40	1992-1993	1,493.46
Loans to Howrah Improvement Trust	38	1992-1993	771.55
Loans to Calcutta Corporation	7	1994-1995	2,370.21
Loans to Sriniketan Santiniketan Development Authority	32	1994-1995	1,056.35
Loans to Digha Development Authority	7	1999-2000	90.00



APPENDIX - IV - contd.

Head of account 1	Number of acceptances awaited 2	Earliest year from which awaited 3	Balance of these items on 31st March, 2001 4
(In lakhs of rupees)			
<b>6220 - LOANS FOR INFORMATION AND PUBLICITY -</b>			
Loans to West Bengal film Development Corporation	54	1994-1995	1,188.50
<b>6245 - LOANS FOR RELIEF ON ACCOUNT OF NATURAL CALAMITIES -</b>			
Panchyati Raj Institutions	15	1969-1970	0.43
<b>6250 - LOANS FOR OTHER SOCIAL SERVICES -</b>			
Loans to West Bengal State Electricity Board	2	1977-1978	8.82
Loans to W.B. Agro-Industries Corporation	4	1975-1976	39.12
Loans to W. B. Small Industries Corporation	30	1975-1976	686.51
Loans to West Bengal Electronic Industry Development Corporation	1	1979-1980	40.00
<b>6401 - LOANS FOR CROP HUSBANDRY -</b>			
Loans to West Bengal Agro-Industries Corporation	27	1989-1990	1,817.84
Loans to West Bengal State Seed Corporation	11	1988-1989	3,150.00
<b>6404 - LOANS FOR DAIRY DEVELOPMENT -</b>			
Loans to West Bengal Dairy and Poultry Development Corporation	8	1983-1984	40.77
<b>6405 - LOANS FOR FISHERIES -</b>			
Loans to State Fisheries Development Corporation	6	1990-1991	173.47
<b>6407 - LOANS FOR PLANTATIONS -</b>			
Loans to West Bengal Tea Development Corporation	168	1982-1983	2,510.81
Joint Stock Companies	2	1970-1971	35.00
<b>6515 - LOANS FOR OTHER RURAL DEVELOPMENT PROGRAMMES -</b>			
Loans to Panchayati Raj Institutions	208	1967-1968	216.39
Zilla Parishads (Rural Housing)	28	1967-1968	79.54

**APPENDIX - IV - contd.**

Head of account 1	Number of acceptances awaited 2	Earliest year from which awaited 3	Balance of these items on 31st March, 2001 4
<i>(In lakhs of rupees)</i>			
<b>6551 - LOANS FOR HILLS AREAS -</b>			
Loans to West Bengal Tea Development Corporation	98	1987-1988	2,640.68
Loans for Water and Power Development -			
<b>6801 - LOANS FOR POWER PROJECTS -</b>			
Loans to West Bengal Power Development Corporation	82	1988-1989	3,48,276.19
Loans to West Bengal State Electricity Board Durgapur Project Ltd.	264	1999-2000	4,18,882.06
Calcutta Electric Supply Corporation.	21	2001-2002	36,348.57
West Bengal Rural Energy Dev. Corporation	3	1994-1995	2,300.00
	13	1999-2000	31,385.50
Loans for Industry and Minerals -			
<b>6851 - LOANS FOR VILLAGE AND SMALL INDUSTRIES -</b>			
Loans to Handloom Powerloom Development Corporation	10	1987 - 1988	116.95
Loans to West Bengal Handicraft Development Corporation	6	2001,2002	101.65
Dev Paints Private Ltd.	1	1995-1996	12.50
West Bengal Small Industries Corporation	8	2001-2002	1,068.00
<b>6855 - LOANS FOR FERTILIZER INDUSTRIES -</b>			
Loans to West Bengal Industrial Dev. Corpn.	5	1975-1976	7.60
West Bengal Ceramic Dev. Corporation	1	1985-1986	2.17
<b>6857 - LOANS FOR CHEMICAL AND PHARMACEUTICAL INDUSTRIES -</b>			
Loans to Joint Stock Companies	443	1993-1994	5,516.15
Loans to Durgapur Chemicals Ltd.	337	2001-2002	16,135.81
Loans to Sunderban sugarbeet Co. Ltd.	140	1994-1995	300.89
Infusion (India) Ltd.	15	1999-2000	44.20
West Bengal Pharmaceutical & Phytochemical Dev. Corporation Ltd.	24	1999-2000	118.40
<b>6858 - LOANS FOR ENGINEERING INDUSTRIES -</b>			
Loans to Westinghouse Saxby Farmer Ltd.	398	1989-1990	16,681.72
Loans to Light Engineering	272	1973-1974	1,777.19
Loans to Joint Stock Companies	979	1985-1986	17,126.81
Loans to West Bengal Financial Corporation	2	1986-1987	15.00
Shalimar Works Ltd.(1983)	198	1997-1998	4,796.93
Shalimar in Liquidator	6	1993-1994	55.00



APPENDIX - IV - contd.

Head of account 1	Number of acceptances awaited 2	Earliest year from which awaited 3	Balance of these items on 31st March, 2001 4
<i>(In lakhs of rupees)</i>			
Commercial Product	2	1981-1982	7.00
Burn Standard Co. Ltd.	1	1999-2000	410.68
Loans to Durgapur Malleable (P) Ltd.	1	1992-1993	13.04
Loans to Krops & Cile India Ltd.	1	1992-1993	16.88
West Bengal Industrial Dev. Corpn.	1	1995-1996	3.00
Neepha Steel Co. Ltd.	1	1995-1996	52.00
Das Reprographic Co. Ltd.	1	1995-1996	8.29
Electrical Manufacturing Co. Ltd.	1	1998-1999	184.09
Carter Pooler Co. Ltd.	190	1994-1995	1,827.25
A Stock & Co. Ltd.	2	1986-1987	17.75
Braith Wate Co. Ltd.	1	1998-1999	33.47
Jessop Co. Ltd.	1	1998-1999	3,066.00
Bharat Brakes & Valves Co. Ltd.	1	1999-2000	525.18
National Instrument Co. Ltd.	1	2001-2002	446.24
Sieltizit Co. Ltd.	1	2001-2002	3.40
<b>6859 - LOANS TO TELECOMMUNICATION &amp; ELECTRONIC INDUSTRIES-</b>			
Loans to Electronic Industries Development Corporation.	26	1994-95	2,445.25
<b>6860 - LOANS FOR CONSUMER INDUSTRIES -</b>			
Loans to West Bengal Leather Industries Development Corporation	16	1976-1977	236.90
Loans to Kalyani Spinning Mills Ltd.	337	1982-1983	16,133.79
National Textile Corporation	5	1975-1976	169.70
Krishnison Jute Mills	11	1983-1984	281.48
Mayurakshi Cotton Mills Ltd.	80	1987-1988	716.13
Loans to West Bengal Agro-Textile Corpn.	366	1987-1988	6,129.47
Loans to Bengal Laxmi Cotton Mills Ltd.	4	1977-1978	56.67
Loans to West Bengal Industrial- Development Corporation	91	1989-1990	2,928.00
Loans to Joint Stock Companies	750	1985-1986	8,380.67
Loans to New Central Jute Mills Ltd.	12	1995-1996	3,609.05
Loans to Greater Calcutta Gas Supply Corporation	135	1989-1990	9,295.80
Loans to National Tannery Co. Ltd.	6	1992-1993	65.00
Fortwillium Co. Ltd.	1	1990-1991	136.90
Teesta Fruits Ltd.	98	1994-1995	228.12
Prabartak Jute Mills Ltd.	1	1992-1993	57.81



APPENDIX - IV - contd.

Head of account 1	Number of acceptances awaited 2	Earliest year from which awaited 3	Balance of these items on 31st March, 2001 4
<i>(In lakhs of rupees)</i>			
Supreme Paper Mills	2	1996-1997	202.62
Indian Jute Mills Ltd.	1	1991-1992	34.34
The Small Tools Mfg. Co. (India) Ltd.	1	1992-1993	100.97
Eastend paper Industries Ltd.	1	1993-1994	210.60
Naihati Jute Mills Co. Ltd.	2	1993-1994	351.94
Tamralipta Co-op. Spinning Mills	9	1998-1999	709.42
Indian Paper Pulp Ltd.	190	1998-1999	6,694.37
Loans to West Bengal Sugar Industries Corpn.	141	1995-1996	3,758.47
Loans to Titagarh Paper Mills	7	1995-1996	595.00
Howrah Mills Co. Ltd.	1	1994-1995	257.00
Gulmohar Paper Mills	2	1994-1995	144.85
Universal Paper Mills	1	1994-1995	188.57
Gourisankar Jute Mills Co. Ltd.	2	1994-1995	319.49
Ganga Manufacturing Jute Mills Co. Ltd.	2	1994-1995	472.69
Calcutta Chemical Co. Ltd.	1	1995-1996	132.41
M/s Kankinarrah Co. Ltd.	1	1995-1996	505.77
Bengal Chemical Pharmaceutical Co. Ltd.	1	1995-1996	205.48
Smith Stani Street Pharmaceutical Co. Ltd.	1	1995-1996	115.29
M/s Vegetable Products Ltd.	1	1996-1997	101.43
M/s Anglo Indian Jute Mills Ltd.	1	1996-1997	288.00
M/s Kamarhati Co. Ltd.	1	1996-1997	191.52
Bengal Salt Co.	2	2000-2001	40.00
Andrewyule Co. Ltd.	1	1999-2000	250.00
W.B. Power Development Corporation	2	1997-1998	54.55
Everest Paper Mills Ltd.	1	2000-2001	87.77
Sankar Gas Industries Pvt. Ltd.	1	2000-2001	6.45
Opec Innovation Ltd.	1	2000-2001	7.10
Pacific Cotton Spin Ltd.	2	2000-2001	229.18
Annapurna Cotton Mills Ltd.	1	2000-2001	178.00
W.B. Ceramic Development Corporation	58	1985-1986	255.68
Budge Budge Atinery Co. Ltd. (through WBIDC)	2	1997-1998	20.67
Budge Budge Co. Ltd.	2	1997-1998	302.07
<b>6875 - LOANS FOR OTHER INDUSTRIES -</b>			
Loans to Basumati Corporation Ltd.	225	1990-1991	2,831.49

APPENDIX - IV - *concl.*

Head of account	Number of acceptances awaited	Earliest year from which awaited	Balance of these items on 31st March, 2001
1	2	3	4
<i>(In lakhs of rupees)</i>			
<b>6885 - OTHER LOANS TO INDUSTRIES AND MINERALS -</b>			
Loans to West Bengal Industrial Development Corporation			
	57	1994-1995	8,561.16
Loans to West Bengal Financial Corpn.			
	6	1994-1995	192.64
Loans to West Bengal Development Corpn.			
	31	1956-1957	402.07
Loans to West Bengal Industrial Infrastructure Development Corporation			
	73	1980-1981	9,590.15
Loans to West Bengal Joint Stock Companies			
	18	1973-1974	114.40
<b>7055 - LOANS FOR ROAD TRANSPORT -</b>			
Loans to Calcutta Metropolitan Development Authority			
	47	1985-1986	888.97
Loans to Calcutta Tramways Company Ltd.			
	140	1982-1983	15,619.25
Loans to West Bengal Surface Transport Corporation			
	21	1995-1996	1,526.07
Loans to North Bengal State Transport Corpn.			
	171	1980-1981	14,610.80
Loans to Calcutta State Transport Corpn.			
	201	1980-1981	21,763.60
Loans to South Bengal State Transport Corpn.			
	254	1998-1999	8,764.60
<b>7056 - LOANS FOR INLAND WATER TRANSPORT -</b>			
East Bengal River Scheme Services			
	1	1984-1985	23.71
Indo-Water Ways Transport Co-operation Society			
	1	1988-1989	2.00
<b>7075 - LOANS FOR OTHER TRANSPORT SERVICES -</b>			
Loans to Calcutta Improvement Trust			
	2	1982-1983	1.00
Loans to Howrah Improvement Trust			
	6	1975-1976	92.26
Loans to Hooghly River Bridge Commissioner			
	227	1994-1995	43,003.76
<b>7452 - LOANS FOR TOURISM</b>			
Loans to West Bengal Tourism Dev. Corporation.			
	1	1994-1995	55.00
<b>7465 - LOANS FOR GENERAL FINANCIAL TRADING INSTITUTE-</b>			
West Bengal Mineral Dev. Corpn.			
	124	1995-1996	3,123.74



APPENDIX - V

STATEMENT OF COMMITMENTS - LIST OF INCOMPLETE CAPITAL WORKS WHICH COSTS MORE THAN RS. 1 CRORE.

SL.No.	NAME OF PROJECT	COST OF WORK (IN LAKHS)+ SANCTION ORDER NO.	DATE OF COMMENCEMENT	TARGET DATE OF COMPLETION	REVISED COST (IF ANY)	EXPENDITURE UPTO DATE IN LAKHS OF RS.	REMARKS
1.	Burdwan University Division PW(CB) Directorate Construction of one number 114 stated Boys' Hostel at Burdwan Medical College, Burdwan	110.96 G.O. No. - HF/P/Mert/ 190/3M- 82/2000 dated 20.02.2001	27.12.2001	25.05.2003	---	34.19	Work is in progress
2.	Construction of one number 75 seats Ladies Hostel at Burdwan Medical College, Burdwan	109.75 G.O. No. - HF/P/ MERT/190/3M- 82/2000 dated 20.02.2001	01.01.2002	25.02.2004	---	31.07	Work is in progress
3.	Construction of an Air Conditioned 450 seated Auditorium with high Tech-Audio Visual facility with Aconstic system in Burdwan Medical College at Burdwan (Phase - I)	197.64 G.O. No. - HF/P/ MERT/548/3M- 1023/99 dated 03.07.2001	12.11.2002	11.11.2003	---	17.50	Payment not yet been made.
4.	Refugee Relief & Rehabilitation Department B&A Branch. Infrastructure Development of refugee colonies out of State Budgetary Allocation	---	Since 1996 - 1997	---	---	3,627.91	---
5.	Infrastructure Development of D.P. Colonies (Urban) from Central Assistance (Phase - III).	7,827	July' 1995	2002-2003	---	6,628.77	Out of total project cost of Rs. 78.27 crore GOI has till date released Rs. 70.24 Crore and did not Release the balance amount in the last year of implementation i.e. 2002 - 03 due to non receipt of U.C. amounting to Re. 22 Crore (approx).

Note :- Only four Departments of the Government of West Bengal have furnished the information regarding outlay on Incomplete Capital Works. Out of these, two Departments have furnished 'NIL' reports.



