



FINANCE ACCOUNTS

1996-97

GOVERNMENT OF WEST BENGAL

FINANCE ACCOUNTS

1996-97

GOVERNMENT OF WEST BENGAL

2174 1073 1074 1075

P. 1074

GOVERNMENT OF WEST BENGAL

TABLE OF CONTENTS

	Pages
Certificate of the Comptroller and Auditor General of India	(v)
Introductory	(vii -viii)
PART I - SUMMARISED STATEMENTS	
Statement No. 1 - Summary of Transactions	2 - 20
Statement No. 2 - Capital Outlay - Progressive Capital Outlay to end of 1996-97	21 - 25
Statement No. 3 - Financial Results of Irrigation Works	26 - 30
Statement No. 4 - Debt Position -	
(i) Statement of Borrowings	31 - 32
(ii) Other Obligations	32
(iii) Service of Debt	32 - 33
Statement No. 5 - Loans and Advances by the State Government -	
(i) Statement of loans and advances	34
(ii) Repayment of loans by statutory Bodies, etc.	34 - 36
(iii) Recoveries in arrears	37 - 40
Statement No. 6 - Guarantees given by Government for repayment of loans, etc., raised by statutory Corporations, local bodies and other institutions	41 - 42
Statement No. 7 - Cash balance and investment of cash balances	43
Statement No. 8 - Summary of balances under Consolidated Fund, Contingency Fund and Public Account	44 - 45
PART II - DETAILED ACCOUNTS AND OTHER STATEMENTS	
A - Revenue and Expenditure	
Statement No. 9 - Statement of Revenue and Expenditure under different heads expressed as a percentage of total Revenue/total Expenditure	48 - 50
Statement No. 10 - Statement showing the distribution between Charged and Voted Expenditure	51
Statement No. 11 - Detailed Account of Revenue by Minor Heads	52 - 68
Statement No. 12 - Detailed Account of Expenditure by Minor Heads	69 - 104
Statement No. 13 - Detailed statement of Capital Expenditure during and to end of the year 1996-97	105 - 137
Statement No. 14 - Statement showing details of investments of Government in Statutory Corporations, Government Companies, other joint stock companies, cooperative banks and societies, etc., up to the end of 1996-97	138 - 159
Statement No. 15 - Statement showing the Capital and Other Expenditure (other than on Revenue Account) to the end of the year 1996-97 and the principal sources from which the funds were provided for the expenditure	160 - 161
B - Debt, Contingency Fund and Public Account	
Statement No. 16 - Detailed statement of Receipts, Disbursements and Balances under heads of account relating to Debt, Contingency Fund and Public Account	164 - 171
Statement No. 17 - Detailed statement of Debt and other interest bearing obligation of Government	172 - 181
Statement No. 18 - Detailed statement of Loans and Advances by Government	182 - 200
Statement No. 19 - Statement showing the details of earmarked balances	201 - 207

APPENDICES

Pages

I -	Statement of investments made and dividend/interest received	208 - 209
II -	Statement of works of the State Highways and District and Other Roads, the progressive expenditure of which exceeded Rs.50 lakhs at the end of 1996-97	210 - 214
III -	Details/Information awaited from Treasury Officers for reconciliation of balances	215
IV -	Cases where verification and acceptance of balances for large amounts have been unduly delayed	216 - 219

CERTIFICATE OF THE COMPTROLLER AND AUDITOR GENERAL OF INDIA


This compilation containing the Finance Accounts of the Government of West Bengal for the year 1996-97 presents the accounts of the receipts and outgoings of the Government for the year, together with the financial results disclosed by the revenue and capital accounts, the accounts of the Public debts and the liabilities and assets as worked out from the balances recorded in the accounts. The Appropriation Accounts of the Government for the year for Grants and Charged Appropriations, presented separately, supplement this compilation.

These accounts have been prepared and examined under my direction in accordance with the requirements of Articles 149 and 151 of the Constitution of India and the Comptroller and Auditor General's (Duties, Powers and Conditions of Service) Act, 1971. Subject to the observations in this compilation and to those in my Report on the Accounts of the Government of West Bengal for the year ended 31st March, 1997, the accounts now presented are, according to my information, correct statements of the receipts and outgoings of the Government of West Bengal for the year 1996-97.

V. K. Shunglu

(V. K. SHUNGLU)
Comptroller and Auditor General of India

New Delhi,
The



INTRODUCTORY

1. The accounts of Government are kept in the following three parts:

- Part-I Consolidated Fund
- Part-II Contingency Fund
- Part-III Public Account

In Part-I, namely Consolidated Fund, there are two main divisions, viz.:

- (1) **Revenue-** consisting of sections for Receipt Heads (Revenue Account) and Expenditure Heads (Revenue Account);
- (2) **Capital, Public Debt, Loans, etc.-** consisting of sections for Receipt Heads (Capital Account), Expenditure Heads (Capital Account) and Public Debt; Loans and Advances etc.

The Revenue division deals with the proceeds of taxation and other receipts classed as revenue and the expenditure met therefrom, the net result of which represents the revenue surplus or deficit for the year.

In Capital division, the section 'Receipt Heads (Capital Account)' deals with receipts of capital nature which cannot be applied as a set-off to capital expenditure.

The section 'Expenditure Heads (Capital Account)' deals with expenditure met usually from borrowed funds with the object of increasing concrete assets of a material and permanent character. It also includes receipts of a capital nature intended to be applied as a set-off against expenditure.

The section 'Public Debt, Loans and Advances, etc.' comprises loans raised and their repayments by Government such as 'Internal Debt' and 'Loans and Advances' made (and their recoveries) by Government. The section also includes certain special types of Heads for transactions relating to Appropriation to the 'Contingency Fund' and 'Inter-State Settlement.'

In Part-II, namely Contingency Fund, of the Accounts, the transaction connected with the Contingency Fund established by Government under Article 267(2) of the Constitution of India are recorded.

In Part-III, namely Public Account of the accounts, the transaction relating to 'Debt' (other than those included in Part-I), 'Deposit', 'Advances', 'Remittances' and 'Suspense' are recorded. The transactions under 'Debt', 'Deposits' and 'Advances', in this part are those in respect of which Government incurs a liability to repay the money received or has a claim to recover the amounts paid, together with the repayments of the former ('Debt' and 'Deposit') and the recoveries of the latter (Advances). The transactions relating to 'Remittances' and 'Suspense' in this part embrace all merely adjusting Heads under which appear such transactions as remittances of cash between treasuries and currency chests, transfers between different accounting circles, etc. The initial debits or credits to these Heads will be cleared eventually by corresponding receipts or payments either within the same circle of account or in another account circle.

2. Sectors and Heads of Accounts

Within each of the sections in Part-I mentioned above, the transactions are grouped into sectors such as 'Tax Revenue', 'Non-Tax Revenue', and 'Grants-in-aid and contributions' for the Receipt Heads (revenue account), and 'General Services', 'Social Services', 'Economic Services' and 'Grants-in-aid and contributions' for expenditure Heads. Specific functions or services (such as Education, Sports, Art and Culture, Health and Family Welfare, Water Supply, Sanitation, Housing and Urban Development, etc. in respect of Social Services) are grouped in Sectors for expenditure Heads. In part-III (Public Account), also, the transactions are grouped into sectors, such as 'Small Savings', 'Provident Funds', 'Reserve Funds', etc. The Sectors are sub-divided into major Heads of account. In some cases, the Sectors are, in addition, sub-divided into sub-sectors before their division into major Heads of account.

The Major Heads are divided into sub-major Heads in some cases and minor Heads, with a number of subordinate Heads, generally known as sub-Heads. The sub-Heads are further divided into detailed Heads. Under each of these Heads, the expenditure is shown distributed between charged and voted. Sometimes major Heads are also divided into sub-major Heads before their further division into minor Heads. Apart from the Sectoral and sub-sectoral classification the Major Heads, Sub-Major Heads, Minor Heads, Sub-Heads, Detailed Heads and Object Heads together constitute a six-tier arrangement of the classification structure of the Government Accounts.

The major, minor and sub-Heads prescribed for the classification of expenditure in the general accounts are not necessarily identical with the Grants, sub-Heads and other units of allotments which are adopted by the Government for Demands for Grants presented to the Parliament or Legislatures but in general a certain degree of correlation is maintained between the Demands for Grants and the Finance Accounts.

The major Heads of accounts, falling within the sectors for expenditure Heads, generally correspond to functions of Government, while the minor Heads, subordinate to them, identify the programmes undertaken to achieve the objectives of the function represented by the major head. The sub-head represents the scheme, the detailed head, the sub-scheme and object-head to the object level of classification.

3. Coding Pattern

Major Heads : From 1st April 1987 a four-digit code has been allotted to the major Heads, the first digit indicating whether the major head is a Receipt head or Revenue Expenditure head or Capital Expenditure head or a Loan head.

The first digit of the code for Revenue Receipt head is either '0' or '1'. Adding 2 to the first digit code of the Revenue Receipt head will give the number allotted to corresponding Revenue Expenditure head; adding another 2, the Capital Expenditure head; and another 2, the Loan head of Account. For example, for Crop Husbandry code 0401 represents the Receipt head, 2401, the revenue expenditure head, 4401, Capital Outlay head and 6401, Loan head.

Such a pattern is, however, not relevant for those departments which are not operating Capital/Loan Heads of accounts e.g. Department of Supply. In a few cases, where receipt and expenditure are not heavy, certain functions have been combined under a single major head, the functions themselves forming sub-major Heads under that Major head.

Sub-Major Heads : A two-digit code has been allotted, the code starting from 01 under each Major head. Where no sub-major head exists it is allotted a Code '00'. The nomenclature 'General' has been allotted Code '80' so that even after further sub-major Heads are introduced the Code for 'General' will continue to remain the last one.

Minor Heads : These have been allotted a three-digit code, the codes starting from '001' under each sub-major/major head (where there is no sub-major head). Codes from '001' to '400' and few Codes '750' to '900' have been reserved for certain standard minor Heads. The coding pattern for minor Heads has been designed in such a way that in respect of certain minor Heads having a common nomenclature under many major/sub-major Heads, the same three-digit code is adopted as far as possible.

Under this scheme of codification, the receipt major Heads (revenue account) are assigned the block numbers from 0020 to 1606, expenditure major Heads (revenue account) from 2011 to 3606, expenditure major Heads (capital account) from 4046 to 5475, major Heads, under 'Public Debt' from 6001 to 6004 and those under 'Loans and Advances', 'Inter-State Settlement' and 'Transfer to Contingency Fund' from 6075 to 7999. The Code number 4000 has been assigned for Capital receipt major head. The only major head 'Contingency Fund' in Part - II 'Contingency Fund' has been assigned the Code number 8000. The major Heads in the Public Account are assigned the Code numbers from 8001 to 8999.

4. The transactions included in these accounts represent mainly the actual cash receipts and disbursements during the financial year April to March as distinguished from amounts due to or from Government during the same period. The cash basis system is, however, not entirely suitable for recording the transactions and presenting the true state of affairs of Government Commercial Undertakings run on commercial principles. The detailed accounts of this class of undertakings are, therefore, maintained outside the regular accounts in proper commercial form and are subject to test check by the Indian Audit and Accounts Department.

5. The figures of actuals shown in these accounts are net, after taking into account the recoveries, although the Demands for Grants presented to Legislature and the Appropriation Accounts are for gross expenditure and exclude credits and recoveries which are otherwise taken as reduction of expenditure.

Part I—Summarised Statement

STATEMENT NO. 1 - SUMMARY

PART I -

I -

Receipts	Actuals	
	1995-96	1996-97
Receipt Heads (Revenue Account)		
A - Tax Revenue -		
(a) Taxes on Income and Expenditure -		
0021 - Taxes on Income other than Corporation Tax	84,429.44	1,01,062.00
0022 - Taxes on Agricultural Income	(-) 3.92	218.52
0028 - Other Taxes on Income and Expenditure	10,747.80	11,547.65
Total - A(a) - Taxes on Income and Expenditure	95,173.32	1,12,828.17
(b) Taxes on Property and Capital Transactions -		
0029 - Land Revenue	75,531.03	46,831.54
0030 - Stamps and Registration Fees	30,400.00	30,981.52
0035 - Taxes on Immovable Property other than Agricultural Land	192.77	228.59
Total - A(b) - Taxes on Property and Capital Transactions	1,06,123.80	78,041.65
(c) Taxes on Commodities and Services -		
0039 - State Excise	26,677.50	32,679.99
0040 - Sales Tax	2,44,723.15	2,70,415.86
0041 - Taxes on Vehicles	11,913.07	13,426.72
0042 - Taxes on Goods and Passengers	777.09	(-) 6.43 (a)
0043 - Taxes and Duties on Electricity	5,155.54	8,829.21
0045 - Other Taxes and Duties on Commodities and Services	7,172.37	10,737.07
Total - A(c) - Taxes on Commodities and Services	2,96,418.72	3,36,082.42
Total - A - Tax Revenue	4,97,715.84	5,26,952.24
B - Non-Tax Revenue -		
(a) Fiscal Services -		
0047 - Other Fiscal Services	0.26	0.37
Total - B(a) - Fiscal Services	0.26	0.37
(b) Interest Receipts, Dividends and Profits -		
0049 - Interest Receipts	5,094.32	11,275.37
0050 - Dividends and Profits	40.39	53.22
Total - B(b) - Interest Receipts, Dividends and Profits	5,134.71	11,328.59
(c) Other Non-Tax Revenue -		
(i) General Services -		
0051 - Public Service Commission	5.65	0.67
0055 - Police	2,198.22	2,887.28
0056 - Jails	10.37	26.64
0058 - Stationery and Printing	24.58	14.90
0059 - Public Works	645.58	549.44

(a) Minus figure is due to excess refund made over the actual receipts of 'Tax collections - Passenger Tax' during the year.

OF TRANSACTIONS

CONSOLIDATED FUND

Revenue

Disbursements

Actuals

1995-96

1996-97

(In lakhs of rupees)

Expenditure Heads (Revenue Account)

A - General Services -

(a) Organs of State -

2011 - Parliament/State/Union Territory/Legislatures	609.45	662.61
2012 - President, Vice-President/Governor/Administrator of Union Territories	115.54	124.03
2013 - Council of Ministers	157.25	171.73
2014 - Administration of Justice	5,178.92	6,111.44
2015 - Elections	5,781.63	6,125.80

Total - A(a) - Organs of State

11,842.79

13,195.61

(b) Fiscal Services -

(i) Collection of Taxes on Income and Expenditure -

2020 - Collection of Taxes on Income and Expenditure	311.04	353.24
--	--------	--------

Total - A(b)(i) - Collection of Taxes on Income and Expenditure

311.04

353.24

(ii) Collection of Taxes on Property and Capital Transactions -

2029 - Land Revenue	11,937.04	13,348.20
2030 - Stamps and Registration	1,790.98	1,966.29
2035 - Collection of other Taxes on Property and Capital Transactions	17.38	22.85

Total - A(b)(ii) - Collection of Taxes on Property and Capital Transactions

13,745.40

15,337.34

(iii) Collection of Taxes on Commodities and Services -

2039 - State Excise	1,545.30	1,861.07
2040 - Sales Tax	3,178.87	3,502.80
2041 - Taxes on Vehicles	409.19	451.64
2045 - Other Taxes and Duties on Commodities and Services	806.83	904.23

Total - A(b)(iii) - Collection of Taxes on Commodities and Services

5,940.19

6,719.74

(iv) Other Fiscal Services -

2047 - Other Fiscal Services	549.49	639.54
------------------------------	--------	--------

Total - A(b)(iv) - Other Fiscal Services

549.49

639.54

Total - A(b) - Fiscal Services

20,546.12

23,049.86

(c) Interest Payments and Servicing of Debt -

2049 - Interest Payments	1,61,617.01	1,94,032.45
--------------------------	-------------	-------------

Total - A(c) - Interest Payments and Servicing of Debt

1,61,617.01

1,94,032.45

(d) Administrative Services -

2051 - Public Service Commission	265.56	329.83
2052 - Secretariat - General Services	2,656.43	3,121.49

STATEMENT NO. 1 - SUMMARY

PART I -

I -

Receipts	Actuals	
	1995-96	1996-97
	(In lakhs of rupees)	
Receipt Heads (Revenue Account) - contd.		
B - Non-Tax Revenue - contd.		
(c) Other Non-Tax Revenue - contd.		
(i) General Services - conclud.		
0070 - Other Administrative Services	2,841.44	3,410.91
0071 - Contributions and Recoveries towards Pensions and other Retirement Benefits	2,063.24	2,356.10
0075 - Miscellaneous General Services	982.63	1,805.79
Total - B(c)(i) - General Services	8,771.71	11,051.73
(ii) Social Services -		
0202 - Education, Sports, Art and Culture	1,378.06	382.78
0210 - Medical and Public Health	2,231.45	2,830.82
0211 - Family Welfare	28.12	36.99
0215 - Water Supply and Sanitation	152.36	85.03
0216 - Housing	416.32	563.06
0217 - Urban Development	31.10	30.23
0220 - Information and Publicity	58.43	59.38
0230 - Labour and Employment	185.22	88.24
0235 - Social Security and Welfare	118.53	108.82
0250 - Other Social Services	164.18	53.56
Total - B(c)(ii) - Social Services	4,763.77	4,238.91
(iii) Economic Services -		
0401 - Crop Husbandry	334.17	352.42
0403 - Animal Husbandry	253.11	282.95
0404 - Dairy Development	3,936.15	4,337.02
0405 - Fisheries	76.09	63.37
0406 - Forestry and Wild Life	4,426.98	4,701.26
0407 - Plantations	333.62	234.79
0408 - Food Storage and Warehousing	45.18	87.96
0415 - Agricultural Research and Education	-	0.01
0425 - Co-operation	230.51	254.20
0435 - Other Agricultural Programme	19.50	15.79
0506 - Land Reforms	1.05	0.81
0515 - Other Rural Development Programmes	89.14	50.98
0551 - Hill Areas	227.98	31.63
0575 - Other Special Areas Programmes	24.01	15.47
0701 - Major and Medium Irrigation	279.85	279.26
0702 - Minor Irrigation	505.57	577.51
0801 - Power	0.87	0.70
0802 - Petroleum	-	0.28
0810 - Non-Conventional Sources of Energy	-	0.05
0851 - Village and Small Industries	245.50	183.87

OF TRANSACTIONS - *contd.*
CONSOLIDATED FUND - *contd.*

Revenue - *contd.*

	Disbursements	Actuals	
		1995-96	1996-97
<i>(In lakhs of rupees)</i>			
Expenditure Heads (Revenue Account) - <i>contd.</i>			
A - General Services - <i>concl.</i>			
(d) Administrative Services - <i>concl.</i>			
2053 - District Administration	2,852.40	3,286.45	
2054 - Treasury and Accounts Administration	2,065.28	2,366.79	
2055 - Police	52,236.16	60,696.13	
2056 - Jails	2,893.20	3,362.22	
2058 - Stationery and Printing	1,027.78	1,065.76	
2059 - Public Works	9,129.01	10,167.75	
2070 - Other Administrative Services	10,360.81	13,219.17	
Total - A(d) - Administrative Services	83,486.63	97,615.59	
(e) Pensions and Miscellaneous General Services -			
2071 - Pensions and other Retirement Benefits	46,568.42	62,467.23	
2075 - Miscellaneous General Services	547.93	1,040.23	
Total - A(e) - Pensions and Miscellaneous General Services	47,116.35	63,507.46	
Total - A - General Services	3,24,608.90	3,91,400.97	
B - Social Services -			
(a) Education, Sports, Art and Culture -			
2202 - General Education	1,88,857.35	2,32,996.06	
2203 - Technical Education	3,738.72	5,091.68	
2204 - Sports and Youth Services	2,246.25	2,671.61	
2205 - Art and Culture	852.06	1,253.93	
Total - B(a) - Education, Sports, Art and Culture	1,95,694.38	2,42,013.28	
(b) Health and Family Welfare -			
2210 - Medical and Public Health	52,653.63	62,013.23	
2211 - Family Welfare	9,096.66	8,801.49	
Total B(b) - Health and Family Welfare	61,750.29	70,814.72	
(c) Water Supply, Sanitation, Housing and Urban Development -			
2215 - Water Supply and Sanitation	12,987.23	14,786.51	
2216 - Housing	2,799.09	2,680.69	
2217 - Urban Development	21,932.11	30,976.38	
Total B(c) - Water Supply, Sanitation, Housing and Urban Development	37,718.43	48,443.58	
(d) Information and Broadcasting -			
2220 - Information and Publicity	1,621.93	1,831.81	
Total - B(d) - Information and Broadcasting	1,621.93	1,831.81	

Receipts

Actuals

1995-96	1996-97
---------	---------

(In lakhs of rupees)

Receipt Heads (Revenue Account) - *contd.*B - Non-Tax Revenue - *concl.*(c) Other Non-Tax Revenue - *concl.*(iii) Economic Services - *concl.*

0852 - Industries	537.93	881.26
0853 - Non-Ferrous Mining and Metallurgical Industries	805.83	1,525.73
0875 - Other Industries	475.19	-
1051 - Ports and Lighthouses	3.12	3.57
1053 - Civil Aviation	0.06	(x)
1054 - Roads and Bridges	815.12	822.66
1055 - Road transport	(y)	-
1452 - Tourism	143.57	174.15
1456 - Civil Supplies	106.60	1.62
1475 - Other General Economic Services	190.42	246.25
Total - B(c)(iii) - Economic Services	14,077.12	15,125.57
Total - B(c) - Other Non-Tax Revenue	27,612.60	30,416.21
Total - B - Non-Tax Revenue	32,747.57	41,745.17

(x) Actual receipt was Rs.240

(y) Actual Receipt was Rs.300

OF TRANSACTIONS - *contd.*
CONSOLIDATED FUND - *contd.*

Revenue - *contd.*

Disbursements	Actuals	
	1995-96	1996-97
	(In lakhs of rupees)	
Expenditure Heads (Revenue Account) - <i>contd.</i>		
B - Social Services - <i>concl.</i>		
(e) Welfare of Scheduled Castes, Scheduled Tribes and Other Backward Classes -		
2225 - Welfare of Scheduled Castes, Scheduled Tribes and Other Backward Classes	9,933.69	12,183.10
Total - B(e) - Welfare of Scheduled Castes, Scheduled Tribes and Other Backward Classes	9,933.69	12,183.10
(f) Labour and Labour Welfare -		
2230 - Labour and Employment	3,061.67	3,471.24
Total - B(f) - Labour and Labour Welfare	3,061.67	3,471.24
(g) Social Welfare and Nutrition -		
2235 - Social Security and Welfare	15,570.46	16,866.77
2236 - Nutrition	848.53	1,035.86
2245 - Relief on Account of Natural Calamities	7,259.53	4,973.00
Total - B(g) - Social Welfare and Nutrition	23,678.52	22,875.63
(h) Others -		
2250 - Other Social Services	2,766.57	3,995.98
2251 - Secretariat - Social Services	1,026.23	1,153.19
Total - B(h) - Others	3,792.80	5,149.17
Total - B - Social Services	3,37,251.71	4,06,782.53
C - Economic Services -		
(a) Agriculture and Allied Activities -		
2401 - Crop Husbandry	7,629.39	9,018.40
2402 - Soil and Water Conservation	1,279.34	1,795.19
2403 - Animal Husbandry	5,454.41	6,609.78
2404 - Dairy Development	9,351.61	10,625.65
2405 - Fisheries	2,694.72	3,612.37
2406 - Forestry and Wild Life	8,763.20	10,153.05
2408 - Food, Storage and Warehousing	4,016.14	4,624.45
2415 - Agricultural Research and Education	2,669.90	2,858.94
2425 - Co-operation	1,889.73	2,226.54
2435 - Other Agricultural Programmes	316.47	349.46
Total - C(a) - Agriculture and Allied Activities	44,064.91	51,873.83

Receipts	Actuals	
	1995-96	1996-97
<i>(In lakhs of rupees)</i>		
Receipt Heads (Revenue Account) - conclud.		
C - Grants-in-Aid and Contributions -		
1601 - Grants-in-Aid from Central Government	89,843.22	1,13,061.48
1603 - States' Share of Union Excise Duties	1,17,298.00	1,40,953.00
Total - C - Grants-in-Aid and Contributions	2,07,141.22	2,54,014.48
Total - Receipt Heads (Revenue Account)	7,37,604.63	8,22,711.89

CONSOLIDATED FUND - contd.

Revenue - contd.

Disbursements	Actuals	
	1995-96	1996-97
	(In lakhs of rupees)	
Expenditure Heads (Revenue Account) - contd.		
C - Economic Services - contd.		
(b) Rural Development -		
2501 - Special Programmes for Rural Development	2,910.15	2,187.74
2505 - Rural Employment	39,185.07	48,949.15
2506 - Land Reforms	1,212.28	1,403.44
2515 - Other Rural Development Programmes	13,098.38	18,860.06
Total - C(b) - Rural Development	56,405.88	71,400.39
(c) Special Areas Programmes -		
2551 - Hill Areas	6,972.10	9,759.38
2575 - Other Special Areas Programmes	3,547.18	3,562.35
Total - C(c) - Special Areas Programmes	10,519.28	13,321.73
(d) Irrigation and Flood Control -		
2701 - Major and Medium Irrigation	8,562.35	9,979.03
2702 - Minor Irrigation	11,223.06	13,016.33
2705 - Command Area Development	165.98	195.91
2711 - Flood Control and Drainage	4,475.23	4,596.39
Total - C(d) - Irrigation and Flood Control	24,426.62	27,787.66
(e) Energy -		
2801 - Power	8,171.00	15,617.28
2810 - Non-Conventional Sources of Energy	50.92	137.15
Total - C(e) - Energy	8,221.92	15,754.43
(f) Industry and Minerals -		
2851 - Village and Small Industries	6,766.20	6,877.68
2852 - Industries	3,636.95	3,575.23
2853 - Non-ferrous Mining and Metallurgical Industries	161.81	146.47
Total - C(f) - Industry and Minerals	10,564.96	10,599.38
(g) Transport -		
3051 - Ports and Lighthouses	103.60	118.33
3053 - Civil Aviation	17.22	17.14
3054 - Roads and Bridges	14,382.82	13,161.54
3055 - Road Transport	10,542.82	12,445.07
3056 - Inland Water Transport	18.77	21.47
Total - C(g) - Transport	25,065.23	25,763.55
(i) Science, Technology and Environment -		
3425 - Other Scientific Research	3.57	4.41
Total - C(i) - Science, Technology and Environment	3.57	4.41
(j) General Economic Services -		
3451 - Secretariat - Economic Services	1,729.37	2,070.82
3452 - Tourism	288.42	437.96

STATEMENT NO. 1 - SUMMARY

PART I -

I -

Receipts	Actuals	
	1995-96	1996-97
	<i>(In lakhs of rupees)</i>	
E - Public Debt -		
6003 - Internal Debt of the State Government	1,96,456.95	4,20,347.90
6004 - Loans and Advances from the Central Government	2,01,866.42	2,48,913.20
Total - Public Debt	3,98,323.37	6,69,261.10
F - Loans and Advances -		
Loans and Advances by the State Government	10,076.51	98,140.71
Total - Consolidated Fund	11,46,004.51	15,90,113.70

OF TRANSACTIONS - *contd.*CONSOLIDATED FUND - *contd.*Revenue - *concl.*

Disbursements	Actuals	
	1995-96	1996-97
	(In lakhs of rupees)	
Expenditure Heads (Revenue Account) - <i>concl.</i>		
C - Economic Services - <i>concl.</i>		
(j) General Economic Services - <i>concl.</i>		
3454 - Census, Surveys and Statistics	430.24	524.43
3456 - Civil Supplies	252.49	301.24
3475 - Other General Economic Services	339.73	353.78
Total - C(j) - General Economic Services	3,040.25	3,688.23
Total - C - Economic Services	1,82,312.62	2,20,193.61
D - Grants-in-Aid and Contributions -		
3604 - Compensation and Assignments to Local Bodies and Panchayati Raj Institutions	18,453.37	17,858.18
Total - D - Grants-in-Aid and Contributions	18,453.37	17,858.18
Total - Expenditure Heads (Revenue Account)	8,62,626.60	10,36,235.29
Revenue Surplus(+)/Deficit(-)	(-) 1,25,021.97	(-) 2,13,523.40
Expenditure Heads (Capital Account)		
(Figures for each Major Head are given in Statement No.2)	1,16,427.66	1,44,491.49
E - Public Debt -		
6003 - Internal Debt of the State Government	1,43,725.52	3,70,178.73
6004 - Loans and Advances from the Central Government	32,020.16	40,837.14
Total - Public Debt	1,75,745.68	4,11,015.87
F - Loans and Advances -		
Loans and Advances by the State Government	38,262.17	79,812.59
Total - Consolidated Fund	11,93,062.11	16,71,555.24

STATEMENT NO. 1 - SUMMARY

PART II-

I -

Réceipts	Actuals	
	1995-96	1996-97
	<i>(In lakhs of rupees)</i>	
8000 - Contingency Fund	32.48	42.50(x)
Total - Contingency Fund	32.48	42.50

(x) Represents expenditure met out of advances from the Contingency Fund during earlier years and recouped to the Fund during the year.

OF TRANSACTIONS - *contd.*

CONTINGENCY FUND - *concl.*

Revenue - *concl.*

Disbursements	Actuals	
	1995-96	1996-97
	<i>(In lakhs of rupees)</i>	
8000 - Contingency Fund	42.50	29.67 (y)
Total - Contingency Fund	42.50	29.67

(y) Represents expenditure met out of advances from the Contingency Fund during 1996-97, but not recouped to the Fund till the close of the year.

STATEMENT NO.1 - SUMMARY

PART III -

Receipts	Actuals	
	1995-96	1996-97
	(In lakhs of rupees)	
I - Small Savings, Provident Fund etc.-		
(b) Provident Funds(x)	29,396.00	33,428.14
(c) Other Accounts(x)	1,228.81	1,247.30
J - Reserve Funds -		
(a) Reserve Funds bearing interest
(b) Reserve Funds not bearing interest	525.12	229.14
K - Deposits and Advances -		
(a) Deposit bearing interest	79,558.16	1,00,365.07
(b) Deposit not bearing interest	3,03,605.08	3,59,630.44
(c) Advances	9,563.96	11,241.61
L - Suspense and Miscellaneous -		
(b) Suspense	2,927.48	(-) 270.87
(c) Other Accounts	6,98,893.05	6,40,699.02
(d) Accounts with Government of Foreign Countries	0.01	(y)
(e) Miscellaneous	32.66	0.55
M - Remittances	1,35,010.23	1,33,013.26
Total - Part III - Public Account	12,60,740.56	12,79,583.66
Total - Receipts	24,06,777.55	28,69,739.86
Opening Cash Balance	508.09	14,451.89
GRAND TOTAL	24,07,285.64	28,84,191.75

Explanatory Note:

The Cash balance represents the combined balance of the Consolidated Fund, the Contingency Fund and the Public Account. The balance against 'Deposits with Reserve Bank' represents the balance according to Government Account after taking into account inter-Government Monetary Settlement advised to the Reserve Bank upto the 25th April, 1997. There was a difference of Rs.5,480.20 lakhs between the figure of 'Deposits with Reserve Bank' reflected in the accounts Rs.15,924.54 lakhs (Dr.) and that intimated by the Reserve Bank of India Rs. 21,404.74 lakhs (Cr.). The difference is under reconciliation.

(x) A more detailed account is given in Statement No. 17.

(y) Actual Receipt was Rs. 57.

PUBLIC ACCOUNT

Disbursements	Actuals	
	1995-96	1996-97
	(In lakhs of rupees)	
I - Small Savings, Provident Funds etc. -		
(b) Provident Funds(x)	18,290.01	21,075.56
(c) Other Accounts(x)	825.37	958.55
J - Reserve Funds -		
(a) Reserve Funds bearing interest		..
(b) Reserve Funds not bearing interest	86.94	60.72
K - Deposits and Advances -		
(a) Deposits bearing interest	58,954.74	83,371.80
(b) Deposits not bearing interest	2,99,616.62	3,09,352.71
(c) Advances	9,583.65	11,251.21
L - Suspense and Miscellaneous -		
(b) Suspense	(-)423.20	882.11
(c) Other Accounts	6,75,301.92	6,36,142.22
(d) Accounts with Government of Foreign Countries	5.03	0.99
(e) Miscellaneous
M - Remittances	1,37,488.06	1,33,484.17
Total - Part III - Public Account	11,99,729.14	11,96,580.04(y)
Total - Disbursement	23,92,833.75	28,68,164.95
Closing Cash Balance	14,451.89	16,026.80 (z)
GRAND TOTAL	24,07,285.64	28,84,191.75

(y) A more detailed account is given in Statement No. 16

(z) Represents balance as per Government Account. This comprises Rs. 102.26 lakhs in treasuries, and Rs. 15,924.54 lakhs as deposits with Reserve Bank.

Please also see explanatory note 1 below

Statement No.7.

STATEMENT NO. 1 - contd.

Explanatory Notes:

1. Receipts from the Government of India: Of the total Revenue receipts of Rs. 8,227.12 crores in 1996-97, Rs. 3,550.76 crores were received from the Government of India as shown below:

	<i>(In crores of rupees)</i>
(i) Share of net proceeds of taxes on Income other than Corporation Tax	1,010.62
(ii) Share of Union Excise Duties	1,409.53
(iii) Grants in lieu of tax on railway passenger fare	30.71
(iv) Other grants received from the Government of India	1,099.90
Total	3,550.76

2. Taxation Changes during the year: The following changes in taxation were made during the year:

Measure	Date of enforcement	Expected additional yield in one full year <i>(in crores of rupees)</i>
0029 - Land Revenue		
Raising the rate of cess on coal payable under the W.B. Primary Education Act, 1973 from 5% to 7% and that payable under the W.B. Rural Employment and Production Act, 1976 from 35% to 38%	15.07.96	40.00
0030 - Stamp Duty		
Deletion of section 30 (2) of the Registration Act, 1908 to prevent flight of documents from the State for registration outside the State.	13.01.97	10.00
0039 - State Excise.		
Raising the rates of Excise duty on India made Foreign Liquor and also on country spirit including coloured and flavoured spirit.	01.07.96	20.00
0041 - Taxes on Vehicles.		
Raising the rate of additional motor vehicle tax on small vehicles of different weights owned by private individuals, firms, institutions etc.	Not yet enforced	5.00
0045 - Luxury Tax.		
Bringing mill made textile fabrics priced at Rs. 1,000/- or more per metre within the purview of the W.B. Luxury Tax Act, 1994	15.07.96	5.00
Less Relief and concessions -		
0022 - Agricultural Income Tax		
(a) Reduction in the existing rate of agricultural income tax payable by tea industry from 70% to 50%		Result yield not shown separately
0028 - Other Taxes on Income and Expenditure		
(a) Raising the exemption limit under Profession Tax Act for salary and wage earners from Rs. 500 to Rs. 1250 per month and professionals and others from existing Rs. 6,000 to Rs. 15,000 per annum		Do
0029 - Land Revenue		
(a) Abolition of surcharge on tax paid for purchase of inputs, re-sale of tea and on resale of goods at 2%		Do
0030 - Stamp Duties		
(a) Reduction in the rate of stamp duty on all deeds of conveyance from 10% to 5% w.e.f. 15.7.96		Do

STATEMENT NO. 1 - *contd.*

0040 - Sales Tax

Reduction in the rates of sales tax on

- (a) R.B.D. Palm oil from 20% to 7%;
- (b) Coir articles from 12% to 4%;
- (c) Coir Carpets from 20% to 4%;
- (d) Plastic & P.V.C. Chappals and Sandals from 5% to 3%;
- (e) Gymnasium apparatus, Sports Goods (if not exempted) from 12% to 5%;
- (f) Calculators from 12% to 5%;
- (g) Binocular and telescope from 20% to 4%;
- (h) Printed materials from 12% to 10%;
- (i) Non-electronic toys (if not exempted) from 12% to 10%;
- (j) Air-conditioner, air-conditioning plant, fancy leather goods, Crockerries of glass, porcelain and glazed earthen ware, Vacuum cleaners and washine machines from 20% to 15%;

- (k) Pagers from 20% to 4%;
- (l) Voltage Stabilizers from 15% to 12%;
- (m) Aluminium foil, chemicals including naptha and caustic soda, paraffin, dyes, hydrogen peroxide, industrial gas, solvent oils and bamboo & Cane from 12% to 5%;

- (n) Dolomite and limestone from 15% to 5%;
- (o) Pollution control equipments from 12% to 4%.
- (p) Exemption from payment of sales tax on life saving diver's equipments, colostomy/dialysis bags, cervical spinal collar, Braca and orthose, Hand Splint & Fracture Brace, accessories and components of hurricane and kerosene lamps and hand made biscuits.

- (q) Reduction in the rate of sales tax on inter-State sales of Generators & Invertors, Laminated Jute Bags and certain categories of life saving drugs manufactured in S.S.I. units to 2%.

- (r) Extending the benefit of industrial promotion assistance under the W.B. Industrial Promotion (Assistance to Industrial Units) Scheme, 1994 upto 31.3.97 and also extending the scheme to S.S.I. units manufacturing fluerescent lamps and dry cell battery.

- (s) Raising the period of tax holiday of S.S.I. units located in CM Area from 3 to 5 years and from 5 years to 7 years in respect of S.S.I. units located outside CM Area.

- (t) Continuance of the benefit of concessional rate of tax on inter-State sales of tea at Calcutta & Siliguri Tea Auction Centres.

Result yield not
shown separately

STATEMENT NO. 1 - Contd.

Explanatory Note:-contd.

3. Revenue Receipts: The increase of Rs. 851.07 crores in Revenue receipts from Rs 7,376.05 crores in 1995-96 to Rs. 8,227.12 crores in 1996-97 was mainly under:

Major heads of account	Increase (in crores of rupees)	Main reasons
0021 - Taxes on Income other than Corporation Tax	166.33	Receipt of larger amount as States' share of net proceeds.
0028 - Other Taxes on Income and Expenditure	8.00	Larger collection of Taxes on Profession, Trades, Callings and Employment.
0030 - Stamps and Registration fees	5.81	Escalation of duties on Judicial and non-judicial Stamps.
0039 - State Excise	60.02	Larger receipt on account of sale of Country Fermented Liquors, Malt Liquors and Foreign Liquors
0040 - Sales Tax	25.69	Larger collection under Central Sales Tax Act as well as largercollection of surcharge on Sales Tax.
0041 - Taxes on Vehicle	15.13	Larger collection of Taxes on Vehicles.
0043- Taxes on duties on electricity	36.73	Larger Tax collection on increased amount of duties due to increase in consumption of units of electricity.
0055 - Police	6.89	Larger collection of receipts by supplying Police to other Governmentsand of receipts of State Hdqrs. Police.
1601 - Grants-in-Aid from Central Govt.	232.18	Larger receipts of Central aids in respect of various schemes
1603 -States Share of Union Excise Duties	236.55	Increase was due to larger receipt of Union ExciseDuties from CentralGovernment.
0045 - Other Taxes & duties on commodities & services	35.64	Larger receipts of Taxes & Duties on commodities & services.
0049 - Interest receipts	61.81	Larger receipts of interest from Public Sector & other under takings.
0070 - Other Administrative services	5.69	Larger receipts on other administrative services.
0075 - Miscellaneous general services	8.23	Due to receipts from Govt. of India on account of write off, of the amountin term of the recommendations of the Tenth Finance Commission.
0210 - Medical & Public Health	5.99	Larger receipts from E S I Scheme and other receipts.
0853 - Non ferrous minings	7.19	Larger receipts on account of mineral concession fees, rent & royalties

STATEMENT NO. 1 - contd.

Explanatory Note:-contd.

3A. There had been substantial decrease in Revenue receipt under:

Major heads of account	Decrease (in crores of rupees)	Main reasons
0029 - Land Revenue	286.99	Less receipts of Land Revenues, rates & Cesses of land & receipts from management of ex-Zamindari states.
0042 - Taxes on Goods and Passengers	7.70	Decrease is due to abolition of entry tax and less collection of Goods Tax.
0202 - Education Sports Arts & Culture	9.95	Due to less receipts of grants from Govt. of India on various educational schemes.

4. Expenditure on Revenue Account: The increase of Rs. 1,736.08 crores in expenditure on Revenue Account from Rs. 8,626.27 crores in 1995-96 to Rs. 10,362.35 crores in 1996-97 was mainly under:

Major heads of account	Increase (in crores of rupees)	Main reasons
2014 - Administration of Justice	9.32	Larger expenditure on establishment of high courts
2029 - Land Revenue	14.11	Increase was due to larger expenditure on general establishment
2049 - Interest Payment	324.15	Increase was due to increased expenditure on interest liabilities on Market Loans & State Provident Fund etc.
2055 - Police	84.59	Increase was due to larger expenditure on District Police.
2059 - Public Works	10.38	Increase was due to increased expenditure on maintenance and repair works.
2070 - Other Administrative Services	28.58	Increase was due to enhancement of expenditure on salaries.
2071 - Pensions and other Retirement Benefits	158.99	Increase was due to increase in the number of retirement cases and pensionary benefits.
2202 - General Education	441.38	Increase was mainly due to enhancement of expenditure on Primary Educations assistance to non-Govt. Secondary Schools and assistance to university and Govt. and non-Govt. Colleges.
2203 - Technical Education	13.52	Due to increase in expenditure on technical education.
2210 - Medical and Public Health	93.59	Increase was due to larger expenditure in E.S.I. Schemes and other medicinal programmes.
2225 - Welfare of SC/ST & OBC	22.49	Increase was due to larger expenditure on education and on family benefit oriented scheme
2215 - Water Supply & sanitation	17.99	Increase was due to larger expenditure on eradication of pollution in water due to existence of Arsenic.
2217 - Urban Development	90.44	Increase was due to larger Expenditure on greater Calcutta development scheme and on local bodies & Corpn.etc. under non plan schemes.

STATEMENT NO. 1 - *concl'd.***Explanatory Note:-concl'd.**4. *Expenditure on Revenue Account - concl'd.*

Major heads of account	Increase (in crores of rupees)	Main reasons
2235 - Social Security and Welfare	12.96	Increase was due to enhancement of expenditure on integrated child and women welfare project.
2250 - Other Social services.	12.29	Increase was due to large expenditure on marketing promotion
2401 - Crop husbandry	13.89	Increase was due to larger expenditure on extension & training.
2402 - Soil & water conservation	5.15	Increase was due to larger expenditure on soil conservation works in upper catchment area of Kangsabati river.
2403 - Animal Husbandry	11.55	Increase was due to larger Expenditure on cattle & buffalo development schemes, fodder & feed development schemes.
2404 - Dairy Development.	12.74	Increase was due to enhancement of expenditure on greater Calcutta Milk Supply.
2405 - Fisheries	9.18	Increase was due to larger expenditure on fishiculture.
2406 - Forestry and Wild Life	13.89	Increase was mainly due to larger expenditure on Tiger Reserve Project.
2505 - Rural Employment	97.64	Increase was due to larger expenditure on Jawahar Rojgar Yoyana Scheme.
2515 - Other Rural Development Programme.	57.61	Increase was due to increased expenditure on Assistance to Panchayati Raj Institutions.
2551 - Hill Areas	27.87	Increase was due to larger assistance to Darjeeling Gorkha Hill Council
2701 - Major & Medium Irrigation	14.16	Increase was due to increased expenditure on irrigation projects.
2702 - Minor Irrigation	17.93	Increase was due to increased expenditure on electricity charges on account of minor irrigation schemes
2801 - Power	74.46	Increase was due to enhancement expenditure on grants to different department to meet committed expenditure.
3055 - Road Transport	19.02	Increase was due to enhancement of assistance to the units of Public Sector and other Undertakings.

4A. There had also been decrease under some heads which was mainly under:

Major heads of account	Decrease (in crores of rupees)	Main reasons
2245 - Relief on account of natural calamities	22.86	Decrease was due to less expenditure incurred on natural calamities
2501 - Special Programmes for rural development.	7.22	Decrease was due to less expenditure on rural development projects.
3054 - Roads & Bridges.	12.21	Decrease was due to less expenditure on maintenance and repairs of road work.
3604 - Compensation and assignment to local bodies and Panchayati Raj Institution.	5.95	Decrease was due to less expenditure on compensation and assignment to local bodies and Panchayati Raj Institution.

STATEMENT NO. 2 - CAPITAL OUTLAY OUTSIDE THE REVENUE ACCOUNT
PROGRESSIVE CAPITAL OUTLAY TO END OF 1996-97

Major heads of account	Expenditure Upto 1995-96	Expenditure during 1996-97 (In lakhs of rupees)	Total
(1)	(2)	(3)	(4)
A-Capital Account of General Services -			
4058-Capital Outlay on Stationery and Printing	53.85	...	53.85
4059-Capital Outlay on Public Works	19,780.49	3,738.71	23,519.20
	-----	-----	-----
Total - A - Capital Account of General Services	19,834.34	3,738.71	23,573.05
	-----	-----	-----
B-Capital Account of Social Services-			
(a) Education, Sports, Art and Culture-			
4202-Capital Outlay on Education, Sports, Art and Culture	10,502.56	1,514.54	12,017.10
	-----	-----	-----
Total-B(a)-Education, Sports, Art and Culture	10,502.56	1,514.54	12,017.10
	-----	-----	-----
(b) Health and Family Welfare-			
4210-Capital Outlay on Medical and Public Health	21,706.34	1,668.16	23,374.50
4211-Capital Outlay on Family Welfare	8,800.82	(-) 0.02 (x)	8,800.80
	-----	-----	-----
Total-B(b)-Health and Family Welfare	30,507.16	1,668.14	32,175.30
	-----	-----	-----
(c) Water Supply, Sanitation, Housing and Urban Development			
4216-Capital Outlay on Housing	23,148.76	1,960.99	25,109.75
4217-Capital Outlay on Urban Development	2,206.13	81.98	2,288.11
	-----	-----	-----
Total-B(c)-Water Supply, Sanitation, Housing and Urban Development	25,354.89	2,042.97	27,397.86
	-----	-----	-----
(d) Information and Broadcasting-			
4220-Capital Outlay on Information and Publicity	1,447.23	...	1,447.23
	-----	-----	-----
Total-B(d)-Information and Broadcasting	1,447.23	...	1,447.23
	-----	-----	-----
(e) Welfare of Scheduled Castes, Scheduled Tribes and Other Backward Classes-			
4225-Capital Outlay on Welfare of Scheduled Castes, Scheduled Tribes and other Backward Classes	8,305.71	291.94	8,597.65
	-----	-----	-----
Total-B(e)-Welfare of Scheduled Castes, Scheduled Tribes and Other Backward Classes	8,305.71	291.94	8,597.65
	-----	-----	-----
(g) Social Welfare and Nutrition-			
4235-Capital Outlay on Social Security and Welfare	2,194.24	181.50	2,375.74
	-----	-----	-----
Total-B(g)-Social Welfare and Nutrition	2,194.24	181.50	2,375.74
	-----	-----	-----
(h) Others-			
4250-Capital Outlay on Other Social Services	1,675.37	155.30	1,830.67
	-----	-----	-----
Total-B(h)-Others	1,675.37	155.30	1,830.67
	-----	-----	-----
Total-B-Capital Account of Social Services	79,987.16	5,854.39	85,841.55
	-----	-----	-----

(x) Minus figure is due to deduct receipts and recoveries on Capital Expenditure.

STATEMENT NO. 2-contd.
PROGRESSIVE CAPITAL OUTLAY TO END OF 1996-97-contd.

Major heads of account (1)	Expenditure Upto 1995-96 (2)	Expenditure during 1996-97 <i>(In lakhs of rupees)</i> (3)	Total (4)
C-Capital Account of Economic Services-			
(a) Capital Account of Agriculture and Allied Activities-			
4401-Capital Outlay on Crop Husbandry	2,220.85	5.58	2,226.43
4402-Capital Outlay on Soil and Water Conservation	65.65	65.65
4403-Capital Outlay on Animal Husbandry	3,035.63	135.83	3,171.46
4404-Capital Outlay on Dairy Development	5,975.53	435.48	6,411.01
4405-Capital Outlay on Fisheries	1,264.38	384.05	1,648.43
4406-Capital Outlay on Forestry and Wild Life	479.19	479.19
4407-Capital Outlay on Plantations	662.96	87.50	750.46
4408-Capital Outlay on Food Storage and Warehousing	4,788.86	388.30	5,177.16
4415-Capital Outlay on Agricultural Research and Education	297.90	2.21	300.11
4425-Capital Outlay on Co-operation	10,792.70	871.13	11,663.83
4435-Capital Outlay on Other Agricultural Programmes	1,077.31	3.14	1,080.45
Total-C(a)-Capital Account of Agriculture and Allied Activities	30,660.96	2,313.22	32,974.18
(b) Capital Account of Rural Development-			
4515-Capital Outlay on other Rural Development Programmes	1,074.73	56.80	1,131.53
Total-C(b)-Capital Account of Rural Development	1,074.73	56.80	1,131.53
(c) Capital Account of Special Areas Programmes-			
4551-Capital Outlay on Hill Areas	229.78	87.50	317.28
4575-Capital Outlay on other Special Areas Programmes	4,336.96	2,593.78	6,930.74
Total-C(c)-Capital Account of Special Areas Programmes	4,566.74	2,681.28	7,248.02
(d) Capital Account of Irrigation and Flood Control-			
4701-Capital Outlay on Major and Medium Irrigation	92,706.40	11,296.09	1,04,002.49
4702-Capital Outlay on Minor Irrigation	30,054.55	4,389.37	34,443.92
4705-Capital Outlay on Command Area Development	2,420.74	191.42	2,612.16
4711-Capital Outlay on Flood Control Projects	51,110.20	5,936.80	57,047.00
Total-C(d)-Capital Account of Irrigation and Flood Control	1,76,291.89	21,813.68	1,98,105.57

STATEMENT NO. 2-*contd.*
PROGRESSIVE CAPITAL OUTLAY TO END OF 1996-97 - *Concl'd.*

Major heads of account	Expenditure Upto 1995-96	Expenditure during 1996-97 <i>(In lakhs of rupees)</i>	Total
(1)	(2)	(3)	(4)
C-Capital Account of Economic Services-<i>concl'd</i>			
(e) Capital Account of Energy-			
4801-Capital Outlay on Power Projects	1,53,476.15	82,102.82	2,35,578.97
	-----	-----	-----
Total-C(e)-Capital Account of Energy-	1,53,476.15	82,102.82	2,35,578.97
	-----	-----	-----
(f) Capital Account of Industry and Minerals-			
4851-Capital Outlay on Village and Small Industries	7,301.10	239.01	7,540.11
4853-Capital Outlay on Non-ferrous Mining and Metallurgical Industries	0.91	...	0.91
4855-Capital Outlay on Fertilizer Industries	22.63	...	22.63
4856-Capital Outlay on Petro-Chemical Industries	11,905.67	11,819.00	23,724.67
4857-Capital Outlay on Chemical and Pharmaceutical Industries	292.45	...	292.45
4858-Capital Outlay on Engineering Industries	3,080.69	238.00	3,318.69
4859-Capital Outlay on Telecommunication and Electronic Industries	8,333.45	585.00	8,918.45
4860-Capital Outlay on Consumer Industries	13,402.88	-221.50	13,624.38
4875-Capital Outlay on Other Industries	556.85	2.47	559.32
4885-Capital Outlay on Industries and Minerals	17,334.01	1,514.59	18,848.60
	-----	-----	-----
Total-C(f)-Capital Account of Industry and Minerals	62,230.64	14,619.57	76,850.21
	-----	-----	-----
(g) Capital Account of Transport-			
5051-Capital Outlay on Ports and Lighthouses	0.01	...	0.01
5054-Capital Outlay on Roads and Bridges	63,910.78	10,343.23	74,254.01
5055-Capital Outlay on Road Transport	9,285.22	202.80	9,488.02
5056-Capital Outlay on Inland Water Transport	2,432.31	296.60	2,728.91
5075-Capital Outlay on Other Transport Services	6.00	...	6.00
	-----	-----	-----
Total-C(g)-Capital Account of Transport	75,634.32	10,842.63	86,476.95
	-----	-----	-----
(j) Capital Account of General Economic Services-			
5452-Capital Outlay on Tourism	673.83	30.00	703.83
5465-Investment in General Financial and Trading Institutions	790.11	421.05	1,211.16
5475-Capital Outlay on Other General Economic Services	6,037.98	17.34	6,055.32
	-----	-----	-----
Total- C (j)-Capital Account of General Economic Services	7,501.92	468.39	7,970.31
	-----	-----	-----
Total-C-Capital Account of Economic Services	5,11,437.35	1,34,898.39	6,46,335.74
	-----	-----	-----
Grand Total	6,11,258.85	1,44,491.49	7,55,750.34
	-----	-----	-----

STATEMENT NO. 2-contd

Notes:- (1) The financial results of schemes, the expenditure on which has been recorded under the major heads- "4701-Capital Outlay on Major and Medium irrigation (Commercial)" and "4711-Capital Outlay on Flood Control Projects", are given in Statement No.3.

(2) In 1996 - 97 Government invested Rs 99,253.74 lakhs in Statutory Corporation (Rs. 474.71 lakhs), Government Companies (Rs 84,736.13 lakhs), Banks (Rs 421.05 lakhs), Joint Stock Companies (Rs. 12,059.94 lakhs) and Cooperative Institutions (Rs 1,561.91 lakhs). The total investment of Government in the share capital and debentures of different concerns at the end of 1994-95, 1995-96 and 1996-97 was Rs. 1,45,436.22 lakhs, Rs. 2,26,822.69 lakhs and Rs.3,26,076.43 lakhs respectively and the dividend/interest received therefrom was Rs. 100.42 lakhs, Rs. 40.39 lakhs and Rs. 53.22 lakhs respectively. Further details are given in Statement No. 14 and Appendix I.

(3) (a) A summary of the financial results of the working of departmentally managed Government undertakings as disclosed by the latest available *proforma* accounts is given below:

Name of the undertaking/Scheme	Major head under which accounted for	Year of account	Capital employed	Profit(+) Loss(-)	Percentage of profit or loss to capital employed
1	2	3	4	5	6
1. Schemes for Public Distribution of Food grains	2408-Food and Supply	1988-89	524.22	(+)281.33	53.67
2. Durgapur Milk Supply	2404-Dairy Development	1983-84	626.70	(-)119.76	19.11
3. Burdwan Milk Supply	-Do-	1989-90	570.43	(-)135.35	23.73
4. Greater Calcutta Milk supply scheme, Calcutta and Haldia	-Do-	1987-88	17,853.48	(-)2,414.59	13.52
5. Krishnagar Milk Supply Scheme	-DO-	1989-90	476.31	(-)170.91	35.88
6. Surgical Instrument Servicing Station, Baruipur	2851-Village and Small Industries	1977-78	10.79	(-)1.98	18.35
7. Central Engineering Organisation Dasnagar, Howrah	-DO-	1973-74	37.57	(-)5.93	15.78
8. Industrial Estate, Baruipur	2851-Village and Small Industries	1990-91	65.67	(-)4.20	6.40
9. Kalyani Industrial Estate, Kalyani	-Do-	1967-68	56.06	(-)3.92	6.99
10. Directorate of Brick Production (Manual)	2852-Industries	1985-86	132.57	(-)44.50	33.57
11. Directorate of Cinchona and other Medicinals	-Do-	1982-83	1,832.12	(-)184.61	10.08
12. Mechanised Brick Factory, Palta	-Do-	1985-86	596.13	(-)71.89	12.06
13. Scheme for production of shark Liver Oil, Fishmeal etc.	2405-Fisheries	1989-90	1.27	(-)1.09	85.83

(3)(b) Arrears in preparation of *proforma* accounts in respect of other undertakings/schemes are given below :

Name of the undertaking/schemes	Major head under which accounted for	Year from which accounts are due
1	2	3
Industrial Estate, kalyani	2851-Village and Small Industries	1994-95
Industrial Estate, Baruipur	2851-Village and Small Industries	1995-96
Central Engineering Organisation, Dasnagar	2851-Village and Small Industries	1974-75
Integrated Wood Industries Centre, Kalyani and Durgapur	2851-Village and Small Industries	1965-66
Training -cum-Production Centre for Woods Industries, Siliguri	2851-Village and Small Industries	1965-66

SATEMENT NO - 2 -concl'd.

(3)(b) Arrears in preparation of proforma accounts in respect of other undertakings/schemes are given below : - Concl'd.

Name of the undertaking/schemes	Major head under which accounted for	Year from which accounts are due
1	2	3
Government Sales Emporium, Calcutta & Howrah	2851-Village and Small Industries	from 1951-52 to 1962-63 & from 1969-70 to 1980-81
Surgical Instrument Servicing Station, Baruipur	2851-Village and Small Industries	1995-96
Central Lock Factory, Bargachia	2851-Village and Small Industries	1972-73
Mechanical Toy-Making Centre, Chinsurah	2851-Village and small Industries	1972-73
Scheme for production of shark Liver Oil, Fishmeal etc.	2405-Fisheries	1994-95
Oriental Gas Company's Undertakings	2852-Industries	1960-61
Directorate of Brick Production (Manual)	2852-Industries	1987-88
Mechanised Brick Factory, Palta	2852-Industries	1987-88
Greater Calcutta Milk Supply Scheme	2404-Dairy Development	1992-93
Durgapur Milk Supply Scheme	2404-Dairy Development	1985-86
Burdwan Milk Supply Scheme	2404-Dairy Development	1993-94
Krishnagar Milk Supply Scheme	2404-Dairy Development	1993-94
Directorate of Cinchona and other Medicinal plants (Cinchona Branch)	2852-Industries	1986-87
Undertaking of the Darjeeling Rope Way Company Ltd	2852-Industries	1981-82
Kanchrapara Area Development Scheme		
(Kalyani Town-ship)	-Do-	1975-76
Sisal Plantation Scheme	-Do-	1964-65
Silk Reeling Scheme under Deputy Director of Industries(Cottage) of the Directorate of		
Handloom and Textile	.. 2851-Village and Small Industries	1956-57
Industrial Estate, Maniktola	.. 2851-Village and Small Industries	1983-84
Industrial Estate, Howrah	.. 2851-Village and Small Industries	1995-96
Industrial Estate, Saktigarh	.. 2851-Village and Small Industries	1983-84
Consolidated Proforma Accounts of Hats/Bazars under the management of Government	.. 2851-Village and Small Industries	1982-83
Scheme for public distribution of food grains	.. 2408-Food and Supply	1991-92

STATEMENT NO. - 3 FINANCIAL

Name of Project	Capital Outlay during the year		
	Direct	Indirect	Total
1	2	3	4
<i>(Figures in lakhs)</i>			
I. Medium Irrigation(Commercial) -			
Midnapore Canal			
Damodar Canal			
II. Medium Irrigation(Non-Commercial)-			
Hijli Tidal Canals			
Eastern Canals			
III. Drainage -			
Sonarpur-Arapanch Drainage Scheme			
Bagiola-Ghuni-Jatragachi Drainage Scheme			
V. Major Irrigation (Commercial)-			
Mayurakshi Reservoir Project	1,09.64	...	1,09.64
Kangsabati Reservoir-Project	11,83.57	...	11,83.57
Damodar Valley Project	8,83.84	...	8,83.84
Grand Total	21,77.05	...	21,77.05

RESULTS OF IRRIGATION WORKS

Capital Outlay to the end of the year			Revenue Receipts during the year		
Direct	Indirect	Total	Direct revenue (Public Works Receipt)	Indirect	Total
5	6	7	8	9	10
83.07	1.85	84.92	12.24	...	12.24
128.19	1.61	129.80
25.51	0.64	26.14
21.82	0.39	22.21
159.75	1.43	161.18
101.76	0.87	102.63
32,02.38	29.57	32,31.96	45.03	...	45.03
1,85,43.42	1,65.10	1,87,08.52	16.50	...	16.50
1,60,23.33	1,44.68	1,61,68.01	88.20	...	88.20
<u>3,82,89.23</u>	<u>3,46.14</u>	<u>3,86,35.37</u>	<u>1,61.97</u>	<u>...</u>	<u>1,61.97</u>

of rupees)

Name of Project	Revenue forgone or remission of revenue during the year	Total revenue during the year (Columns 10 & 11)	Working Expenses and maintenance charges during the year		
			Direct	Indirect	Total
1	11	12	13	14	15
<i>(Figures in lakhs)</i>					
I. Medium Irrigation(Commercial) -					
Midnapore Canal	...	12.24	120.36	1.20	121.56
Damodar Canal	169.45	1.69	171.15
II. Medium Irrigation(Non-Commercial)-					
Hijli Tidal Canals
Eastern Canals	99.54	1.00	100.54
III. Drainage -					
Sonarpur-Arapanch Drainage Scheme	34.62	0.35	34.97
Bagjola-Ghuni-Jatragachi Drainage Scheme	7.94	0.08	8.01
IV. Major Irrigation (Commercial)-					
Mayurakshi Reservoir Project	...	45.03	1,332.46	13.32	1,345.78
Kangsabati Reservoir Project	...	16.50	641.49	6.41	647.90
Damodar Valley Project	...	88.20	1,565.07	15.65	1,580.72
	...	161.97	3,970.93	39.70	4,010.63

No. 3 - Contd.

Net revenue excluding interest		Interest on direct capital outlay	Net profit or loss after meeting interest	
Surplus of revenue (col. 12) over expenditure (Col. 15) (+) or excess of expenditure (Col. 15) over revenue (Column 12) (-)	Rate percent on Capital Outlay to the end of the year		Surplus of revenue over expenditure (+) or excess of expenditure over revenue (-)	Rate percent to Capital Outlay to the end of the year
16	17	18	19	20
<i>of rupees)</i>				
(-) 109.32	(-) 128.74	4.98	(-) 114.30	(-) 134.60
(-) 171.15	(-) 131.85	7.69	(-) 178.84	(-) 137.78
...	...	1.53	(-) 1.53	(-) 5.85
(-) 100.54	(-) 452.62	3.13	(-) 103.67	(-) 466.70
(-) 34.97	(-) 21.70	9.59	(-) 44.56	(-) 27.64
(-) 8.02	(-) 7.81	6.11	(-) 14.13	(-) 13.75
(-) 1,300.75	(-) 40.25	188.85	(-) 1,489.60	(-) 46.08
(-) 631.40	(-) 3.37	1,077.10	(-) 1,708.50	(-) 9.13
(-) 1,492.52	(-) 9.23	934.88	(-) 2,427.40	(-) 15.01
<u>(-) 3,848.67</u>	<u>(-) 9.96</u>	<u>2,233.86</u>	<u>(-) 6,082.53</u>	<u>(-) 15.74</u>

STATEMENT NO. 3-concl'd.

Explanatory Notes :

1. *Productive and unproductive works* : Works in the Irrigation Department are classified as productive or unproductive according as the net revenue (gross revenue less working expenses), derived from each work on the expiry of ten years from the date of closure of the construction estimates covers or does not cover the prescribed annual interest charges on capital invested.

The rate of interest prescribed for different years was as follows :

Projects sanctioned before 1st April 1919 - 4 percent.

Projects sanctioned between 1st April 1919 and 1st August 1921 - 5 percent.

Projects sanctioned between 2nd August 1921 and 31st March 1941 - 6 percent.

Projects sanctioned between 1st April 1941 and 31st March 1956 - 4 percent.

Projects sanctioned between 1st April, 1956 and 31st March, 1959 - 4½ percent.

Projects sanctioned between 1st April, 1959 and 31st March, 1963 - 4.25 percent.

Projects sanctioned between 1st April, 1963 and 31st March, 1964 - 4½ percent.

Projects sanctioned between 1st April, 1964 and 31st March, 1965 - 5 percent.

Projects sanctioned between 1st April, 1965 and 31st March, 1966 - 5½ percent.

Projects sanctioned between 1st April, 1966 and 31st March, 1967 - 5 percent.

Projects sanctioned between 1st April, 1967 and 31st March, 1973 - 5½ percent.

Projects sanctioned between 1st April, 1973 and 31st March, 1974 - 6¼ percent.

Projects sanctioned between 1st April, 1974 and 31st March, 1979 - 6.75 percent.

Projects sanctioned between 1st April, 1979 and 31st March, 1993 - 6 percent.

Projects sanctioned between 1st April, 1993 and 31st March, 1994 - 6 percent.

Projects sanctioned between 1st April, 1994 and 31st March, 1995 - 6 percent.

Projects sanctioned between 1st April, 1995 and 31st March, 1996 - 6 percent.

Projects sanctioned between 1st April, 1996 and 31st March, 1997 - Not available from the Government.

The productivity test involves certain *proforma* adjustments which do not appear in Government accounts. If a work classed as productive fails to yield the prescribed return for three successive years it is transferred to the unproductive class. Similarly, if a work classed as unproductive succeeds in yielding for three successive years the prescribed return, it is transferred to the productive class.

There was no productive work in the State at the end of 1996-97.

2. The revenue realised from the nine schemes during 1996 - 97 (shown in this statement) was Rs. 1.61 crores (0.41 percent of the capital outlay of Rs. 386.35 crores).

The revenue receipts of none of these schemes were sufficient to cover even the direct working expenses. After meeting the working expenses and interest charges the nine schemes suffered a net loss of Rs. 60.82 crores (15.74 percent of the Capital Outlay). The loss under Damodar Valley Project (Rs. 24.27 crores), Kangsabati Reservoir Project (Rs. 17.08 crores) and Mayurakshi Reservoir Project (Rs. 14.89 crores) was substantial.

STATEMENT NO. 4- DEBT POSITION

(i) Statement of Borrowings

Nature of Borrowings	Balance on 1st April, 1996	Receipts during the year	Repayments during the year.	Balance on 31st March 1997	Increase(+) Decrease(-) during the year.
<i>(In crores of rupees)</i>					
E - Public Debt					
I- Internal Debt of the State Government	2,978.77	4,203.48	3,701.78	3,480.47	(+) 501.70
II- Loans and Advances from the Central Government	11,417.34	2,489.13	408.37	13,498.10	(+) 2,080.76
Total - Public Debt	14,396.11	6,692.61	4,110.15	16,978.57	(+) 2,582.46
III- Small Savings, Provident Funds, etc.--					
State Provident Funds	1,125.12	334.28	210.76	1,248.65	(+) 123.52
Insurance and Pension Funds	67.67	12.47	9.58	70.55	(+) 2.89
Total - Small Savings, Provident Funds, etc.	1,192.79	346.75	220.34	1,319.20	(+) 126.41
Grand Total	15,588.90	7,039.36	4,330.49	18,297.77	(+) 2,708.87

A detailed account of debt position of the State Government is given in Statement No. 17.

No Law under Article 293 of the Constitution has been passed by the State Legislature laying down the limits within which Government may borrow on the security of the Consolidated Fund of the State.

The debt liability of the Government increased by Rs. 2,708.87 crores during the year.

Explanatory Notes -

I. Internal Debt of the State Government :

Market Loans bearing interest : These are long-term loans (which have a currency of more than 12 months) raised in the open market to finance various projects, etc. During the year loans of Rs.447.42 lakhs and Rs.44.75 lakhs bearing 13.85 & 13.75 per cent respectively interest were raised. The loan is redeemable in May,2006 and January, 2007 respectively.

Arrangements for amortisation : The following arrangements have been made for amortisation of loans raised in the open market up to the year 1974-75 (these are in accordance with the announcements made at the time of floating the loans). The Government have not made any amortisation arrangement for repayment of market loans raised thereafter.

(a) *Sinking Fund* : The balance in the fund at the commencement and end of 1996-97 are given below :

	Balance on 1st April, 1996	Addition during the year	Withdrawal during the year	Balance on 31st March, 1997.
<i>(In crores of rupees)</i>				
Sinking Fund	0.09			0.09

The investment in the Funds on 1st April, 1996 was Rs. 0.10 crores. At the end of the accounting year 1996-97 investment in securities of Government of India, other States and other autonomous bodies comes to Rs. 0.10 crore.

2. Ways and means advances from the Reserve Bank of India : Under an agreement with the Reserve Bank of India, the State Government has to maintain with the Bank daily a minimum balance of Rs. 1 crore. If the balance falls below the agreed minimum on any day, the deficiency is made good by taking ways and means advance / overdraft from the Bank.

At the end of 1995-96 there was a balance of Rs.63.21 crores outstanding in respect of Ways and Means Advances. During the year, Ways and Means Advances for Rs.2,277.15 crores was taken from the bank, which was repaid in full along with an interest of Rs. 12.18 crores. Further there were also cases of availing of overdraft for Rs.1,327.19 crores and shortfall for Rs.16.11 crores during the year which were repaid in full along with interest (Rs. 1.64 crore). On 31st March,1997, there was no outstanding in respect of Ways and Means Advances as well as in respect of shortfall and overdraft.

3. Loans from other institutions : These represent borrowings from autonomous bodies like the Central Warehousing Corporation, the State Trading Corporation, the Calcutta Metropolitan Development Authority, the Indian Dairy Corporation, the Khadi and Village Industries Commission, the Rural Electrification Corporation, the Housing and Urban Development Corporation, Indian Oilseeds Commission and National Insurance Corporation of India. The full particulars of outstanding loans are given in Annexure to Statement No. 17. Government have not made any amortisation arrangement for repayment of loans taken from autonomous bodies.

STATEMENT NO. 4 - *contd.*(i) Statement of Borrowings. - *concl.*Explanatory Notes - *concl.*

II. Loans and advances from the Central Government :

Details of loans from Government of India are given in Statement No. 17.

During 1996-97 loans to the extent of Rs.2,489.13 crores were received by the State Government from the Government of India and Rs.408.37 crores were paid towards repayment of loans along with interest of Rs.1,367.45 crores. No repayment has become overdue against loans taken from gov't. of India during 1996-97.

Government of West Bengal have not considered any amortisation arrangement necessary for repayment of loans obtained from the Government of India.

(ii) Other Obligations

In addition to the above, the balance at the credit of earmarked and other funds as also certain deposits, to the extent to which they have not been invested but are merged with the general cash balance of the Government, also constitute the liability of State Government. Such liability at the end of 1996-97 was Rs. 2,838.90 crores as given below (further details are given in Statement No. 16 and 19)

Nature of Obligations	Balance on 1st April, 1996	Receipts during the year	Repayments during the year.	Balance on 31st March, 1997	Increase(+) Decrease(-) during the year
<i>(In crores of rupees)</i>					
Interest bearing obligations such as depreciation reserve fund of commercial undertakings, etc.	963.61	1,003.65	833.72	1,133.54	(+) 169.93
Non-interest bearing obligations, such as deposits of local funds, civil deposits and other earmarked funds, etc.	1,200.90	3,598.59	3,094.13	1,705.36	(+) 504.46
Total	2,164.51	4,602.24	3,927.85	2,838.90	(+) 674.39

(iii) Service of Debt

(a) **Interest on debt and other obligations** : The outstanding gross debt and other obligations and the interest charges met from revenue during 1995-96 and 1996-97 are shown below :

	1995-96	1996-97	Increase (+) Decrease (-) during the year
<i>(In crores of rupees)</i>			
Gross debt and other obligations outstanding at the end of the year	17,753.41	21,136.60	(+) 3,383.19
(i) Interest paid by the Government-			
(a) On public debt and provident funds	1,565.22	1,887.72	(+) 322.50
(b) On other obligations	50.95	52.60	(+) 1.65
Total(i)	1,616.17	1,940.32	(+) 324.15

STATEMENT NO. 4 - *concl'd.*(iii) Service of debt - *concl'd.*(a) Interest on debt and other obligations - *concl'd.*

	1995-96	1996-97	Increase (+) Decrease (-) during the year
	(In crores of rupees)		
(ii) Deduct -			
(a) Interest received on loans and advances given by Government	6.13	65.81	(+) 59.68
(b) Interest realised on Investment of cash balances	9.51	9.11	(-) 0.40
(iii) Net amount of interest charges	1,600.53	1,865.40	(+) 264.87
Percentage of gross interest "Item (i)" to total revenue receipts	21.91	23.58	(+) 1.67
Percentage of net interest "Item (iii)" to total revenue receipts	21.70	22.67	(+) 0.97

There were, in addition, certain other receipts and adjustments (Rs. 37.83 crores) such as interest received from Commercial Departments, etc. If these are also taken into account, the net burden of interest (actually paid) on revenue will be Rs. 1,827.57 crores i.e. 22.21 percent of the revenue receipt.

Government also received during the year Rs.0.53 crore as dividend from investment in commercial undertakings, etc.

Note : Payment of interest due to Government was withheld by the Damodar Valley Corporation pending adjustment against the dues from Government on account of Water rates and deficits on irrigation, power and flood control. Interest due to Govt. at the close of the year 1994-95 was Rs.136.95 Crores and no information was received thereafter.

STATEMENT NO. 5 - LOANS AND ADVANCES BY STATE GOVERNMENT

(i) Statement of Loans and Advances

Class of loans and advances	Balance on	Paid	Repaid	Balance on	Net Addition
	1st April, 1996	during the year	during the year	31st March, 1997	during the year
(In Crores of rupees)					
1. Loans for Social Services-					
(a) Education, Sports, Art and Culture	11.13	...	(x)	11.13	...
(b) Health and Family Welfare	0.04	0.04	...
(c) Water Supply, Sanitation, Housing and Urban Development	376.15	65.05	0.65	440.55	64.40
(d) Information and Broadcasting	9.77	0.48	...	10.25	0.48
(e) Welfare of Scheduled Castes, Scheduled Tribes and Other Backward Classes	2.32	2.32	...
(g) Social Welfare and Nutrition	4.22	0.03	0.01	4.24	0.02
(h) Others	15.77	0.11	0.26	15.62	(-) 0.15
2. Loans for Economic Services-					
(a) Agriculture and Allied Activities	272.72	9.39	1.20	280.91	8.19
(b) Rural Development	6.34	...	0.01	6.33	(-) 0.01
(c) Special Areas Programme	10.46	2.30	...	12.76	2.30
(d) Irrigation and Flood Control	0.95	...	0.01	0.94	(-) 0.01
(e) Energy	1447.69	530.30	954.96	1023.03	(-) 424.66
(f) Industry and Minerals	898.31	115.38	0.29	1,013.40	115.09
(g) Transport	803.30	36.90	...	840.20	36.90
(i) Science, Technology and Environment	0.01	0.01	...
(j) General Economic Services	13.24	1.55	...	14.79	1.55
3. Loans to Government Servants	151.04	36.64	24.02	163.66	12.62
4. Loans for Miscellaneous Purposes	0.58	0.58	...
Total	4,024.04	798.13	981.41	3,840.76	(-) 183.28

A detailed account of the transactions and balance of each class of loan is given in Statement No.18

(X) Actual payments /repayments are below one lakh.

(ii) Repayment of Loans by Statutory bodies, etc.

Detailed accounts of loans to Municipalities and Municipal Corporations, Panchayati Raj Institutions, Universities, Statutory Bodies, Government Companies and certain Joint Stock Companies are maintained by the Accounts Office.

The terms and conditions of repayment of Rs. 1,37,437.02 Lakhs in respect of loans paid to Statutory Corporations, etc., have not been settled and no repayment has, therefore, been made. Details of those loans are given below :

Class of Loans and advances and names of borrowers	Terms and conditions not settled		Earliest year from which settlement is awaited
	Number of loans	Amount (In lakhs of rupees)	
Social Services - Health and Family Welfare- Asansol Mines Board of Health	1	3.00	1972-73
Water Supply and Sanitation - Calcutta Corporation	1	2.67	1969-70
Calcutta Improvement Trust	8	47.53	1966-67
Howrah Improvement Trust	12	113.43	1975-76

Statement no.5 - *Contd.*
(ii) Repayment of Loans by Statutory bodies, etc.- *Contd.*

Class of Loans and advances and names of borrowers	Terms and conditions not settled		Earliest year from which settlement is awaited
	Number of loans	Amount (In lakhs of rupees)	
<i>Social Services - conclud.</i>			
<i>Housing-</i>			
West Bengal Housing Board	3	204.00	1978-79
<i>Information and Publicity-</i>			
West Bengal Film Development Corporation Ltd.	5	80.00	1986-87
<i>Other Social Services-</i>			
West Bengal State Electricity Board	2	8.82	1973-74
West Bengal Agro-Industries Corporation Ltd.	4	39.12	1973-74
West Bengal Small Industries Corporation Ltd.	30	686.51	1971-72
West Bengal Electronic Industries Development Corporation Ltd.	1	40.00	1977-78
Total - Social Services	67	1,225.08	
<i>Economic Services-</i>			
<i>Agriculture and Allied Activities-</i>			
<i>Crop Husbandry-</i>			
West Bengal Agro-Industries Corporation Ltd.	6	189.00	1983-84
<i>Dairy Development-</i>			
West Bengal Dairy and Poultry Development Corporation Ltd.	2	5.59	1975-76
<i>Fisheries-</i>			
State Fisheries Development Corporation Ltd.	3	74.00	1977-78
<i>Rural Development-</i>			
Panchayati Raj Institutions	106	204.81	1968-69
<i>Plantation-</i>			
West Bengal Tea Development Corporation Joint Stock Companies	43	644.62	1985-86
	2	35.00	1970-71
<i>Industry and Minerals-</i>			
<i>Village and Small Industries-</i>			
West Bengal Small Industries Corporation Ltd.	2	13.00	1974-75
West Bengal Ceramic Development Corporation Ltd.	15	109.46	1986-87
West Bengal Handloom and Powerloom Development Corporation	4	65.70	1978-79
West Bengal Handicraft Development Corporation	1	6.90	1977-78
<i>Transport Equipment Industries-</i>			
Light Engineering Co. Joint Stock Companies	19	25.93	1973-74
	38	273.17	1977-78
<i>Chemicals and Pesticide Industries-</i>			
Durgapore Chemicals Ltd. Joint Stock Companies	4	80.00	1989-90
	7	40.95	1979-80
Sunderban Sugarbeet Processing Co. Ltd.	18	30.72	1991-92
<i>Fertiliser Industries-</i>			
West Bengal Ceramic Development Corporation Ltd.	1	2.17	1979-80
West Bengal Industrial Development Corporation Ltd.	5	7.60	1980-81
West Bengal Pharmaceutical and Phytochemicals Development Corporation	11	29.35	1990-91

STATEMENT NO - 5 - contd.

(ii) Repayment of Loans by Statutory bodies, etc.-Concl'd.

Class of Loans and advances and names of borrowers	Terms and conditions not settled		Earliest year from which settlement is awaited
	Number of loans	Amount (In lakhs of rupees)	
Economic- Services- contd.			
Industry and Minerals- contd.			
Consumer Industries-			
Durgapur Project Ltd.	3	1,050.00	1994-95
Kalyani Spinning Mills Ltd.	226	8,396.86	1989-90
National Textile Corporation Ltd.	5	169.70	1975-76
West Bengal Agro-Textile Corporation Ltd.	2	52.30	1988-89
West Bengal Sugar Industries Development Corporation Ltd.	47	1167.81	1975-76
West Bengal State Leather Industries Development Corporation Ltd.	12	162.53	1976-77
Banga Laxmi Cotton Mills Ltd.	4	56.67	1977-78
Mayurakshi Cotton Mills Ltd.	8	68.59	1987-88
Greater Calcutta Gas Supply Corporation Ltd.	6	278.20	1988-89
West Bengal Ceramic Development Corporation Ltd.	8	39.12	1982-83
West Bengal Industrial Development Corporation Ltd.	5	334.00	1988-89
West Dinajpur Spinning Mill Ltd.	5	96.45	1992-93
Teesta Fruits Ltd.	9	19.96	1992-93
National Tanary Co. Ltd.	5	65.00	1992-93
Joint Stock Companies	22	148.89	1981-82
Titagarh Paper Mills Ltd.	7	595.00	1991-92
Lily Biscuit Co. Pvt. Ltd.	1	100.00	1990-91
West Bengal Power Development Corporation	1	48.64	1995-96
Industrial Financial Institutions-			
West Bengal Industrial Development Corporation Ltd.	46	6,185.14	1976-77
West Bengal Financial Corporation	1	10.00	1966-67
West Bengal Industrial Infrastructure Development Corporation	23	1273.65	1988-89
West Bengal Development Corporation Ltd.	31	402.07	1956-57
Energy-			
Power Projects-			
Thermal Power Generation-			
Durgapur Project Ltd.	1	6,300.00	1994-95
West Bengal State Electricity Board	48	64,284.75	1990-91
West Bengal Power Development Corporation Ltd.	13	14,597.05	1988-89
Transport-			
Other Transport Services			
Calcutta Improvement Trust	2	1.00	1968-69
Howrah Improvement Trust	3	52.82	1965-66
Road Transport Services-			
Calcutta State Transport Corporation	134	10,696.59	1969-70
North Bengal State Transport Corporation	117	5,135.15	1980-81
South Bengal State Transport Corporation	207	2,870.13	1973-74
Calcutta Metropolitan Development Authority	47	888.97	1982-83
Calcutta Tramways Company Ltd.	72	8,624.50	1983-84
Tourism-			
Great Eastern Hotel Ltd.	9	56.25	1975-76
W.B. Tourism Development Corporation	1	55.00	1993-94
Trading Institutions-			
West Bengal Mineral Development Corporation	4	91.18	1989-90
Total - Loans for Economic services	1422	1,36,211.94	
Grand Total	1489	1,37,437.02	

STATEMENT NO - 5 - contd.

(iii) Recoveries in Arrears on account of Loans paid to Statutory bodies, etc.

Recovery of Rs. 818.35 crores (principal Rs. 412.67 crores and interest Rs. 405.68 crores) was overdue against these loans at the end of 1996-97 as given below

Class of Loans and advances and names of borrowers	Balance for which terms and condi- tions have been set- tled	Number of loans	Amount overdue			Earliest year to which the arrears relate
			Principal	Interest	Total	
<i>(In lakhs of rupees)</i>						
Loans for Social Services-						
Education, Sports, Art and Culture-						
Calcutta University	1.24	6	1.24	0.15	1.39	1967-68
Water Supply and Sanitation-						
Municipalities	176.08	20	50.82	37.74	88.56	1984-85
Calcutta Corporation	59.13	6	41.04	14.55	55.59	1975-76
Haldia Development Authority	1,847.78	18	926.23	785.50	1711.73	1986-87
Housing-						
Panchayati Raj Institutions	285.31	(c)	(c)	(c)	(c)	(c)
Calcutta Improvement Trust	35.22	25	28.22	14.37	42.59	1970-71
Howrah Improvement Trust	4.64	5	4.61	2.11	6.72	1966-67
West Bengal Housing Board	85.39	5	35.39	13.47	48.86	1977-78
Urban Development-						
Municipalities	2,707.48	394	687.95	790.75	1478.70	1982-83
Calcutta Improvement Trust	1,063.47	34	322.45	344.64	667.09	1988-89
Howrah Improvement Trust	407.55	31	90.63	220.60	311.23	1981-82
West Bengal Housing Board	7.50	1	4.50	4.76	9.26	1979-80
Calcutta Metropolitan Development Authority	24,171.15	109	4410.98	7300.39	11,711.37	1984-85
West Bengal Industrial Infra- structure Development Corporation	182.18	5	148.18	50.26	198.44	1990-91
Haldia Development Authority	3,707.54	88	924.10	1527.03	2451.13	1986-87
Jalpaiguri-Siliguri Develop- ment Authority	3,091.10	48	296.30	543.47	839.77	1986-87
Asansol-Durgapur Development Authority	2,144.60	54	822.47	880.36	1702.83	1986-87
Sriniketan Santiniketan Dev. Authority	406.35	7		110.54	110.54	1995-96
Information and Publicity -						
West Bengal Film Development Corporation Ltd.	894.00	38	40.17	419.80	459.97	1987-88
Social Welfare and Nutrition -						
Panchayati Raj Institutions	0.43	(c)	(c)	(c)	(c)	(c)
Total - Loans for Social Services	41,278.14	888	8835.28	13,060.49	21,895.77	

(C) Please see 'Note' at the end of this statement.

STATEMENT NO - 5 - contd.

(iii) Recoveries in Arrears on account of Loans paid to Statutory bodies, etc. - Contd.

Class of Loans and advances and names of borrowers	Balance for which terms and condi tions have been set- tled	Number of loans	Amount overdue			Earliest year to which the arrears relate
			Principal	Interest	Total	
<i>(In lakhs of rupees)</i>						
Loans for Economic Services-						
Agriculture and Allied Activities-						
Crop Husbandry-						
West Bengal Agro-Industries Corporation Ltd.	1628.84	29	1628.84	91.34	1720.18	1975-76
West Bengal State Seed Corporation Ltd.	3150.00	28	3150.00	174.57	3324.57	1984-85
Dairy Development-						
West Bengal Dairy and Poultry Development Corporation Ltd.	37.37	6	25.00	40.11	65.11	1975-76
Fisheries-						
State Fisheries Development						
Corporation Ltd	129.47	2	98.40	58.87	157.27	1984-85
Plantation-						
West Bengal Tea Development Corporation Ltd.	976.69	81	251.82	265.08	516.90	1982-83
Rural Development-						
Panchayati Raj Institutions	3.03	100	3.03	1.01	4.04	1976-77
Zilla Parishad (Housing)	79.91	(c)	(c)	(c)	(c)	(c)
Hill Areas-						
West Bengal Tea Development Corporation Ltd.	1132.18	53	24.23	339.54	363.77	1988-89
Industry and Minerals -						
Electronic Industries-						
West Bengal Electronic Industries Development Corporation Ltd.	650.00	8	...	167.78	167.78	1992-93
Village and Small Industries-						
West Bengal Small Industries Corporation Ltd.	1101.02	13	1101.02	68.39	1169.41	1973-74
West Bengal Handloom and Powerloom Development Corporation	51.25	6	43.76	22.11	65.87	1986-87
West Bengal Khadi and Village Industries Board	16.75	2	15.00	2.73	17.73	1984-85
West Bengal Ceramic Development Corporation Ltd.	788.02	79	70.40	271.10	341.50	1986-87
West Bengal Handicraft Development Corporation	5.00	(b)	(b)	(b)	(b)	(b)
Transport Equipment Industries-						
Westinghouse Saxby Farmer Ltd.	10,776.83	266	3258.80	2352.49	5611.29	1970-71
Light Engineering Company	1172.64	170	229.16	504.03	733.19	1983-84
Various Joint Stock Companies	1,2382.26	621	2114.03	3436.69	5550.72	1975-76
Other Engineering Industries-						
Electro-Medical and Allied Industries Ltd.	481.00	45	67.50	117.96	185.46	1980.81
West Bengal Financial Corporation	15.00	2	15.00	10.27	25.27	1984-85
Carter Poolar Engineering Co. Ltd.	853.39	108	39.56	279.12	318.68	1989-90
West Bengal Industrial Development Corporation Ltd.	3.00	1	3.00	0.41	3.41	1984-85
Indian Hard Metal Ltd.	13.65	1	1.24	0.92	2.16	1995-96
Krobs and Cie India Ltd.	16.89	1	2.11	4.56	6.67	1995-96
Durgapur Malleable Ltd.	13.04	1	2.17	3.52	5.69	1995-96

STATEMENT NO. 5 -contd.

(iii) Recoveries in Arrears on account of Loans paid to Statutory bodies, etc.-contd.

Class of Loans and advances and names of borrowers	Balance for which terms and condi tions have been settled	Number of loans	Amount overdue			Earliest year to which the arrears relate
			Principal	Interest	Total	
<i>(In lakhs of rupees)</i>						
Loans for Economic Services -contd.						
Electrical Manufacturing Co. Ltd.	184.09	1	...	24.85	24.85	1995-96
Bharat Brakes and Valves Ltd.	525.18	1	...	70.90	70.90	1995-96
Das Reprographic Ltd.	8.29	1	3.45	...	3.45	1995-96
Neepha Steel Ltd.	52.00	1	52.00	12.28	64.28	1995-96
ACC Babcock Ltd.	281.60	3	281.60	80.45	362.05	1995-96
Chemicals and Pesticide Industries -						
Durgapur Chemicals Ltd.	9,722.11	241	4,785.82	4,427.41	9,213.23	1965-66
Sunderban Sugar-beet Processing Co.Ltd.	83.68	44	9.70	23.62	33.32	1989-90
Drugs and Pharmaceuticals -						
West Bengal Pharmaceutical & Photo- chemicals Development Corporation Ltd.	146.58	46	20.85	37.57	58.42	1985-86
Joint Stock Companies	2,838.30	298	530.57	998.17	1,528.74	1975-76
Consumer Industries -						
West Bengal Agro-Textile Corporation Ltd.	4,027.04	234	749.86	1,751.19	2,501.05	1983-84
West Bengal Sugar Industries Development Corporation Ltd.	1,133.10	48	334.27	333.89	668.16	1977-78
West Bengal Ceramic Development Corporation Ltd.	216.55	50	173.05	146.46	319.51	1982-83
Greater Calcutta Gas Supply Corporation Ltd.	3,508.30	66	49.08	561.54	610.62	1989-90
West Dinajpur Spinning Mills Ltd.	1,094.43	53	53.35	353.40	406.75	1989-90
New Central Jute Mills Co. Ltd.	2,259.90	10	235.64	109.28	344.92	1989-90
West Bengal State Leather Industries Development Corporation Ltd.						
	5.00	1	5.00	2.54	7.54	1987-88
Kinnison Jute Mills	281.85	11	228.62	345.39	574.01	1983-84
Durgapur Project Ltd.	2,081.75	20	1,136.67	513.28	1,649.95	1970-71
West Bengal Industrial Development Corporation Ltd.						
	2,599.00	86	772.70	163.34	936.04	1982-83
Joint Stock Company	5,890.16	654	1,244.45	2,325.90	3,570.35	1976-77
Teesta Fruit & Vegetable Processing Co. Ltd.	156.03	72	10.13	56.34	66.47	1989-90
Mayurakshi Cotton Mills Ltd.	171.12	15	8.73	31.58	40.31	1992-93
Prabartak Jute Mills Ltd.	57.81	1	19.27	15.75	35.02	1992-93
India Jute Mills and Industries Ltd.	34.34	1	13.51	10.95	24.46	1992-93
Small Tools Manufacturing Co. Ltd.	100.97	1	40.39	32.71	73.10	1992-93
National Tannery (Alcond Employees Industries Ltd.)						
	5.00	1	2.00	2.34	4.34	1991-92
Supreme Paper Mills Ltd.	204.54	2	3.57	53.02	56.59	1989-90
East End Paper Mills Ltd.	210.60	1	...	56.86	56.86	1994-95
Gulmohar Paper Mills Ltd.	165.54	2	...	28.43	28.43	1994-95
Universal Paper Mills Ltd.	188.57	1	...	38.19	38.19	1994-95
Fort William Co. Ltd.	136.90	1	45.63	45.90	91.53	1995-96
Gramophone Co. Ltd.	41.41	1	...	9.75	9.75	1995-96
M/s Reyrolle Burn Ltd.	46.00	1	...	12.42	12.42	1995-96
Naihati Jute Mills Co. Ltd.	285.18	1	...	5.13	5.13	1995-96
Howrah Mills Co. Ltd.	257.00	1	...	4.63	4.63	1995-96
Ganga Manufacturing Jute Mills Co. Ltd.	472.69	1	...	4.61	4.61	1995-96
Gourisankar Jute Mills Ltd.	319.49	2	...	9.65	9.65	1995-96

STATEMENT NO. 5 -Concl'd.

(iii) Recoveries in Arrears on account of Loans paid to Statutory bodies, etc. - *concl'd.*

Class of Loans and advances and names of borrowers	Balance for which terms and condi tions have been set- tled	Number of loans	Amount overdue			Earliest year to which the arrears relate
			Principal	Interest	Total	
<i>(In lakhs of rupees)</i>						
Loans for Economic Services - <i>Concl'd</i>						
Other Industries -						
Nafar Chandra Jute Mills	68.00	1	...	8.16	8.16	1995-96
Calcutta Chemical Co. Ltd.	151.32	1	...	20.43	20.43	1995-96
Asiatic Oxyzen Ltd.	29.00	1	...	3.92	3.92	1995-96
Indian paper pulps Ltd.	2,061.15	72	...	196.42	196.42	1996-97
Khaitan Agro. Complex Ltd.	105.00	2	...	31.50	31.50	1996-97
Basumati Corporation Ltd.	1,633.31	177	276.79	615.77	892.56	1983-84
Industrial Financial Institutions -						
West Bengal Industrial Development Corporation Ltd.						
Corporation Ltd.	2,301.02	8	129.39	124.14	253.53	1989-90
Joint Stock Companies	103.60	18	106.60	91.83	198.43	1973-74
West Bengal Financial Corporation	82.64	5	...	246.48	246.48	1990-91
West Bengal Industrial Infrastructure Development Corporation						
Development Corporation	931.50	29	504.07	64.13	568.20	1980-81
Energy -						
Power Project -						
Thermal Power Generation -						
Calcutta Electric Supply Corporation Ltd.	3,685.00	3	325.00	215.25	540.25	1996-97
West Bengal State Electricity Board	10,703.00	2	...	40.56	40.56	1992-93
Durgapur Projects Ltd.	1,638.14	8	1,280.31	398.39	1,678.70	1985-86
Transmission and Distribution -						
West Bengal State Electricity Board	1,103.00	9	123.21	195.38	318.59	1992-93
Other Transport E.B. Steamer Scheme	23.71	1	23.71	10.82	34.53	1984-85
Transport -						
Indo Waterways Transport	2.00	1	0.72	1.35	2.07	1988-89
Other Transport Services -						
Howrah Improvement Trust	39.44	3	29.87	48.36	78.23	1969-70
Hooghly River Bridge Commissioners	38,714.58	(b)	(b)	(b)	(b)	(b)
Road Transport Services -						
Calcutta State Transport Corporation	7,429.05	47	4,312.59	2,073.15	6,385.74	1980-81
Calcutta Tramways Company (1978) Ltd.	3,894.92	44	2,019.05	1,095.48	3,114.53	1987-88
South Bengal State Transport Corporation	2,342.97	20	...	344.70	344.70	1994-95
North Bengal State Transport Corporation	2,957.75	19	...	404.86	404.86	1994-95
West Bengal Surface Transport Corporation	1.57	1	...	0.19	0.19	1996-97
Trading Institutions -						
West Bengal Mineral Development Corporation Ltd.						
Corporation Ltd.	1,276.14	71	345.92	364.24	710.16	1984-85
Total - Loans for Economic Services	156,547.14	4140	32,431.21	27,507.83	59,939.04	
Grand Total	197,825.28	5028	41,266.49	40,568.32	81,834.81	

(b) No repayment has become due in this case.

Note: In the case of Loans, detailed accounts of which are maintained by departmental Officers, the information about recoveries in arrears has not been received.

STATEMENT NO. - 6 - GUARANTEES GIVEN BY GOVERNMENT FOR REPAYMENT OF
LOANS, ETC., RAISED BY STATUTORY CORPORATIONS,
LOCAL BODIES AND OTHER INSTITUTIONS

Name of the Public or other body for which guarantee has been given and brief nature of the guarantee	Maximum amount guaranteed (Principal only)	Sums guaranteed outstanding on the 31st. March, 1997	
		Principal	Interest
		(In lakhs of rupees)	
Loans, debentures, bonds, etc. raised by -			
1. Statutory Corporations and Boards	3,54,714.00	1,89,238.12	(Y)
2. Government Companies	35,057.76	27,681.15	(Y)
3. Cooperative Banks and Societies	50,947.33	20,947.87	(Y)
4. Other Institutions	836.43	126.35	(Y)
Total	4,41,555.52	2,37,993.49	(Y)

No law under Article 293(1) of the Constitution has been passed by the State Legislature laying down the limits within which the Government may give guarantee on the security of the Consolidated Fund of the State.

(1)	Statutory Corporation and Boards (15)*			
	(i) Guarantee for repayment of loans raised by issue of bonds/debentures and payment of interest thereon	53,938.55	54,561.38	(Y)
	(ii) Guarantee for repayment of loans obtained from Rural Electrification Corporation, Industrial Development Bank of India, Housing and Urban Development Corporation and Banks and payment of interest thereon	3,00,775.45	1,34,676.74	(Y)
	Total - Statutory Corporations and Boards	3,54,714.00	1,89,238.12	(Y)
(2)	Government Companies (30)*			
	(i) Guarantee for repayment of loans raised by issue of bonds/debentures and payment of interest thereon	5,581.57	4,195.00	(Y)
	(ii) Guarantee for repayment of loans obtained from the Bank, State Trading Corporation, West Bengal Financial Corporation, National Bank for Agricultural and Rural Development and payment of interest thereon	29,476.19	23,486.15	(Y)
	Total - Government Companies	35,057.76	27,681.15	(Y)

* Figures in brackets indicate number of Institutions.
(Y) Information is awaited from Departmental Officers.

STATEMENT NO. 6 - conclud.

Name of the Public or other body for which guarantee has been given and brief nature of the guarantee	Maximum amount guaranteed (Principal only)	Sums guaranteed outstanding on the 31st. March, 1997	
		Principal	Interest
(In lakhs of rupees)			
(3) Cooperative Banks and Societies -			
(a) Credit Cooperatives (2)*			
(i) Guarantee for repayment of loans raised by issue of debentures and payment of interest thereon	26,475.00	10,102.38	(Y)
(b) Housing Cooperatives (1)*			
(i) Guarantee for repayment of loans obtained from the Life Insurance Corporation of India and payment of interest thereon	2,100.00	390.93	(Y)
(c) Warehousing and Marketing Societies (1)*			
(i) Guarantee for repayment of loans obtained from Banks and of Credit facilities allowed by Banks, LIC, etc.	784.17	23.84	(Y)
(d) Processing Cooperatives			
(i) Guarantee for repayment of loans obtained from Banks			
(e) Other Cooperatives (7)* - (x)			
(i) Guarantee for repayment of loans obtained from Banks, LIC, etc.	21,588.16	10,430.72	(Y)
Total - Cooperative Banks and Societies	50,947.33	20,947.87	(Y)
(4) Other Institutions -			
(a) Guarantee given to 14 Industrial Units for repayment of loans obtained from Banks and the Industrial Rehabilitation Corporation	836.43	126.35	(Y)
Total - Other Institutions	836.43	126.35	(Y)

* Figures in brackets indicate the number of institutions.

(x) Complete particulars are awaited from Departmental Officers.

(Y) Information is awaited from Departmental Officers.

Notes: 1. The Government charges a fee at the rate of half per cent per annum on the outstanding sums guaranteed. An amount of Rs. 29.32 lakhs was received by the Government during 1996-97 towards guarantee fee. The information regarding amount due as on 31.3.97 in respect of guarantee fee is awaited from Departmental Officers.

2. The information regarding invocation of any guarantee during 1996-97 is awaited from Departmental Officers.

STATEMENT NO 7 - CASH BALANCES AND INVESTMENT OF CASH BALANCES

		As on 1st April, 1996	As on 31st March, 1997
		<i>(in lakhs of rupees)</i>	
(A) General Cash Balance -			
(1) Cash in Treasuries	--	55.71	102.26
(2) Deposits with Reserve Bank	--	14,396.18	15,924.54
		-----	-----
Total	--	14,451.89	16,026.80
		-----	-----
(4) Add-Investments held in the "Cash Balance Investment Account"	--	4,481.59	8,285.26
		-----	-----
Total-(A)	--	18,933.48	24,312.06
		-----	-----
(B) Other Cash Balances and Investments-			
(1) Cash with departmental officers	--	1,883.07	1,850.17
(2) Permanent advance with departmental officers for contingent expenditure	--	62.25	63.49
(3) Investment of earmarked funds	--	79.73	79.73 (z)
		-----	-----
Total-(B)	--	2,025.05	1,993.39
		-----	-----
Total-(A) and (B)	--	20,958.53	26,305.45
		-----	-----

Explanatory notes :

1. The Cash balance represents the combined balances of the Consolidated Fund, the Contingency Fund and the Public Account. The balance against "Deposits with Reserve Bank" represents the balance according to Government account after taking into account inter-Government monetary settlement advised to the Reserve Bank up to the 25th April, 1997. There was a difference of Rs. 5,480.20 lakhs between the figure of "Deposits with Reserve Bank" reflected in the accounts Rs. 15,924.54 lakhs (Dr) and that intimated by the Reserve Bank of India Rs. 21,404.74 lakhs (Cr). The difference is under reconciliation.

2. Under an agreement with the Reserve Bank of India, the State Government has to maintain with the Bank at the end of each working day a minimum balance of Rs. 1 crore. When the balance falls below the agreed minimum the deficiency is made good by the Bank by giving ordinary and special ways and means advances within the limits fixed from time to time. The limit for ordinary ways and means advances for 1996-97 was fixed at Rs. 168 crores. In addition, special ways and means advances could also be made available against Government of India Securities held by the State Government up to a limit of Rs. 64 crores.

During the year 1996-97 both the advances carried interest at the rates indicated below:

For the first 90 days	One per cent below the Bank Rate.
Beyond 90 days and up to 180 days	One per cent above the Bank Rate
Beyond 180 days	Two per cent above the Bank Rate.

During 1996-97 the Bank Rate was Twelve percent per annum.

If even after taking these advances, the balance falls below the prescribed minimum, the Bank charges interest at one per cent below the Bank rate on the shortfall. In the event of minus balance, the Bank charges interest on the overdraft at the rates indicated below:

Up to and inclusive of the first 10 working days	Bank Rate.
From the 11th day	Three per cent above the Bank Rate.
	New structure effective from 1st August 1996- Two per cent above the Bank Rate

At the end of the year there was no undischarged liability on account of interest on overdrafts.

3. The investments held in the Cash Balance Investments Account were wholly in the Government of India Securities.
4. The details of investments out of earmarked funds are given in Statement No. 19.

(z) For further details please see Statement No. 19.

**STATEMENT NO. 8 - SUMMARY OF BALANCES UNDER CONSOLIDATED FUND,
CONTINGENCY FUND AND PUBLIC ACCOUNT**

The following is a summary of balances as on 31st March, 1997 :

Debit balance Rs.	Sector of the General Account	Name of account	Credit balance Rs.
16,584,71,33,629	A to D and Part of L	Consolidated Fund- Government Account-	
	E	Public Debt	16,978,56,79,956
3,840,75,85,990	F	Loans and Advances	
		Contingency Fund-	
		Contingency Fund	19,66,37,172
		Public Account-	
	I	Small Savings, Provident Funds, etc.	1,319,20,19,984
	J	Reserve Funds-	
		(i) Reserve Funds bearing interest	47,17,315
		(ii) Reserve Funds not bearing interest	
		Gross balance	103,32,80,600
79,72,698	...	Investments	
	K	Deposits and Advances-	
		(i) Deposits bearing interest	1,133,07,65,459
		(ii) Deposits not bearing interest	1,602,83,06,135
28,68,72,405		(iii) Advances	
	L	Suspenses and Miscellaneous-	
309,36,91,189	...	(i) Suspense	
82,85,25,982		Investment	
		Other Items (Net)	352,95,09,157
		(ii) Accounts with Government of Foreign Countries	
29,27,933		Remittances-	
501,47,75,777	M	(i) Money orders and other Remittances (Net)	
87,50,198	...	(ii) Inter-Government Adjustment Accounts	
160,26,79,977	N	Cash balance (closing)	
-----			-----
21,510,09,15,778			21,510,09,15,778
-----			-----

Explanatory notes :

The significance of the head "Government Account" is explained in Note 4 below :

The other headings in this summary take into account the balances under all account heads in Government Books where Government has a liability to repay the money received or has a claim to recover the amounts paid and also heads of account opened in the books for adjustment of remittance transactions. It must be understood that these balances cannot be regarded as a complete record of the financial position of the Government of West Bengal as it does not take into account all the physical assets of the State such as lands, buildings, communications, etc., nor any accrued dues or outstanding liabilities which are not brought to account under the cash basis of accounting followed by Government.

2. A summary of receipts, disbursements and balances under Debt, Contingency Fund and Public Account is given in Statement No. 16.

In a number of cases as detailed in Appendix III there are unreconciled differences in the closing balance as reported in Statement No. 16 and that shown in the separate register or other records maintained in the Accounts Office/Departmental Offices for the purpose. Steps are being taken to settle the discrepancies.

The balances under "Loans and Advances" are communicated to the departmental officers every year for acceptance thereof. In a large number of cases such acceptances have not been received. Instances where verification and acceptance of balances of large amounts have been unduly delayed are shown in Appendix IV.


STATEMENT NO. 8 - *concl.***Explanatory notes :- Concl.**

3. Full details of balances of local funds, deposits and advances, etc., pertaining to the State of Cooch Behar, merged with West Bengal, have not been furnished by the administrative authorities. It has not, therefore, been possible to include them in the relevant broadsheets and other registers of the Accounts Office and to review them properly.

4. *Government Account* : Under the system of book-keeping followed in Government accounts, the amounts booked under Revenue, Capital and other transactions of Government, the balances of which are not carried forward from year to year in the accounts, are closed to a single head called " Government Account " The balance under this head represents the cumulative result of all such transactions so that after adding thereto the balances under Public Debt, Loans and Advances, Small Savings and Provident Funds, etc., Reserve Funds, Deposits and Advances, Suspense and Miscellaneous (other than Miscellaneous Government Account), Remittances and Contingency Fund, the closing cash balances at the end of the year may be worked out and proved.

The Government Account for 1996-97 given below will show how the net amount at the end of the year has been arrived at -

Dr. Rs.	Details	Cr. Rs.
13,004,56,98,415 --	A-Amount at the debit of Government Account on 1st April, 1996	
	B-Receipt Heads (Revenue Account)	8,227,11,88,674
10,362,35,28,669 --	C-Expenditure Heads (Revenue Account)	...
1,444,91,49,594 --	D-Expenditure Heads (Capital Account)	...
--	E-Miscellaneous	54,375
--	F-Amount at the debit of Government Account on 31st March, 1997	16,584,71,33,629
-----		-----
24,811,83,76,678	Total	24,811,83,76,678
-----		-----



Part II—Detailed Accounts and Other Statements

A—Revenue and Expenditure

STATEMENT NO. 9-STATEMENT OF REVENUE AND EXPENDITURE UNDER DIFFERENT HEADS EXPRESSED AS A PERCENTAGE OF TOTAL REVENUE / TOTAL EXPENDITURE

Heads 1	Amount (In thousands of rupees) 2	Percentage of total revenue 3	Percentage of total expenditure 4
REVENUE-			
(a) Tax Revenue -			
(i) Taxes on Income and Expenditure -			
Taxes on Income otherthan Corporation Tax	1,01,06,200	12.28	9.75
Taxes on Agricultural Income	21,852	0.03	0.02
Other Taxes on Income and Expenditure	11,54,765	1.40	1.11
(ii) Taxes on Property and Capital Transactions-			
Land Revenue	46,83,154	5.69	4.52
Stamps and Registration Fees	30,98,152	3.77	2.99
Taxes on Immovable Property other than Agricultural land	22,859	0.03	0.02
(iii) Taxes on Commodities and Services -			
State Excise	32,67,999	3.97	3.15
Sales Tax	2,70,41,586	32.87	26.10
Taxes on Vehicles	13,42,672	1.63	1.30
Taxes on Goods and Passengers	643	(a)	(b)
Taxes and Duties on Electricity	8,82,921	1.07	0.85
Other Taxes and Duties on Commodities and Services	10,73,707	1.31	1.04
Total - Tax Revenue	5,26,95,224	64.05	50.85
(b) Non-Tax Revenue-			
(i) Fiscal Services	37	(c)	(d)
(ii) Interest Receipts, Dividends and Profits	11,32,859	1.38	1.09
(iii) Administrative Services	6,88,984	0.84	0.66
(iv) Pension and Miscellaneous General Services	4,16,190	0.50	0.40
Social-Services -			
Education, Sports, Art and Culture	38,278	0.04	0.04
Health and Family Welfare	2,86,781	0.35	0.28
Water Supply, Sanitation, Housing and Urban Development	67,832	0.08	0.07
Information and Broadcasting	5,938	0.01	0.01
Labour and Labour Welfare	8,824	0.01	0.01
Social Welfare and Nutrition	10,882	0.01	0.01
Others	5,356	0.01	0.01
(a)	Actual percentage comes to	-- 0.00078	
(b)	Do	-- 0.00062	
(c)	Do	0.00004	
(d)	Do	0.00003	

STATEMENT NO. 9 - *contd.*

Heads	Amount (in thousands of rupees)	Percentage of total revenue	Percentage of total expenditure
1	2	3	4
REVENUE - <i>concl.</i>			
(v) Economic Services -			
Agriculture and Allied Activities	10,32,976	1.26	0.99
Rural Development	5,179	0.01	0.01
Special Areas Programme	4,710	0.01	(a)
Irrigation and Flood Control	85,677	0.10	0.08
Energy	103	(b)	(c)
Industry and Minerals	2,59,086	0.31	0.25
Transport	82,623	0.10	0.08
General Economic Services	42,202	0.05	0.04
Total - Non-Tax Revenue	41,74,517	5.07	4.03
(c) Grants-in-Aid and Contributions	2,54,01,448	30.88	24.51
Grand Total - Revenue	8,22,71,189	100.00	79.39
EXPENDITURE			
(a) General Services -			
Fiscal Services -			
(i) Collection of Taxes on Income and Expenditure	35,324	0.04	0.03
(ii) Collection of Taxes on Property and Capital Transactions -			
Land Revenue	13,34,820	1.62	1.29
Stamps and Registration	1,96,629	0.24	0.19
Collection of Other Taxes on Property and Capital Transactions	2,285	(d)	(e)
(iii) Collection of Taxes on Commodities and Services -			
State Excise	1,86,107	0.23	0.18
Sales Tax	3,50,280	0.43	0.34
Taxes on Vehicles	45,164	0.05	0.04
Other Taxes and Duties on Commodities and Services	90,423	0.11	0.09
(iv) Other Fiscal Services	63,954	0.08	0.06
Total - Fiscal Services	23,04,986	2.80	2.22
Interest Payments and servicing of debt	1,94,03,245	23.58	18.73
Organs of State	13,19,561	1.60	1.27
Administrative Services	97,61,559	11.87	9.42
Pensions and Miscellaneous General Services	63,50,746	7.72	6.13
Total - General Services	3,91,40,097	47.57	37.77

(a)	Actual Percentage comes to	0.0004
(b)	Do	0.0001
(c)	Do	0.00009
(d)	Do	0.002
(e)	Do	0.002

STATEMENT NO. 9 - *concl.*

Heads	Amount (In thousands, of rupees)	Percentage of total revenue	Percentage of total expenditure
1	2	3	4
EXPENDITURE - <i>concl.</i>			
(b) Social Services -			
Education, Sports, Art and Culture	2,42,01,328	29.42	23.36
Health and Family Welfare	70,81,472	8.61	6.83
Water Supply, Sanitation, Housing and Urban Development	48,44,358	5.89	4.67
Information and Broadcasting	1,83,181	0.22	0.18
Welfare of Scheduled Castes, Scheduled Tribes and Other Backward Classes	12,18,310	1.48	1.18
Labour and Labour Welfare	3,47,124	0.42	0.33
Social Welfare and Nutrition	22,87,563	2.78	2.21
Others	5,14,917	0.62	0.50
Total - Social Services	4,06,78,253	49.44	39.26
(c) Economic Services-			
Agriculture and Allied Activities	51,87,383	6.31	5.00
Rural Development	71,40,039	8.68	6.90
Special Areas Programme	13,32,173	1.62	1.29
Irrigation and Flood Control	27,78,766	3.38	2.68
Energy	15,75,443	1.91	1.52
Industry and Minerals	10,59,938	1.29	1.02
Transport	25,76,355	3.13	2.49
Science, Technology and Environment	441	(a)	(b)
General Economic Services	3,68,823	0.45	0.35
Total - Economic Services	2,20,19,361	26.77	21.25
(d) Grants-in-Aid and Contributions	17,85,818	2.17	1.72
Grand Total - Expenditure (Revenue Account)	10,36,23,529	125.95	100.00

(a) Actual Percentage comes to 0.0005
(b) do 0.0004

STATEMENT NO 10 - STATEMENT SHOWING THE DISTRIBUTION BETWEEN
CHARGED AND VOTED EXPENDITURE.

Heads 1	<i>Charged</i> Rs. 2	Voted Rs. 3	Total Rs. 4
Expenditure Heads (Revenue Account)	1,963,70,81,269(a)	8,398,64,47,400	10,362,35,28,669
Expenditure Heads (Capital Account)	64,18,539(b)	1,444,27,31,055	1,444,91,49,594
Disbursements under Public, Debt, Loans and Advances and Amount transferred to the Contingency Fund (*)	4,111,85,12,432	796,43,33,559	4,908,28,45,991
Total	6,076,20,12,240	10,639,35,12,014	16,715,55,24,254

(*) The figures have been arrived at as follows :-

	<i>Charged</i> Expenditure Rs.	Voted Expenditure Rs.
E - Public Debt -		
6003 - Internal Debt of the State Government	3,701,78,73,427	...
6004 - Loans and Advances from the Central Government	408,37,13,912	...
F - Loans and Advances	1,69,25,093	796,43,33,559
Total	4,111,85,12,432	796,43,33,559

(a) Includes Rs.5,32,500, Rs. 3,36,663 and Rs. 95,951 spent out of advance from the Contingency fund during 1995-96 and recouped to the fund during the year ; Excludes Rs.1,82,468, Rs. 37,093, Rs. 1,93,400, Rs. 25,000 Rs. 5,58,019 and Rs. 6,23,160 spent out of advance from the Contingency Fund during the year, but not recouped to the fund till the close of the year.

(b) Includes Rs. 26,91,962, Rs. 4,09,809 and Rs. 1,83,107 spent out of advance from the Contingency Fund during 1995-96, and recouped to the Fund during the year ; Excludes Rs.3,58,500, Rs. 1,79,800, Rs. 1,81,385 Rs. 6,02,623 and Rs.25,200 spent out of advance from the Contingency Fund during the year, but not recouped to the Fund till the close of the year.

STATEMENT NO. 11 - DETAILED ACCOUNT OF REVENUE BY MINOR HEADS

Heads	Actuals for 1996-97 Rs.
Receipt Heads (Revenue Account)	
A-Tax Revenue(Figures under sector 'A-Tax Revenue' are net after taking into account refunds)-	
(a) Taxes on Income and Expenditure-	
0021-Taxes on Income other than Corporation Tax-	
901-Share of net proceeds assigned to States	1,010,62,00,000
Total	<u>1,010,62,00,000</u>
0022-Taxes on Agricultural Income-	
101- Tax Collection	3,13,48,187
900- Deduct-Refunds	(-) 94,96,578
Total	<u>2,18,51,609</u>
0028-Other Taxes on Income and Expenditure-	
107-Taxes on Profession, Trades, Callings and Employment	115,47,65,597
900-Deduct Refunds	(-) 25
Total	<u>115,47,65,572</u>
Total-A(a)-Taxes on Income and Expenditure	<u>1,128,28,17,181</u>
(b) Taxes on Property and Capital Transactions-	
0029-Land Revenue-	
101-Land Revenue/Tax	6,92,13,583
103-Rates and cesses on Land	451,64,97,028
104-Receipts from Management of ex-Zamindari Estates	9,32,03,628
800-Other Receipts	42,91,809
900-Deduct Receipts	(-) 52,225
Total	<u>468,31,53,823</u>
0030-Stamps and Registration Fees-	
01-Stamps-Judicial-	
101-Court Fees realised in Stamps	17,45,67,101
102-Sale of Stamps	25,58,95,133
800-Other Receipts	2,59,42,695
Total-01	<u>45,64,04,929</u>
02-Stamps-Non-Judicial	
102-Sale of Stamps	242,67,85,571
Total-02	<u>242,67,85,571</u> ✓
03-Registration Fees-	
104-Fees for Registration documents	13,66,40,542
800-Other Receipts	7,83,20,574
Total-03	<u>21,49,61,116</u> ✓
Total - 01, 02 & 03	<u>309,81,51,616</u>

STATEMENT NO. - 11 - Contd.

Heads	Actuals for 1996-97 Rs.
A - Tax Revenue - contd.	
(b) Taxes on Property and Capital Transactions - conclud.	
0035-Taxes on Immovable Property Other than Agricultural Land-	
101-Ordinary Collections	2,28,59,355
900-Deduct Refunds.	...
Total	<u>2,28,59,355</u>
Total-A(b)-Taxes on Property and Capital Transactions	<u>780,41,64,794</u>
(c) Taxes on Commodities and Services-	
0039-State Excise-	
101-Country Spirits	212,40,92,797
102-Country Fermented Liquors	2,92,36,910
103-Malt Liquor	11,06,85,857
105-Foreign Liquors and Spirits	84,56,23,393
107-Medicinal and toilet preparations containing alcohol,opium etc.	13,03,71,923
108-Opium, Hemp and Other drugs	13,29,499
150-Fines and confiscations	69,40,620
800-Other Receipts	1,97,31,604
900-Deduct Refund	(-) 13,127
Total	<u>326,79,99,476</u>
0040-Sales Tax-	
101-Receipts under Central Sales Tax Act	431,88,44,097
102-Receipts under State Sales Tax Act	2,261,74,48,088
103-Taxes on sale of Motor Spirit & Lubricants	...
104-Surcharge on Sales Tax	21,83,08,362
107-Receipts of Turnover Taxes	95,69,062
800-Other Receipts	5,54,477
900-Deduct Refund	(-) 12,31,37,935
Total	<u>2,704,15,86,151</u>
0041-Taxes on Vehicles-	
101-Receipts under the Indian Motor Vehicles Act	43,92,21,493
102-Receipts under the State Motor Vehicles Taxation Acts	67,50,22,332
800-Other Receipts	22,84,33,140
900-Deduct Refund	(-) 5,113
Total	<u>1,34,26,71,852</u>

STATEMENT NO. 11 - *Contd.*

Heads	Actuals for 1996-97 Rs.
A - Tax Revenue - <i>concl.</i>	
(c) Taxes on Commodities and Services - <i>concl.</i>	
0042-Taxes on Goods and Passengers-	
103-Tax Collections-Passenger Tax	
104-Tax Collections-Goods Tax	10,73,372
106-Tax on Entry of Goods into Local Areas	
800-Other Receipts	
900-Deduct Refund	(-) 17,17,164
Total	(-) 6,43,792 (a)
0043-Taxes and Duties on Electricity-	
101-Taxes on Consumption and sale of Electricity	88,07,78,518
102-Fees under the Indian Electricity Rules	18,16,059
103-Fees for the electricity inspection of Cinemas	31,289
800-Other Receipts	2,95,208
Total	88,29,21,074
0045-Other Taxes and Duties on Commodities and Services-	
101-Entertainment Tax	41,81,62,388
102-Betting Tax	6,83,11,453
105-Luxury Tax	48,96,11,007
113-Receipts under Raw Jute Taxation Acts	9,73,14,907
800-Other Receipts	14,00,818
900-Deduct-Refunds	(-) 10,93,625
Total	107,37,06,948
Total-A(c)-Taxes on Commodities and Services	3,360,82,41,709
Total-A-Tax Revenue	5,269,52,23,684
B-Non-Tax-Revenue-	
(a)Fiscal Services-	
0047-Other Fiscal Services-	
800-Other Receipts	36,959
Total	36,959
Total-(a)-Fiscal Services	36,959
(b)Interest Receipts, Dividends and Profits-	
0049-Interest Receipts-	
04-Interest Receipts of State/Union Territory Governments	
103-Interest from Departmental Commercial Undertakings	37,83,25,221
107-Interest from cultivators	2,12,162
110-Interest realised on investment of Cash Balances	9,11,18,549
190-Interest from Public Sector and Other Undertakings	57,78,84,367
195-Interest from Cooperative Societies	22,56,392
800-Other Receipts	7,77,40,048
900-Deduct-Refunds	
Total	112,75,36,739

(a) Minus figure is due to excess refund made over the actual receipt of 'Tax Collections - Passenger Tax' during the year.

STATEMENT NO. 11 contd.

Heads	Actuals for 1996-97 Rs.
B-Non-Tax-Revenue-contd.	
(b) Interest Receipts, Dividends and Profits-concl'd.	
0050-Dividends and Profits-	
101-Dividends from Public Undertakings	6,18,486
200-Dividends from Other Investments	47,03,761
Total	53,22,247
Total-B(b)-Interest, Receipts, Dividends and Profits	113,28,58,986
(c) Other Non-Tax-Revenue	
(i) General Services-	
0051-Public Services Commission-	
105-State Public Service Commission Examination fees	20,891
800-Other Receipts	46,288
Total	67,179
0055-Police-	
101-Police supplied to Other Governments	12,69,80,005
102-Police supplied to Other Parties	4,82,625
103-Fees, Fines and Forfeitures	30,19,568
104-Receipts under Arms Act	10,69,645
105-Receipts of State Head-quarters Police	4,59,12,049
800-Other Receipts	11,12,82,970
900-Deduct Refund	(-) 19,096
Total	28,87,27,766
0056- Jails-	
102-Sale of Jail Manufactures	1,44,657
501-Service & Service Fees	
800-Other Receipts	25,19,653
Total	26,64,310
0058-Stationery and Printing-	
101-Stationery Receipts	11,21,406
102-Sale of Gazettes etc	
200-Other Press Receipts	3,68,530
Total	14,89,936
0059-Public Works-	
01-Office Buildings-	
011-Rents	72,86,415
102-Hire Charges of Machinery Equipments	32,05,125
103-Recovery of Percentage Charges	1,13,12,065
800-Other Receipts	3,31,39,971
Total	5,49,43,576

STATEMENT NO. 11 - *Contd.*

Heads	Actuals for 1996-97 Rs.
B - NonTax Revenue - <i>contd.</i>	
(c) Other Non-Tax Revenue - <i>contd.</i>	
(I) General Services - <i>concl'd.</i>	
0070-Other Administrative Services-	
01-Administration of Justice-	
101-Services and Service fees	84,282
102-Fines and Forfeitures	81,53,014
800-Other Receipts	32,62,940
Total-01	1,15,00,236
02-Elections-	
101-Sale Proceeds of election forms and documents	19,144
104-Fees, Fines and Forfeitures	19,382
800-Other Receipts	25,27,52,080
Total-02	25,27,90,606
60-Other Services -	
101-Receipts from the Central Government for Administration of Central Acts and Regulations	28,573,
102-Receipts under Citizenship Act	62,092
103-Receipts under Explosives Act	1,25,901
105-Home Guard	...
106-Civil Defence	...
107-Passport and Visa Fees	22,69,997
108-Marriage Fees	15,694
109-Fire Protection and Control	81,85,879
110-Fees for Govt. Audit	4,555
114-Receipts from Motor Garages	90,485
115-Receipts from Guest Houses, Government Hotels etc	1,27,293
800-Other Receipts	6,59,83,106
Total-60	7,68,93,575
900-Deduct Refunds	(p) 93,450
Total-01,02,60	34,10,90,967
0071-Contributions and Recoveries towards Pension and Retirement Benefits-	
01-Civil -	
101-Subscriptions and Contributions	2,81,69,207
800-Other Receipts	20,74,41,146
Total	23,56,10,353
0075-Miscellaneous General Services-	
101-Unclaimed Deposits	2,43,76,356
103-State Lotteries	13,60,20,234
108-Guarantee Fees	29,32,176
800-Other Receipts	2,40,01,384
900-Deduct Refunds	(-) 67,50,913
Total	18,05,79,237
Total-B(c)(i)-General Services	110,51,73,324

STATEMENT NO. 11 - Contd.

Heads	Actuals for 1996-97 Rs.
B - Non-Tax Revenue - <i>contd.</i>	
(c) Other Non-Tax Revenue - <i>contd.</i>	
(ii) Social Services-	
0202-Education, Sports, Art and Culture-	
01-General Education-	
101-Elementary Education	88,232
102-Secondary Education	2,19,979
103-University and Higher Education	12,59,450
800-Other Receipts	2,52,95,241
900-Deduct-Refunds	...
Total-01	2,68,62,902
02-Technical Education-	
101-Tutions & Other Fees	5,87,511
800-Other Receipts	11,11,584
Total-02	16,99,095
03-Sports and Youth Services-	
800-Other Receipts	87,42,407
Total-03	87,42,407
04-Art and Culture-	
800-Other Receipts	9,73,183
Total-04	9,73,183
Total-01,02,03 and 04	3,82,77,587
0210-Medical and Public Health-	
01-Urban Health Services-	
020-Receipts from Patients for hospital and dispensary services	1,64,66,225
101-Receipts from Employees State Insurance Scheme	15,35,66,248
107-Receipts from Drug Manufacture	19,24,610
800-Other Receipts	10,94,27,858
Total-01	28,13,84,941
03-Medical Education, Training and Research-	
101-Ayurveda	3,08,078
102-Homeopathy	10,86,887
105-Allopathy	(-) 86,545
900-Deduct - Refunds	...
Total-03	13,08,420

STATEMENT NO. 11 - *Contd.*

Heads	Actuals for 1996-97 Rs.
B-Non-Tax Revenue- <i>contd.</i>	
(c)Other Non-Tax Revenue- <i>contd.</i>	
(ii)Social Services- <i>contd.</i>	
0210- Medical and Public Health - <i>concl.</i>	
04-Public Health-	
102-Sale of Sera/Vaccine	...
104-Fees and Fines etc.	3,55,707
105-Receipts from Public Health Laboratories	...
800-Other Receipts	32,560
Total-04	3,88,267
Total-01,03.and 04	
	28,30,81,628
0211-Family Welfare-	
800-Other Receipts	36,99,306
Total	36,99,306
0215-Water Supply and Sanitation-	
01-Water Supply-	
102-Receipts from Rural Water Supply Schemes	1,632
104-Fees, Fines etc.	4,384
501-Services and Service Fees	2,891
800-Other Receipts	84,67,005
Total-01	84,75,912
02-Sewerage and Sanitation-	
104-Fees, Fines etc.	4,173
800-Other Receipts	23,336
Total-02	27,509
Total-01 and 02	
	85,03,421
0216-Housing-	
01-Government Residential Buildings-	
106-General Pool Accommodation	57,04,152
Total-01	57,04,152
02-Urban Housing-	
101-Receipts from Government Housing Scheme	32,94,362
102-Receipts from Subsidised Housing Scheme	31,86,677
103-Receipts from Kalyani Housing Scheme	5,61,376
104-Receipts from Middle Income Group Housing Scheme	48,14,158
105-Receipts from Rental Housing Scheme	1,09,28,035

STATEMENT NO. 11 - Contd.

Heads	Actuals for 1996-97 Rs.
B-Non-Tax Revenue-contd.	
(c) Other Non-Tax Revenue- contd.	
(ii) Social Services-contd.	
0216 - Housing - conclud.	
02 -Urban Housing - conclud.	
106-Receipts from Slum Clearance Scheme	14,40,362
107-Receipts from Low Income Group Housing Scheme	89,75,267
108-Receipts from Haldia Housing Project	12,47,640
109-Receipts from Asansol Housing Project	9,67,610
110-Receipts from Integrated Subsidised Housing Scheme	44,44,967
111-Receipts from Bidhan Nagar	54,79,248
800-Other Receipts	52,62,405
Total-02	5,06,02,107
Total-01 and 02	5,63,06,259
0217-Urban Development	
03-Integrated Development-of Small and Medium Towns-	
800-Other Receipts	28,10,690
Total-03	28,10,690
60-Other Urban Development schemes-	
800-Other Receipts	2,12,677
Total-60	2,12,677
Total-03 and 60	30,23,367
0220-Information and Publicity-	
01-Films-	
102-Receipts from Departmentally Produced Films	...
103-Receipts from Cinematographic Rules	7,671
800-Other Receipts	22,76,008
Total-01	22,83,679
60-Others-	
106-Receipts from Advertising and Visual Publicity	4,14,645
113-Receipts from Other Publications	1,76,016
800-Other Receipts	30,63,448
Total-60	36,54,109
Total-01 and 60	59,37,788
0230-Labour and Employment-	
101-Receipts under Labour Laws	10,01,862
102-Fees for Registration of Trade Unions	256
103-Fees for Inspection of Steam Boilers	27,14,192
104-Fees realised under Factory's Act.	23,01,502
105-Examination Fees under Mines Act.	64,450
106-Fees under Contract Labour(regulation and Abolition Rules)	50,589
800-Other Receipts	26,90,939
Total	88,23,790
0235-Social Security and Welfare-	
01-Rehabilitation-	
200-Other Rehabilitation Schemes	45,94,224
800-Other Receipts	62,87,576
Total-01	1,08,81,800

STATEMENT NO. 11 - Contd.

Heads	Actuals for 1996-97 Rs.
B-Non-Tax Revenue-contd.	
(c) Other Non-Tax Revenue-contd.	
(ii) Social Services-concl'd.	
0250-Other Social Services-	
102-Welfare of Scheduled Castes,Scheduled Tribes and other backward classes	18,81,651
800-other Receipts	34,73,920
Total	53,55,571
Total-B(c)(ii)-social Services	42,38,90,517
(iii) Economic Services-	
0401-Crop Husbandry-	
103-Seeds	12,07,005
104-Receipts from Agricultural Farms	23,65,365
105-Sale of manwares and fertilisers	11,09,994
107-Receipts from Plant Protection Services	7,38,286
108-Receipts from Commercial Crops	10,30,451
110-Grants from I.C.A.R	41,31,074
119-Receipts from Horticulture and Vegetable Crops	5,12,048
120-Sale, Hire and Services of Agricultural Implements and Machinery including Tractors	12,46,033
800-Other Receipts	2,29,02,023
Total	3,52,42,279
0403-Animal Husbandry	
101-Services and Service fees	11,66,952
102-Receipts from Cattle and Buffalo development	4,63,654
103-Receipts from Poultry development	5,39,021
104-Receipts from Sheep & Wool development	265
105-Receipts from Piggery Development	...
106-Receipts from Fodder & Feed development	19,751
108-Receipt from other Livestock Deptt.	7,811
110-Grants from Indian Council of Agricultural Research	92,000
501-Services and Service Fees	...
800-Other Receipts	2,60,05,630
Total	2,82,95,084
0404-Dairy Development-	
102-Receipts from Greater Calcutta Milk Supply Scheme	38,33,12,037
103-Receipts from Durgapur Milk Supply Scheme	2,36,85,863
104-Receipts from Burdwan Milk Supply Scheme	1,58,05,599
105-Receipts from Krishnagar Milk Supply Scheme	1,08,98,253
110-Grants from I C A R	...
800-Other Receipts	...
900-Deduct Refund	...
Total	43,37,01,752
0405-Fisheries-	
011-Rents	24,801,
102-Licence Fees, Fines etc.	80,357
103-Sale of Fish, fish seeds etc.	21,72,349
800-Other Receipts	40,59,747
Total	63,37,254

STATEMENT NO. 11 -Contd.

Heads	Actuals for 1996-97 Rs.
B-Non-Tax Revenue- contd.	
(c) Other Non-Tax Revenue- contd.	
(iii) Economic Services- contd.	
0406-Forestry and Wild Life	
01-Forestry-	
101-Sale of Timber and Other forest produce	36,22,18,294
102-Receipts from Social and Farm forestries	1,15,67,360
800-Other Receipts	8,94,98,201
900-Deduct-Refunds	...
Total-01	46,32,83,855
02-Environmental Forestry and Wild life-	
112-Public Gardens	3,15,420
800-Other Receipts	65,27,159
Total-02	68,42,579
Total-01 and 02	47,01,26,434
0407-Plantation-	
60-Others-	
800-Other Plantation	26,555
822-Cinchona	2,34,52,937
Total-60	2,34,79,492
0408-Food Storage and Warehousing-	
800-Other Receipts	87,96,288
Total	87,96,288
0415-Agri Research & Education-	592
Total	592
0425-Co-operation-	
101-Audit Fees	97,51,994
800-Other Receipts	1,56,67,826
Total	2,54,19,820
0435-Other Agricultural Programmes-	
104-Soil and Water Conservation	14,79,092
800-Other Receipts	99,793
Total	15,78,885
0506-Land Reforms-	
800-Other Receipts	81,558
Total	81,558
0515-Other Rural Development Programmes-	
101-Receipts under Panchayati Raj Acts	50,97,618
Total	50,97,618
0551-Hill Areas-	
60-Other Hill Areas-	
800-Other Receipts	31,63,472
Total-60	31,63,472

STATEMENT NO. 11- *Contd.*

Heads	Actuals for 1996-97 Rs.
B-Non-Tax Revenue- <i>contd.</i>	
(c) Other Non-Tax Revenue- <i>contd.</i>	
(iii) Economic Services- <i>contd.</i>	
0575-Other Special Areas Programmes-	
02-Backward Areas-	
101-Receipts from Area Development Programme	15,46,675
Total-02	15,46,675
0701-Major and Medium Irrigation-	
01-Major Irrigation - Commercial -	
101-Mayurakshi Reservoir Project	45,02,780
102-Kangsabati Reservoir Project	16,50,083
103-Damodar Valley Project	88,20,209
104-Teesta Barrage Project	17,17,207
Total-01	1,66,90,279
03-Medium Irrigation- Commercial-	
101-Old Damodar Canals	...
102-Eden Canals	...
103-Bakreswar Canals	4,04,939
104-Midnapur Canals	12,23,837
107-Hinglo Irrigation Project	45,809
Total-03	16,74,585
04-Medium Irrigation- Non-Commercial -	
101-Medium Irrigation Schemes in North Bengal	33,768
102-Medium Irrigation Schemes in Purulia District	1,13,210
103-Medium Irrigation Schemes in Midnapur District	6,813
104-Medium Irrigation Schemes in Burdwan District	9,435
700-Other Medium Irrigation Schemes	19,510
Total-04	1,82,736
80-General-	
003-Training	3,89,406
800-Other Receipts	89,89,108
Total-80	93,78,514
Total-01, 03, 04 and 80	2,79,26,114
0702-Minor Irrigation-	
01-Surface Water-	
101-Receipts from Water Tanks	1,02,53,804
102-Receipts from Lift Irrigation Schemes	4,06,16,146
800-Other Receipts	7,98,997
Total-01	5,16,68,947
02-Ground Water-	
101-Receipts from Tubewells	28,33,155
Total-02	28,33,155

STATEMENT NO. 11 - Contd.

Heads	Actuals for 1996-97 Rs.
B-Non-Tax Revenue- <i>contd.</i>	
(c) Other Non-Tax Revenue- <i>contd.</i>	
(iii) Economic Services- <i>contd.</i>	
0702- Minor Irrigation	
80-General-	
800-Other Receipts	32,48,809
Total-80	32,48,809
Total - 01.02 and 80	5,77,50,911
0801-Power-	
06-Rural Electrification-	
800-Other Receipts	70,035
Total-06	70,035
0802-Petroleum-	
104-Receipts under the Petroleum Act	27,632
Total	27,632
0810-Non-Conventional Sources of Energy	5,000
Total	5,000
0851-Village and Small Industries-	
101-Industrial Estates	22,203
102-Small Scale Industries	1,52,185
103-Handloom Industries	2,12,720
105-Khadi and Village Industries	6,334
106-Coir Industries	3,41,609
800-Other Receipts	1,76,51,646
Total	1,83,86,697
0852-Industries-	
06-Engineering Industries-	
800-Other Receipts	1,67,52,398
Total-06	1,67,52,398
08-Consumer Industries-	
600-Others	7,13,73,860
Total-06 and 08	8,81,26,258
0853-Non-ferrous Mining and metallurgical Industries-	
102-Mineral Concession Fees, Rent and Royalties	14,82,94,812
104-Mines Department	3,39,102
800-Other Receipts	39,38,683
Total	15,25,72,597

STATEMENT NO. 11- *Contd.*

Heads	Actuals for 1996-97 Rs.
B-Non-Tax Revenues- <i>contd.</i>	
(c) Other Non-Tax Revenues- <i>contd.</i>	
(iii) Economic Services - <i>contd.</i>	
1051-Ports and Light Houses-	
01-Major Ports-	
103-Registration and Other Fees	3,56,666
800-Other Receipts	450
Total	3,57,116
1053-Civil Aviation-	
501-Services and Service Fees	...
800-Other Receipts	240
Total	240
1054-Roads and Bridges-	
102-Toils on Roads	2,18,23,147
800-Other Receipts	6,04,42,673
Total	8,22,65,820
1452-Tourism-	
103-Receipts from Tourists Transport	53,59,197
105-Rent and Catering Receipts	2,58,278
800-Other Receipts	1,17,97,171
Total	1,74,14,646
1456-Civil Supplies-	
800-Other Receipts	1,62,488
Total	1,62,488
1475-Other General Economic Services-	
106-Fees for Stamping Weights and Measures	1,58,19,137
200-Regulation of Other Business Undertakings	5,25,351
201-Land Ceiling (Other than Agricultural Land)	2,637
800-Other Receipts	82,77,634
Total	2,46,24,759
Total-B(c)(iii)-Economic Services	151,25,57,516
Total-B(c)-Other Non-Tax Revenue	304,16,21,357
Total-B-Non-Tax Revenue	417,45,17,302

STATEMENT NO. 11 - Contd.

Heads	Actuals for 1996-97 Rs.
B-Non-Tax Revenue- <i>contd.</i>	
(c) Other Non-Tax Revenue- <i>contd.</i>	
(iii) Economic Services- <i>contd.</i>	
C- Grants-in-Aid and Contributions-	
1601-Grants-in-Aid from Central Government-	
01-Non-Plan Grants-	
101-Grants under the Constitutions (Distribution of Revenue Orders)-	
102-Grants in lieu of Tax on Railway Passenger Fare	30,71,00,000
104-Grants under the proviso to Article 275(1) of the Constitution-	
I. Grants for Upgradation of standards of Administration-	
Judicial Administration	...
Police Administration	12,13,15,000
Fire Service Administration	73,00,000
Training Administration	...
Treasury and Accounts Administration	11,00,000
Jails Administration	...
District Administration	...
Health Administration	...
Grants to cover additional interest on account of fresh special problems	...
II. Other Grants	
Panchyati Raj Institution	83,36,00,000
Urban Local Bodies	30,08,00,000
106- Grants from Central Road Fund	1,08,00,000
109-Grants toward contribution to calamity Relief Fund	59,49,00,000
800- Other Grants-	
Modernisation of Police Force	1,37,38,500
Modernisation of Jail Administration	2,85,00,000
Administration of Citizenship Act	...
Administration of Central Act	23,94,573
Other Grants	...
Education-	
Special Education - Adult Education	17,76,644
Technical Education and Research	...
General Scholarship	2,03,425
General Other Grants	...
Sports and Youth Welfare	1,34,50,000
Art and Culture -	
Promotion of Art and Culture	1,68,000
Archives and Museums	1,96,565
Social Security and Welfare	2,08,65,215
Relief and Rehabilitation of Displaced persons and repatriates	...
Other Grants	...
Agriculture	...
Village and Small Industries -	
Handloom Industry	5,39,30,791
Civil Aviation	...
Roads & Bridges	...
Total-01	231,21,38,713

STATEMENT NO. 11 - Contd.

Heads	Actuals for 1996-97 Rs.
C- Grants-in-Aid and Contributions- <i>contd.</i>	
1601-Grants-in-Aid from Central Government- <i>contd.</i>	
02-Grants for States/Union Territory Plan Schemes-	
101-Block Grants	372,11,55,500
104-Grants under proviso to Article 275(1) of the Constitution	4,17,75,000
800-Other Grants	15,58,07,000
Total-02	391,87,37,500
03-Grants for Central Plan Schemes-	
800-Other Grants-	
Education-	
Special Education - Adult Education	69,01,800
Technical Education Research	...
Sanskrit Education	15,050
Sports and Youth Welfare- Sports and Games	80,25,812
General Scholarship	...
Training	...
Other Grants	...
Art and Culture	...
Medical	...
Public Health and Water Supply	...
Social Security and Welfare - Social Welfare:Family and Child Welfare	18,66,22,350
Welfare of Scheduled Castes, Scheduled Tribes & Other Backward Classes	27,52,47,500
Other General Economic Services-	
Economic Advices and Statistics	...
Co-operation - Consumer Co-operative	...
Agriculture-	
Schemes for Small & Marginal Farmers and Agricultural Labour,	1,27,00,000
Drought-Prone Areas Programmes	25,00,000
Agricultural Economics and Statistics	10,91,000
Agricultural Marketing and Quality Control	6,00,000
Horticulture & Vegetable crops	8,60,000
Other Grants	10,00,000
Inland Fisheries-grants for inland Fisheries	40,00,000
Other Grants	...
Fertilisers and Manures	...
Animal Husbandry	...
Soil & Water conservation	1,27,000
Forests-	
Conservation Programme	33,39,000
Preservation of Wild life	1,20,18,500
Rural Works Programme	...
Village and small Scale Industries-	
Grants for Collection of Statistics of Small Scale Industries	10,50,000
Panchayet Raj	...
Roads and Bridges	...
Census of Statistics of Small Scale Industries	...
Civil Supplies	3,40,000
Water and Power Development	...
Soil and Water Conservation-	
Dairy Development	...
Land Reforms	1,80,00,000
Total-03	53,44,38,012

STATEMENT NO. 11 - Contd.

Heads	Actuals for 1996-97 Rs.
C-Grants-in-Aid and Contributions-contd.	
1601-Grants-in-Aid from Central Government-contd.	
04-Grants for Centrally sponsored Plan Schemes	
800-Other Grants-	
Jails	
Education-	
Special Education and Adult Education	10,10,69,480
General -Other Grants- Secondary Education	1,92,28,000
Other system of Medicines-Ayurvedic	
Family Welfare-	
Family Welfare Services	70,46,22,000
Public Health, Sanitation and Water Supply-	
Prevention and Control of Diseases	6,45,71,000
Sewerage and Water Supply	72,99,91,000
Urban Development	1,16,80,000
Labour and Employment	(-) 42,02,647
Social Security and Welfare-	
Welfare of Scheduled Castes	11,10,24,098
Welfare of Scheduled Tribes	56,90,600
Welfare of Other Backward Classes	51,75,000
Social Welfare - Family and Child Welfare	46,58,54,000
Co-operation-Credit Cooperative	
Agriculture-	
Economics and Statistics	56,18,000
Commercial Crops	2,99,36,000
Other Grants	51,40,000
Small and Marginal Farmers	
Minor Irrigation	35,13,000
Soil and Water Conservation	
Soil Conservation Schemes	7,50,000
Community Development-	95,54,06,000
Other Rural Development Programme (TRYSEM)	103,74,20,000
Rural Works Programmes	
Area Development	1,12,19,000
Fisheries - Marine Fisheries	1,60,00,000
Animal Husbandry-	
Schemes for Small/Marginal Farmers and Agricultural Labours	4,00,000
Veterinary Services and Animal Health	71,58,000
Fisheries-	
Inland Fisheries	2,44,66,952
Other Schemes	61,13,000
Plantation Schemes	2,56,97,500
Protection of Forests	2,14,40,000
Village and Small Industries-	
Small Scale Industries	1,16,95,480
Handloom Industries	5,25,53,000
Other Administrative Service	4,86,43,000
Non-Conventional Energy sources-	
Scientific Services and Research	
Land Reforms	2,00,00,000
National River action plan	4,29,62,000
Total-04	454,08,33,463
Total -01, 02, 03 & 04	1,130,61,47,688

STATEMENT NO. 11 - *Concl'd.*

Heads	Actuals for 1996-97 Rs.
<i>C-Grants-in-Aid and Contribution-concl'd.</i>	
1603-States' share of Union Excise Duties-	
101-States' share of Basic Union Excise Duties	1,170,12,00,000
103-States' share of Additional Excise Duties in lieu of Sales Tax	239,41,00,000
Total	<u>1,409,53,00,000</u>
Total- C- Grants-in-Aid and Contributions	<u>2,540,14,47,688</u>
Grand Total- RECEIPTS HEADS (Revenue Account)	<u>8,227,11,88,674</u>

Note: The figure against '1601 - Grants-in-Aid from the Central Government' does not include the cost of materials (Rs. 25,55,40,380) supplied by the Govt. of India because of non-receipt of sanction orders from the State Government for adjustment of the cost.

STATEMENT NO. 12 - DETAILED ACCOUNT OF EXPENDITURE BY MINOR HEADS

(Figures in italics represent charged expenditure)

Heads	Actuals for 1996 - 97		
	Non - Plan Rs.	Plan Rs.	Total Rs.
EXPENDITURE HEADS (REVENUE ACCOUNT)			
A - General Services -			
(a) Organs of State -			
2011 - Parliament/State/Union Territory Legislatures -			
02 - State Legislatures -			
101 - Legislative Assembly	3,02,44,667	...	3,09,77,416
	7,32,749		
103 - Legislative Secretariat	3,52,83,290	...	3,52,83,290
	6,55,27,957		
Total	7,32,749		6,62,60,706
2012 - President, Vice-President/Governor, Administrator of Union Territories -			
03 - Governor -			
090 - Secretariat	44,54,070	...	44,54,070
101 - Emoluments and allowances of the Governor/ Administrator of Union Territories	1,32,000	...	1,32,000
102 - Discretionary Grants	66,047	...	66,047
103 - Household Establishment	57,48,294	...	57,48,294
105 - Medical Facilities	5,47,428	...	5,47,428
106 - Entertainment Expenses	2,05,117	...	2,05,117
107 - Expenditure from Contract Allowance	8,96,700	...	8,96,700
108 - Tour Expenses	3,52,907	...	3,52,907
800 - Other Expenditure
Total	1,24,02,563	...	1,24,02,563
2013 - Council of Ministers -			
101 - Salary of Ministers and Deputy Ministers	12,47,802	...	12,47,802
102 - Sumptuary and other Allowances	2,83,250	...	2,83,250
104 - Entertainment and Hospitality Expenses	86,02,794	...	86,02,794
105 - Discretionary grant by Ministers
108 - Tour Expenses	56,37,466	...	56,37,466
800 - Other Expenditure	14,01,809	...	14,01,809
Total	1,71,73,121	...	1,71,73,121

STATEMENT NO. 12 - *Contd.*
(*Figures in italics represent charged expenditure*)

Heads	Actuals for 1996 - 97		
	Non-Plan Rs.	Plan Rs.	Total Rs.
A-General Services-<i>contd.</i>			
(a) Organs of State-<i>concl.</i>			
2014 - Administration of Justice -			
102 - High Court	<i>15,05,33,415</i>	...	15,05,33,415
105 - Civil and Session Courts	<i>35,92,98,512 (x)</i>	...	35,92,98,512
106 - Small Causes Courts	74,83,895	...	74,83,895
107 - Presidency Magistrate's Courts	1,34,35,010	...	1,34,35,010
108 - Criminal Courts	78,23,765	...	78,23,765
109 - Coroners' Courts	1,86,520	...	1,86,520
110 - Administrators General and Official Trustees	64,94,261	...	64,94,261
111 - Official Assignees	16,79,560	...	16,79,560
112 - Official Receivers	30,54,661	...	30,54,661
113 - Sheriffs and Reporters	22,73,811	...	22,73,811
114 - Legal Advisers and Counsels	4,73,04,503	...	4,73,04,503
116 - State Administrative Tribunals	39,40,963	29,56,853	68,97,816
800 - Other Expenditure	1,816	46,76,702	46,78,518
	-----	-----	-----
Total	<i>45,29,77,277</i>]	76,33,555	61,11,44,247
	<i>15,05,33,415</i>]	-----	-----
	-----	-----	-----
2015 - Elections -			
101 - Election Commission			
102 - Electoral Officers	4,28,62,844	...	4,28,62,844
103 - Preparation and Printing of Electoral Rolls	2,17,57,093	...	2,17,57,093
104 - Charges for conduct of elections for Lok Sabha and State/Union Territory Legislative Assemblies when held simultaneously	<i>53,77,95,377</i>	...	53,77,95,377
105 - Charges for conduct of elections to Parliament	3,86,865	...	3,86,865
108 - Issue of photo identity cards to voters	90,77,208	...	90,77,208
800 - Other Expenditure	7,00,616	...	7,00,616
	-----	-----	-----
Total	61,25,80,003	...	61,25,80,003
	-----	-----	-----
Total - A (a) - Organs of State -	<i>114,82,58,358</i>]	76,33,555	131,95,60,640
	<i>16,36,68,727</i>]	-----	-----
	-----	-----	-----
(b) Fiscal Services -			
(i) Collection of Taxes on Income and Expenditure -			
2020 - Collection of Taxes on Income and Expenditure -			
104 - Collection charges - Agricultural Income Tax	1,21,37,267	...	1,21,37,367
	<i>100</i>]	-----	-----
105 - Collection charges - Taxes on Professions, Trades, Callings and Employment	2,31,86,473	...	2,31,86,473
	-----	-----	-----
Total	3,53,23,840	...	3,53,23,840
	-----	-----	-----
Total A (b) (i) - Collection of Taxes on Income and Expenditure	<i>3,53,23,740</i>]	...	3,53,23,840
	<i>100</i>]	-----	-----
	-----	-----	-----

(x) Excludes Rs. 1,82,468 spent out of advance from the Contingency Fund during the year, but not recouped to the Fund till the close of the year.

Statement No. 12 *Contd.*
(Figures in Italics represent charged Expenditure)

Heads	Actuals for 1996 - 97		
	Non - Plan Rs.	Plan Rs.	Total Rs.
A - General Services - <i>Contd.</i>			
(b) Fiscal Services - <i>Contd.</i>			
(ii) Collection of Taxes on Property and Capital Transactions -			
2029 - Land Revenue -			
001 - Direction and Administration	14,14,16,916	...	14,14,16,916
101 - Collection Charges	8,45,16,635	...	8,45,16,635
102 - Survey and Settlement Operations	105,22,01,171	1,11,81,927	106,33,83,098
103 - Land Records	30,11,104	...	30,11,104
104 - Management of Government Estates	4,01,386	...	4,01,386
105 - Management of Ex-Zamindari Estates	4,19,61,435	...	4,19,61,435
800 - Other Expenditure	1,29,178	...	1,29,178
Total	132,36,37,825	1,11,81,927	133,48,19,752
2030 - Stamps and Registration -			
01 - Stamps - Judicial -			
001 - Direction and Administration	8,03,335	...	8,03,335
101 - Cost of Stamps	14,39,152	...	14,39,152
102 - Expenses on Sale of Stamps	67,41,320	...	67,41,320
Total - 01	89,83,807	...	89,83,807
02 - Stamps - Non-Judicial -			
001 - Direction and Administration	16,06,669	...	16,06,669
101 - Cost of Stamps	71,16,814	...	71,16,814
102 - Expenses on Sale of Stamps	98,052	...	98,052
800 - Other Expenditure
Total - 02	88,21,535	...	88,21,535
03 - Registration -			
001 - Direction and Administration	17,78,71,455	...	17,78,71,455
800 - Other Expenditure	9,51,954	...	9,51,954
Total - 03	17,88,23,409	...	17,88,23,409
Total - 01, 02 and 03	19,66,28,751	...	19,66,28,751
2035 - Collection of Other Taxes on Property and Capital Transaction -			
101 - Taxes on Immovable Property other than Agricultural Land	22,85,638	...	22,85,638
Total	22,85,638	...	22,85,638
Total A (b) (ii) - Collection of Taxes on Property and Capital Transactions	152,25,52,214	1,11,81,927	153,37,34,141

STATEMENT NO.12 - *Contd*
(*Figures in italics represent charged expenditure*)

Heads	Actuals for 1996 - 97		
	Non-Plan Rs.	Plan Rs.	Total Rs.
<i>A-General Services-contd.</i>			
<i>(b) Fiscal Services-concltd.</i>			
<i>(iii) Collection of Taxes and Commodities and Services -</i>			
<i>2039 - State Excise -</i>			
001 - Direction and Administration	17,08,58,762	...	17,08,58,762
800 - Other Expenditure	1,52,48,472	...	1,52,48,472
Total	18,61,07,234	...	18,61,07,234
<i>2040 - Sales Tax -</i>			
001 - Direction and Administration	5,43,38,910	...	5,43,38,910
101 - Collection Charges	29,59,40,951	...	29,59,40,951
Total	35,02,79,861	...	35,02,79,861
<i>2041 - Taxes on Vehicles -</i>			
001 - Direction and Administration	2,67,14,428	...	2,67,14,428
101 - Collection Charges	1,74,38,367	...	1,74,38,367
102 - Inspection of Motor Vehicles	10,11,612	...	10,11,612
Total	4,51,64,407	...	4,51,64,407
<i>2045 - Other Taxes and Duties on Commodities and Services</i>			
101 - Collection Charges - Entertainment Tax	20,65,286	...	20,65,286
103 - Collection Charges - Electricity Duty	1,04,61,814	2,94,947	1,07,56,761
104 - Collection Charges - Taxes on Goods and Passengers	7,76,00,693	...	7,76,00,693
Total	9,04,27,793	2,94,947	9,04,22,740
Total-A (b) (iii) - Collection of Taxes on Commodities and Services	67,16,79,295	2,94,947	67,19,74,242
<i>(iv) Other Fiscal Services -</i>			
<i>2047 - Other Fiscal Services -</i>			
103 - Promotion of Small Savings	6,39,53,916	...	6,39,53,916
104 - Additional Emoluments (Comp. Dep.) Act '74	435	...	435
Total	6,39,54,351	...	6,39,54,351
Total-A (b) (iv) - Other Fiscal Services -	6,39,54,351	...	6,39,54,351
Total-A (b) - Fiscal Services	229,35,09,600	1,14,76,874	230,49,86,574
<i>(c) Interest payment and servicing of Debt -</i>			
<i>2049 - Interest Payments -</i>			
<i>01 - Interest on Internal Debt -</i>			
101 - Interest on Market Loans	357,06,88,405	...	357,06,88,405
200 - Interest on Other Internal Debt	37,91,87,429	...	37,91,87,429
305 - Management of Debt	1,01,21,210	...	1,01,21,210
Total - 01	395,99,97,044	...	395,99,97,044

STATEMENT NO. 12 - *Contd.*
(*Figures in italics represent charged expenditure*)

Heads	Non-Plan Rs.	Actuals for 1996 - 97 Plan Rs.	Total Rs.
A - General Services - <i>contd.</i>			
(c) Interest Payment and Servicing of Debt - <i>concl.</i>			
2049 - Interest Payments - <i>concl.</i>			
03 - Interest on Small Savings, Provident Funds etc. -			
104 - Interest on State Provident Funds	<i>124,26,96,964</i>	...	<i>124,26,96,964</i>
Total - 03	<i>124,26,96,964</i>	...	<i>124,26,96,964</i>
04 - Interest on Loans and Advances from Central Government -			
101 - Interest on Loans for State/Union Territory Plan Schemes	<i>252,61,78,573</i>	...	<i>252,61,78,573</i>
102 - Interest on Loans for Central Plan Schemes	<i>6,87,513</i>	...	<i>6,87,513</i>
103 - Interest on Loans for Centrally-Sponsored Plan Schemes	<i>6,75,45,987</i>	...	<i>6,75,45,987</i>
104 - Interest on Loans for Non-Plan Schemes	<i>1,031,08,74,062</i>	...	<i>1,031,08,74,062</i>
107 - Interest on Pre - 1984-85-Loans	<i>76,92,09,949</i>	...	<i>76,92,09,949</i>
Total - 04	<i>1,367,44,96,084</i>	...	<i>1,367,44,96,084</i>
60 - Interest on Other Obligations -			
101 - Interest on Deposits	<i>51,86,06,817</i>	...	<i>51,86,06,817</i>
701 - Miscellaneous	<i>65,01,536 (x)</i> <i>9,46,391</i>	...	<i>74,47,927</i>
Total - 60	<i>52,51,08,353</i> <i>9,46,391</i>	...	<i>52,60,54,744</i>
Total 01, 03, 04 and 60	<i>9,46,391</i> <i>1,940,22,98,445</i>	...	<i>1,940,32,44,836</i>
Total A(c) - Interest Payment and servicing of debt	<i>9,46,391</i> <i>1,940,22,98,445</i>	...	<i>1,940,32,44,836</i>
(d) Administrative Services -			
2051 - Public Service Commission -			
102 - State Public Service Commission	<i>3,29,83,156</i>	...	<i>3,29,83,156</i>
Total	<i>3,29,83,156</i>	...	<i>3,29,83,156</i>
2052 - Secretariat - General Services -			
090 - Secretariat	<i>27,84,29,724</i>	...	<i>27,84,29,724</i>
091 - Attached Offices	<i>2,23,63,244</i>	...	<i>2,23,63,244</i>
099 - Board of Revenue	<i>1,13,56,124</i>	...	<i>1,13,56,124</i>
Total	<i>31,21,49,092</i>	...	<i>31,21,49,092</i>

(x) Excludes Rs. 37,093 spent out of advance from the Contingency Fund during the year, but not recouped to the Fund till the close of the year.

Statement No. 12 *Contd.*
(*Figures in Italics represent charged Expenditure*)

Heads	Non-Plan Rs.	Actuals for 1996 - 97 Plan Rs.	Total Rs.
A - General Services - <i>Contd.</i>			
(d) Administrative Services-<i>contd.</i>			
2053 - District Administration -			
093 - District Establishment	23,87,06,075	...	23,87,06,075
094 - Other Establishments	8,34,15,291	...	8,34,15,291
101 - Commissioners	65,23,644	...	65,23,644
Total	32,86,45,010	...	32,86,45,010
2054 - Treasury and Accounts Administration -			
095 - Directors of accounts and treasuries	64,27,945	...	64,27,945
096 - Pay and Accounts Offices	3,41,96,533	...	3,41,96,533
097 - Treasury Establishment	17,14,79,345	33,49,097	17,48,28,442
098 - Local Fund Audit	1,41,64,664	...	1,41,64,664
800 - Other Expenditure	70,61,184	...	70,61,184
Total	23,33,29,671	33,49,097	23,66,78,768
2055 - Police -			
001 - Direction and Administration	12,32,22,590	...	12,32,22,590
003 - Education and Training	3,27,18,566	...	3,27,18,566
101 - Criminal Investigation and Vigilance	11,27,95,609	...	11,27,95,609
102 - Central Reserve Police
104 - Special Police	15,55,46,274	...	15,55,46,274
108 - State Headquarters Police	117,67,22,134	...	117,67,47,134
	<i>25,000 (x)</i>		
109 - District Police	340,30,47,522	...	340,31,73,711
	<i>1,26,189</i>		
111 - Railway Police	17,99,04,112	...	17,99,04,112
112 - Harbour Police	4,51,97,980	...	4,51,97,980
113 - Welfare of Police Personnel	56,64,22,250	...	56,64,22,250
115 - Modernisation of Police Force	4,19,77,730	...	4,19,77,730
800 - Other Expenditure	20,83,58,466	2,35,48,857	23,19,07,323
Total	604,59,13,233	2,35,48,857	606,96,13,279
	<i>1,51,189</i>		
2056 - Jails -			
001 - Direction and Administration	43,11,504	...	43,11,504
101 - Jails	30,63,07,018	...	30,63,07,018
102 - Jail Manufactures	16,93,052	...	16,93,052
800 - Other Expenditure	53,98,748	1,85,11,537	2,39,10,285
Total	31,77,10,322	1,85,11,537	33,62,21,859

(x) Excludes Rs. 1,93,400 spent out of advance from the Contingency Fund during the year, but not recouped to the Fund till the close of the year.

STATEMENT NO. - 12 *Contd.*
(Figures in Italics represent charged Expenditure)

Heads	Actuals for 1996 - 97		
	Non-Plan Rs.	Plan Rs.	Total Rs.
A - General Services - <i>Contd.</i>			
(d) Administrative Service - <i>Contd.</i>			
2058 - Stationery and Printing -			
101 - Purchase and Supply of Stationery Stores	2,73,75,557	...	2,73,75,557
102 - Printing Storage and Distribution of Forms	67,46,584	...	67,46,584
103 - Government Presses	6,92,03,051 9,970	...	6,92,13,021
104 - Cost of Printing by Other sources	23,29,994	...	23,29,994
105 - Government Publications	9,11,227	...	9,11,227
800 - Other Expenditure
Total	10,65,66,413 9,970	10,65,76,383
2059 - Public Works -			
01 - Office Buildings -			
053 - Maintenance and Repairs			
	46,29,31,609	48,20,04,669
	1,90,73,060	
101 - Construction - General Pool	4,91,722	25,59,036	30,70,758
Office Accommodation	20,000
103 - Furnishings	68,528	68,528
104 - Lease Charges	27,26,652	27,26,652
799 - Suspense	11,37,95,291 1,35,503	11,39,30,794
Total - 01	58,00,13,802 1,92,28,563	25,59,036	60,18,01,401
60 - Other Buildings			
001 - Direction and Administration			
	35,12,89,557	35,12,89,557
Total - 60	35,12,89,557	35,12,89,557
80 - General -			
001 - Direction and Administration			
004 - Planning and Research	97,34,861	97,34,861
052 - Machinery and Equipment	4,34,15,397 1,30,478	4,35,45,875
105 - Public Works Workshops	53,79,476	53,79,476
800 - Other Expenditure	38,76,239	11,47,282	50,23,521
Total - 80	6,24,05,973 1,30,478	11,47,282	6,36,83,733
Total - 01, 60 and 80	99,37,09,332 1,93,59,041	37,06,318	101,67,74,691

STATEMENT NO. - 12 *Contd.*
(Figures in Italics represent charged Expenditure)

Heads	Non-Plan Rs.	Actuals for 1996 - 97 Plan Rs.	Total Rs.
<i>A-General Services-concl'd.</i>			
<i>(d) Administrative Services-concl'd.</i>			
2070 - Other Administrative Services -			
003 - Training	23,18,696	75,85,987	99,04,683
104 - Vigilance	2,14,64,866	...	2,14,64,866
105 - Special Commission of Enquiry	1,49,29,864	...	1,49,29,864
106 - Civil Defence	27,68,93,130	...	27,68,93,130
107 - Home Guards	53,66,29,881	...	53,66,29,881
108 - Fire Protection and Control	24,18,30,257	18,96,280	24,37,26,537
112 - Rent Control	99,34,494	...	99,34,494
114 - Purchase and Maintenance of Transport	8,94,13,664	...	8,94,13,664
115 - Guest Houses, Government Hostels etc.	7,31,442	...	7,31,442
116 - Bureau of Immigration	13,25,914	...	13,25,914
118 - Administration of Citizenship Act	32,94,656	...	32,94,656
800 - Other Expenditure	9,88,11,282	1,48,56,360	11,36,67,642
Total	129,75,78,146	2,43,38,627	132,19,16,773
Total - A (d) - Administrative Services	963,56,01,219 <i>5,25,03,356</i>	7,34,54,436	976,15,59,011
<i>(e) Pension and Miscellaneous General Services -</i>			
2071 - Pension and other Retirement Benefits -			
01 - Civil			
101 - Superannuation and Retirement Allowances -	385,55,30,198	...	385,55,30,198
102 - Commuted value of Pension	29,69,36,671	...	29,69,36,671
104 - Gratuities	69,46,91,664	...	69,46,91,664
105 - Family Pensions	50,04,98,116	...	50,04,98,116
106 - Pensionary Charges in respect of High Court Judges	2,76,832	...	2,76,832
108 - Contribution to Provident Funds	3,26,546	...	3,26,546
109 - Pensions to Employees of State aided Educational Institutions	89,40,70,823	...	89,40,70,823
110 - Pension to employees of Local Bodies	6,53,983	...	6,53,983
111 - Pensions to Legislators	37,38,097	...	37,38,097
Total - 01	624,67,22,930	...	624,67,22,930
2075 - Miscellaneous General Services -			
103 - State Lotteries	10,25,81,019	...	10,25,81,019
104 - Pensions and Awards in consideration of distinguished Services	3,43,295	...	3,43,295
800 - Other Expenditure	10,99,256	...	10,99,256
Total	10,40,23,570	...	10,40,23,570
Total - A(e) - Pensions and Miscellaneous General Services	635,07,46,500	...	635,07,46,500
Total - A - General Services	1,942,90,62,068 <i>1,961,84,70,628</i>	9,25,64,865	3,914,00,97,561

STATEMENT NO. 12 - contd

(Figures in italics represent charged expenditure)

Heads	Actuals for 1996 - 97		
	Non - Plan Rs.	Plan Rs.	Total Rs.
B - Social Services -			
(a) Education, Sports, Art and Culture -			
2202 - General Education -			
01 - Elementary Education -			
053 - Maintenance & Buildings	1,08,06,550	3,08,00,000	4,16,06,550
101 - Government Primary Schools	49,53,290	...	49,53,290
102 - Assistance to Non Govt. Primary Schools	719,02,90,064	...	719,02,90,064
104 - Inspection	11,89,67,363	...	11,89,67,363
105 - Non Formal Education	15,13,445	49,95,000	65,08,445
107 - Teachers' Training	3,06,75,303	67,43,621	3,74,18,924
108 - Text Books	9,90,82,374	4,61,09,922	14,51,92,296
109 - Scholarship & Incentive	16,56,458	3,27,52,600	3,44,09,058
110 - Examinations	41,415	...	41,415
796 - Tribal Area Sub plan	3,04,000	88,69,009	91,73,009
800 - Other Expenditure	11,12,19,199	4,61,48,643	15,73,67,842
	-----	-----	-----
Total - 01	756,95,09,461	17,64,18,795	774,59,28,256
	-----	-----	-----
02 - Secondary Education -			
001 - Direction and Administration			
101 - Inspection	1,49,65,796	...	1,49,65,796
105 - Teachers' Training	7,33,40,347	60,293	7,34,00,640
106 - Text Books	2,52,29,788	...	2,52,29,788
107 - Scholarships	3,06,743	...	3,06,743
109 - Government Secondary Schools	12,85,230	...	12,85,230
110 - Assistance to Non-Government Secondary Schools	14,87,03,837	22,27,455	15,09,31,292
796 - Tribal Area Sub plan	1081,35,97,758	1,13,83,270	1082,49,81,028
800 - Other Expenditure	...	80,00,000	80,00,000
	15,88,67,056	10,22,24,432	26,10,91,488
	-----	-----	-----
Total - 02	1123,62,96,555	12,38,95,450	1136,01,92,005
	-----	-----	-----
03 - University and Higher Education			
001 - Director of Education			
102 - Assistance to Universities	2,28,47,439	...	2,28,47,439
103 - Government Colleges and Institutes	94,09,15,247	2,03,87,450	96,13,02,697
104 - Assistance to Non-Government Colleges & Institutes	21,28,36,536	2,42,19,293	23,70,55,829
112 - Institute of Higher Learning	159,18,53,494	2,52,95,884	161,71,49,378
800 - Other Expenditure	63,03,000	1,01,25,000	1,64,28,000
	1,44,76,971	32,47,873	1,77,24,844
	-----	-----	-----
Total - 03	278,92,32,687	8,32,75,500	287,25,08,187
	-----	-----	-----
04 - Adult Education -			
001 - Direction and Administration			
102 - Shramik Vidyapeeths	...	27,30,618	27,30,618
200 - Adult Education Programmes	12,54,248	...	12,54,248
796 - Tribal Area Sub plan	75,46,503	7,87,737	83,34,240
800 - Other Expenditure	2,32,761	62,282	2,95,043
	1,57,61,961	1,17,55,514	2,75,17,475
	-----	-----	-----
Total - 04	2,47,95,473	1,53,36,151	4,01,31,624
	-----	-----	-----

STATEMENT NO. 12 - *contd*
(*Figures in italics represent charged expenditure*)

Heads	Actuals for 1996 - 97		
	Non - Plan Rs.	Plan Rs.	Total Rs.
B-Social Services-<i>contd.</i>			
(a) Education, Sports, Art & Culture-<i>contd.</i>			
05 - Language Development —			
102 - Promotion of Modern Indian Languages and Literature	13,45,458	66,44,566	79,90,024
103 - Sanskrit Education	1,97,19,431	70,700	1,97,90,131
200 - Other Languages Education	1,45,550	...	1,45,550
800 - Other Expenditure	1,37,01,869	78,26,237	2,15,28,106
	-----	-----	-----
Total - 05	3,49,12,308	1,45,41,503	4,94,53,811
	-----	-----	-----
80 - General -			
001 - Direction and Administration	40,29,894	20,61,274	60,91,168
004 - Research	13,77,000	...	13,77,000
107 - Scholarships	69,72,666	12,01,763	81,74,429
800 - Other Expenditure	118,87,91,030	2,69,58,873	121,57,49,903
	-----	-----	-----
Total - 80	120,11,70,590	3,02,21,910	123,13,92,500
	-----	-----	-----
Total - 01, 02, 03, 04, 05 and 80	2,285,59,17,074	44,36,89,309	2,329,96,06,383
	-----	-----	-----
2203 - Technical Education -			
001 - Direction and Administration	53,60,328	...	53,60,328
003 - Training	14,16,405	...	14,16,405
102 - Assistance to Universities for Technical Education	5,71,97,648	2,65,87,888	8,37,85,536
103 - Technical Schools	3,93,34,642	45,08,480	4,38,43,122
105 - Polytechnics	16,04,17,932	13,04,64,360	29,08,82,292
107 - Scholarships	14,160	...	14,160
112 - Engineering/Technical Colleges and Institutes	5,73,12,971	1,45,48,976	7,18,61,947
800 - Other Expenditure	70,49,148	49,54,542	1,20,03,690
	-----	-----	-----
Total	32,81,03,234	18,10,64,246	50,91,67,480
	-----	-----	-----
2204 - Sports and Youth Services -			
001 - Direction and Administration	5,75,43,971	...	5,75,43,971
101 - Physical Education	94,17,435	92,79,912	1,86,97,347
102 - Youth Welfare Programmes for Students	9,22,37,795	1,66,54,387	10,88,92,182
103 - Youth Welfare Programmes for Non Students	94,07,330	29,95,637	1,24,02,967
104 - Sports and Games	61,78,000	4,27,78,740	4,89,56,740
796 - Tribal Areas Sub-Plan	...	4,82,146	4,82,146
800 - Other Expenditure	2,01,85,049	...	2,01,85,049
	-----	-----	-----
Total	19,49,69,580	7,21,90,822	26,71,60,402
	-----	-----	-----

STATEMENT NO. 12 - contd
(Figures in italics represent charged expenditure)

Heads	Actuals for 1996 - 97		
	Non - Plan Rs.	Plan Rs.	Total Rs.
B - Social Service - Contd.			
(a) Education, Sports, Art & Culture -			
2205 - Art & Culture -			
101 - Fine Arts Education	61,36,858	5,65,899	67,02,757
102 - Promotion of Art & Culture	1,08,69,855	2,13,54,027	3,22,23,882
103 - Archeology	54,58,208	63,64,594	1,18,22,802
104 - Archives	...	11,01,518	11,01,518
105 - Public Libraries	2,52,18,556	...	2,52,18,556
107 - Museums	...	2,57,437	2,57,437
800 - Other Expenditure	43,17,698	4,37,48,612	4,80,66,310
Total	5,20,01,175	7,33,92,087	12,53,93,262
Total B (a) Education, Sports, Art & Culture	2343,09,91,063	77,03,36,464	2420,13,27,527
(b) Health & Family Welfare —			
2210 - Medical & Public Health			
01 - Urban Health Services-Allopathy			
001 - Direction and Administration	25,83,35,939	17,91,894	26,01,27,833
102 - Employees State Insurance Scheme	39,32,90,373 (x)	1,60,50,023	40,93,40,396
104 - Medical Stores Depots	27,94,86,331	...	27,94,86,331
110 - Hospitals & Dispensaries	247,59,43,475	24,90,14,791	272,50,00,766
	42,500 (y)		
800 - Other Expenditure	30,31,324	...	30,31,324
Total - 01	341,00,87,442	26,68,56,708	367,69,86,650
	42,500		
02 - Urban Health Services-Other System of Medicine. —			
101 - Ayurveda	2,83,59,659	76,631	2,84,36,290
102 - Homoeopathy	1,13,89,983	2,13,91,864	3,27,81,847
103 - Unani	...	9,69,606	9,69,606
Total - 02	3,97,49,642	2,24,38,101	6,21,87,743
03 - Rural Health Services - Allopathy —			
103 - Primary Health Centres	80,34,94,235	...	80,34,94,235
110 - Hospitals & Dispensaries	11,26,67,854	14,57,908	11,41,25,762
796 - Tribal Area Sub-Plan	1,03,72,693	19,12,488	1,22,85,181
800 - Other Expenditure	2,97,72,847	1,73,95,995	4,71,68,842
Total - 03	95,63,07,629	2,07,66,391	97,70,74,020
04 - Rural Health Services - Other System of Medicine —			
101 - Ayurveda	3,61,65,117	12,41,677	3,74,06,794
102 - Homeopathy	6,82,40,727	34,56,172	7,16,96,899
796 - Tribal Area Sub-Plan	...	21,30,820	21,30,820
Total - 04	10,44,05,844	68,28,669	11,12,34,513

(x) Excludes Rs. 25,000 spent out of advance from the Contingency Fund during the year, but not recouped to the Fund till the close of the year.

(y) Excludes Rs. 5,58,019 spent out of advance from the Contingency Fund during the year but not recouped to the Fund till the close of the year.

STATEMENT NO. 12 - *contd*
(*Figures in italics represent charged expenditure*)

Heads	Actuals for 1996 - 97		
	Non -Plan Rs.	Plan Rs.	Total Rs.
B - Social Services - <i>Contd.</i>			
(b) Health & Family Welfare - <i>Contd.</i>			
2210 - Medical & Public Health - <i>Concl'd.</i>			
05 - Medical Education, Training & Research			
105 - Allopathy	43,49,04,046	4,60,68,747	48,09,72,793
	-----	-----	-----
Total - 05	43,49,04,046	4,60,68,747	48,09,72,793
	-----	-----	-----
06 - Public Health —			
001 - Direction & Administration	13,52,07,312	...	13,52,07,312
101 - Prevention & Control of Diseases	53,51,85,918	14,47,92,922	67,99,78,840
102 - Prevention of Food adulteration	62,25,426	29,685	62,55,111
104 - Drug Control	2,35,62,120	26,37,540	2,61,99,660
106 - Manufacture of Sera/Vaccine	48,59,555	...	48,59,555
107 - Public Health Laboratories	37,29,042	6,18,028	43,47,070
112 - Public Health Education	1,35,39,565	...	1,35,39,565
796 - Tribal Areas Sub-Plan	...	4,900	4,900
800 - Other Expenditure	2,61,538	1,29,12,405	1,31,73,943
	-----	-----	-----
Total - 06	72,25,70,476	16,09,95,480	88,35,65,956
	-----	-----	-----
80 - General —			
004 - Health Statistics and Evaluation	93,01,378	...	93,01,378
	-----	-----	-----
Total - 80	93,01,378	...	93,01,378
900 - Deduct Recoveries	(-) 163	...	(-) 163
	-----	-----	-----
Total - 01, 02, 03, 04, 05, 06 and 80	567,73,26,295	52,39,54,095	620,13,22,890
	42,500	-----	-----
	-----	-----	-----
2211 - Family Welfare —			
001 - Direction & Administration	13,74,017	3,81,91,439	3,95,65,456
003 - Training	5,30,950	1,24,09,137	1,29,40,087
101 - Rural Family Welfare Services	...	64,31,05,987	64,31,05,987
102 - Urban Family Welfare Services	...	1,56,26,784	1,56,26,784
	-----	-----	-----
103 - Maternity and Child Health	3,14,869	1,95,91,957	1,99,06,826
104 - Transport	...	30,44,564	30,44,564
105 - Compensation	1,08,02,000	8,23,48,000	9,31,50,000
106 - Mass Education	...	48,72,357	48,72,357
108 - Selected Area Programmes (including India Population Project)	...	29,08,775	29,08,775
200 - Other Services and Supplies	...	4,50,28,035	4,50,28,035
	-----	-----	-----
Total	1,30,21,836	86,71,27,035	88,01,48,871
	-----	-----	-----
Total-B (b) Health and Family Welfare	569,03,48,131	139,10,81,130	708,14,71,761
	42,500	-----	-----
	-----	-----	-----

STATEMENT NO. 12 - contd
(Figures in italics represent charged expenditure)

Heads	Actuals for 1996 - 97		
	Non - Plan Rs.	Plan Rs.	Total Rs.
B-Social Services-contd.			
(c) Water Supply, Sanitation, Housing and Urban Development -			
2215 - Water Supply and Sanitation -			
01 - Water Supply -			
001 - Direction and Administration	34,94,53,571	4,37,187	34,98,90,758
005 - Survey and Investigation	...	2,07,909	2,07,909
052 - Machinery and Equipment	1,96,09,460	...	1,96,09,460
101 - Urban Water Supply Programmes	...	12,34,59,833	12,34,59,833
102 - Rural Water Supply	3,65,19,074	48,80,95,995	52,46,15,069
796 - Tribal Area Sub-Plan	...	49,62,314	49,62,314
799 - Suspense	(-) 4,83,19,809	...	(-) 4,83,19,809
800 - Other Expenditure	4,64,17,775	29,50,69,698	34,14,87,473
	-----	-----	-----
Total - 01	40,36,80,071	91,22,32,936	131,59,13,007
	-----	-----	-----
02 - Sewerage and Sanitation			
106 - Prevention of Air & Water Pollution	9,75,72,578	4,56,62,000	14,32,34,578
107 - Sewerage Services	...	1,95,03,091	1,95,03,091
	-----	-----	-----
Total - 02	9,75,72,578	6,51,65,091	16,27,37,669
	-----	-----	-----
Total - 01 and 02	50,12,52,649	97,73,98,027	147,86,50,676
	-----	-----	-----
2216 - Housing			
01 - Government Residential Buildings			
106 - General Pool Accommodation	6,01,27,886	...	6,01,27,886
107 - Police Housing	68,76,285	...	68,76,285
700 - Other Housing	12,87,06,055	...	12,87,06,055
	-----	-----	-----
Total - 01	19,57,10,226	...	19,57,10,226
	-----	-----	-----
02 - Urban Housing -			
101 - Low Income Group Housing Scheme	4,19,011	...	4,19,011
104 - Housing Cooperative	28,957	...	28,957
106 - Sodepur Development Scheme	1,04,922	...	1,04,922
107 - Rajapur Development Scheme	82,118	...	82,118
109 - Bagjola Sewerage treatment Scheme	18,79,125	...	18,79,125
110 - Administration of Bidhannagar	1,92,55,234	...	1,92,55,234
	-----	-----	-----
Total - 02	2,17,69,367	...	2,17,69,367
	-----	-----	-----

STATEMENT NO. 12 - *contd*
(*Figures in italics represent charged expenditure*)

Heads	Actuals for 1996 - 97		
	Non - Plan Rs.	Plan Rs.	Total Rs.
B - Social Services - <i>Contd.</i>			
(c) Water Supply, Sanitation, Housing and Urban Development - <i>Contd.</i>			
2216 - Housing - <i>Concl'd.</i>			
80 - General -			
001 - Direction and Administration	5,05,89,574	...	5,05,89,574
Total	5,05,89,574	...	5,05,89,574
Total - 01, 02 and 80	26,80,69,167	...	26,80,69,167
2217 - Urban Development -			
01 - State Capital Development			
101 - Greater Calcutta Development Scheme	98,45,78,868	63,50,000	99,09,28,868
Total - 01	98,45,78,868	63,50,000	99,09,28,868
03 - Integrated Development of Small and Medium Towns -			
191 - Assistances to Local Bodies Corporation, Urban Development Authorities, Town Improvement Boards, etc. -			
Total - 03	...	4,03,24,000	4,03,24,000
04 - Slum Area Improvement -			
191 - Assistance to Local Bodies, Corporations, Urban Development Authorities, Town Improvement Boards, etc.			
Total - 04	...	26,01,75,970	26,01,75,970
05 - Other Urban Development Schemes -			
051 - Construction			
191 - Assistance to Local Bodies, Corporation, Urban Development Authorities, Town Improvement Boards, etc.	84,93,49,049	70,83,77,198	155,77,26,247
Total - 05	84,93,49,049	71,07,07,329	156,00,56,378
80 - General -			
001 - Direction and Administration	5,97,17,799	20,52,980	6,17,70,779
191 - Assistance to Local Bodies, Corporation, Urban Development Authorities, Town Improvement Boards etc.	13,86,00,000	15,68,000	14,01,68,000
800 - Other Expenditure	4,42,14,500	...	4,42,14,500
Total - 80	24,25,32,299	36,20,980	24,61,53,279
Total - 01, 03, 04, 05 and 80	207,64,60,216	102,11,78,279	309,76,38,495
Total - B (c) - Water Supply, Sanitation Housing and Urban Development	284,57,82,032	199,85,76,306	484,43,58,338

STATEMENT NO. 12 - *contd*
(*Figures in italics represent charged expenditure*)

Heads	Actuals for 1996 - 97		
	Non - Plan Rs.	Plan Rs.	Total. Rs.
B-Social Services-<i>contd.</i>			
(d) Information and Broadcasting -			
2220 - Information and Publicity -			
01 - Films -			
001 - Direction and Administration	7,70,89,269	...	7,70,89,269
105 - Production of films	6,25,271	3,21,708	9,46,979
800 - Other Expenditure	1,13,98,832	51,93,595	1,65,92,427
	-----	-----	-----
Total - 01	8,91,13,372	55,15,303	9,46,28,675
	-----	-----	-----
60 - Others -			
101 - Advertising and Visual Publicity	5,38,58,667	...	5,38,58,667
102 - Information Centres	3,82,933	9,98,595	13,81,528
103 - Press Information Services	3,56,800	3,390	3,60,190
106 - Field Publicity	9,78,905	52,63,534	62,42,439
107 - Song and Drama Services	5,50,348	19,32,383	24,82,731
109 - Photo Services	1,68,269	...	1,68,269
110 - Publications	1,23,34,351	...	1,23,34,351
800 - Other Expenditure	1,17,23,715	...	1,17,23,715
	-----	-----	-----
Total - 60	8,03,53,988	81,97,902	8,85,51,890
	-----	-----	-----
Total - 01 and 60	16,94,67,360	1,37,13,205	18,31,80,565
	-----	-----	-----
Total - B (d) - Information and Broadcasting	16,94,67,360	1,37,13,205	18,31,80,565
	-----	-----	-----
(e) Welfare of Scheduled Castes, Scheduled Tribes and other Backward Classes -			
2225 - Welfare of Scheduled Castes, Scheduled Tribes and Other Backward Classes			
01 - Welfare of Scheduled Castes -			
102 - Economic Development	68,22,828	24,325	68,47,153
277 - Education	21,31,95,793	20,59,28,121	41,91,23,914
793 - Special Central Assistance for Scheduled Castes/Component Plan	...	30,32,32,750	30,32,32,750
800 - Other Expenditure	...	5,96,310	5,96,310
	-----	-----	-----
Total - 01	22,00,18,621	50,97,81,506	72,98,00,127
	-----	-----	-----

STATEMENT NO. 12 - *contd*
(*Figures in italics represent charged expenditure*)

Heads	Actuals for 1996 - 97		
	Non - Plan Rs.	Plan Rs.	Total Rs.
B - Social Services - <i>Contd.</i>			
(e) Welfare of Scheduled Castes, Scheduled Tribes and Other Backward Classes - <i>Concl'd.</i>			
2225 - Welfare of Scheduled Castes, Scheduled Tribes and Other Backward Classes - <i>Concl'd.</i>			
02 - Welfare of Scheduled Tribes -			
102 - Economic Development	18,37,233	...	18,37,233
277 - Education	9,26,84,853	2,09,39,051	11,36,23,904
282 - Health	16,15,680	...	16,15,680
794 - Special Central Assistance for Tribal Sub-Plan	...	16,54,95,752	16,54,95,752
796 - Tribal Area Sub-Plan	77,41,000	9,37,10,197	10,14,51,197
800 - Other Expenditure	...	9,96,812	9,96,812
	-----	-----	-----
Total - 02	10,38,78,766	28,11,41,812	38,50,20,578
	-----	-----	-----
80 - General -			
001 - Direction and Administration	8,28,23,239	22,34,545	8,50,57,784
800 - Other Expenditure	57,19,405	1,27,12,185	1,84,31,590
	-----	-----	-----
Total - 80	8,85,42,644	1,49,46,730	10,34,89,374
	-----	-----	-----
Total - 01, 02 and 80	41,24,40,031	80,58,70,048	121,83,10,079
	-----	-----	-----
Total - B (e) - Welfare of Scheduled Castes, Scheduled Tribes and Other Backward Classes	41,24,40,031	80,58,70,048	121,83,10,079
	-----	-----	-----
(f) Labour and Labour Welfare -			
2230 - Labour and Employment -			
01 - Labour -			
001 - Direction and Administration	6,43,65,513	14,19,454	6,57,84,967
004 - Research and Statistics	43,60,524	5,98,281	49,58,805
101 - Industrial Relations	2,00,24,593	45,34,250	2,45,58,843
102 - Working Conditions and Safety	2,44,75,483	...	2,44,75,483
103 - General Labour Welfare	23,47,500	...	23,47,500
800 - Other Expenditure	5,98,859	...	5,98,859
	-----	-----	-----
Total - 01	11,61,72,472	65,51,985	12,27,24,457
	-----	-----	-----
02 - Employment Service -			
001 - Direction and Administration	98,86,784	39,12,529	1,37,99,313
004 - Research, Survey and Statistics	4,02,99,374	40,000	4,03,39,374
101 - Employment Services	4,59,24,738	1,69,473	4,60,94,211
	-----	-----	-----
Total - 02	9,61,10,896	41,22,002	10,02,32,898
	-----	-----	-----
03 - Training -			
003 - Training of Craftsmen and Supervisors	11,93,21,722	47,87,950	12,41,09,672
800 - Other Expenditure	56,826	...	56,826
	-----	-----	-----
Total - 03	11,93,78,548	47,87,950	12,41,66,498
	-----	-----	-----
Total - 01, 02 and 03	33,16,61,916	1,54,61,937	34,71,23,853
	-----	-----	-----
Total - B (f) - Labour and Labour Welfare	33,16,61,916	1,54,61,937	34,71,23,853
	-----	-----	-----

STATEMENT NO. 12 - *contd*
(Figures in italics represent charged expenditure)

Heads	Actuals for 1996 - 97		
	Non - Plan Rs.	Plan Rs.	Total. Rs.
B - Social Services - <i>Contd.</i>			
(g) Social Welfare and Nutrition -			
2235 - Social Security and Welfare -			
01 - Rehabilitation -			
103 - Displaced persons from former East Pakistan	4,51,27,839	...	4,51,27,839
112 - Relief and Rehabilitation of persons affected by Indo-Pak conflict 1971	1,34,767	...	1,34,767
200 - Other Relief Measures	31,239	...	31,239
202 - Other Rehabilitation Schemes	9,24,91,267	18,51,96,030	28,84,10,527
	<i>1,07,23,230</i>		
800 - Other Expenditures	93,73,950	...	93,73,950
	-----	-----	-----
Total - 01	14,71,59,062	18,51,96,030	34,30,78,322
	<i>1,07,23,230</i>		
	-----	-----	-----
02 - Social Welfare -			
001 - Direction and Administration	13,93,24,836	6,26,054	13,99,50,890
101 - Welfare of Handicapped	1,01,23,189	58,05,554	1,59,28,743
102 - Child Welfare	15,44,68,853	45,44,37,755	60,89,06,608
103 - Women's Welfare	2,20,84,113	40,69,247	2,61,53,360
104 - Welfare of Aged, Infirm and Destitute	4,04,30,150	1,52,04,400	5,56,34,550
106 - Correctional Services	1,29,32,568	94,56,680	2,23,89,248
200 - Other Programmes	...	1,04,80,000	1,04,80,000
796 - Tribal Areas Sub-Plan	...	18,33,083	18,33,083
800 - Other Expenditure	14,48,36,738	36,96,860	14,85,33,598
	-----	-----	-----
Total - 02	52,42,00,447	50,56,09,633	102,98,10,080
	-----	-----	-----
60 - Other Social Security and Welfare Programmes			
001 - Direction and Administration	1,41,978	...	1,41,978
102 - Pension under Social Security Schemes	6,57,56,228	5,75,83,177	12,33,39,405
105 - Government Employees Insurance Scheme	1,45,945	...	1,45,945
110 - Other Insurance Scheme
200 - Other Programmes	18,93,81,049	7,80,570	19,01,61,619
	-----	-----	-----
Total - 60	25,54,25,200	5,83,63,747	31,37,88,947
	-----	-----	-----
Total - 01, 02 and 60 -	92,67,84,709	74,91,69,410	168,66,77,349
	<i>1,07,23,230</i>		
	-----	-----	-----

STATEMENT NO. 12 - *contd*
(*Figures in italics represent charged expenditure*)

Heads	Non - Plan Rs.	Actuals for 1996 - 97 Plan Rs.	Total. Rs.
B-Social Services-<i>contd.</i>			
(g) Social Welfare and Nutrition-<i>contd.</i>			
2236 - Nutrition-			
02 - Distribution of nutritious food and beverages -			
101 - Special Nutrition Programmes	3,61,45,038	6,72,43,209	10,33,88,247
796 - Tribble Area Sub-Plan Supplement Nutrition Programme for children and expectant and nursing mother under I.C.D.C.	1,97,682	1,97,682
Total - 02	3,61,45,038	6,74,40,891	10,35,85,929
2245 - Relief on account of Natural Calamities			
01 - Drought -			
101 - Gratuitous Relief			
102 - Drinking Water Supply			
109 - Repairs and restoration of Damaged water supply	61,719	61,719
800 - Other Expenditure	1,33,349	1,33,349
Total - 01	1,95,068	1,95,068
02 - Floods, Cyclones etc. -			
101 - Gratuitous Relief	10,41,73,044	10,41,73,044
102 - Drinking Water Supply	50,30,289	55,62,789
	5,32,500 (a)
104 - Supply of Fodder	12,55,865	12,55,865
105 - Veterinary care	14,50,666	14,50,666
106 - Repairs and restoration of Damaged Roads and Bridges	3,34,22,625	3,34,22,625
111 - Ex-gratia payments to bereaved families	12,60,000	12,60,000
114 - Assistance to Farmers to purchase of Agricultural Inputs	2,44,51,441	2,44,51,441
118 - Assistance for Repairs/Replacement of damaged boats & equipment for fishing.	3,00,000	3,00,000
119 - Assistance to Artisan for repair/replacement of damaged tools and equipments	14,99,321	14,99,321
121 - Afforestation	8,00,000	8,00,000
122 - Repairs and restoration of damaged Irrigation and Flood Control works	21,90,23,445	21,90,23,445
282 - Public Health	7,13,954	7,13,954
Total - 02	39,33,80,650	39,39,13,150
	5,32,500
797 - Transfer to Reserve Funds and Deposit Accounts	1,62,00,000	1,62,00,000
Total - 06	1,62,00,000	1,62,00,000

(a) Includes Rs. 5,32,500 spent out of advance from the contingency Fund during 1995-'96 and recouped to the Fund during the year.

STATEMENT NO. 12 - *contd*
(*Figures in italics represent charged expenditure*)

Heads	Actuals for 1996 - 97		
	Non - Plan Rs.	Plan Rs.	Total Rs.
B - Social Services - <i>Concl'd.</i>			
(g) Social Welfare and Nutrition - <i>Concl'd.</i>			
2245 - Relief on account of Natural Calamities - <i>Concl'd.</i>			
80 - General -	8,69,92,009	...	8,69,92,009
800 - Other Expenditure	-----	-----	-----
Total - 80	8,69,92,009	...	8,69,92,009
Total - 01, 02, 05 06 and 80	49,67,67,727	...	49,73,00,227
	5,32,500	-----	-----
Total - B (g) - Social Welfare and Nutrition	145,96,97,474	81,66,10,301	228,75,63,505
	1,12,55,730	-----	-----
(h) Others -			
2250 - Other Social Services -			
101 - Donations for Charitable purposes	14,66,681	...	14,66,681
103 - Upkeep of Shrines, Temples etc.	43,50,000	...	43,50,000
	3,93,96,846	35,41,38,569	39,37,81,497
800 - Other Expenditure	2,46,082	-----	-----
Total	4,52,13,527	35,41,38,569	39,95,98,178
	2,46,082	-----	-----
2251 - Secretariat-Social Services -			
090 - Secretariat	11,31,83,844	21,34,805	11,53,18,649
Total	11,31,83,844	21,34,805	11,53,18,649
Total - B (h) - Others	15,83,97,371	35,62,73,374	51,49,16,827
	2,46,082	-----	-----
Total - B - Social Services	3,449,87,85,378	616,79,22,765	4,067,82,52,455
	1,15,44,312	-----	-----

STATEMENT NO. 12 - *Contd.*
(*Figures in italics represent charged expenditure*)

Heads	Actuals for 1996-97		
	Non - Plan Rs.	Plan Rs.	Total Rs.
C - Economic Services -			
(a) Agriculture and Allied Activities -			
2401 - Crop Husbandry -			
001 - Direction and Administration	34,64,07,431	77,36,977	35,41,44,408
103 - Seeds	2,42,36,558	1,68,18,787	4,10,55,345
104 - Agricultural Farms	16,69,04,841	...	16,69,04,841
105 - Manures and Fertilisers	99,73,528	73,62,885	1,73,36,413
107 - Plant Protection	56,00,299	1,68,79,846	2,24,80,145
108 - Commercial Crops	2,72,70,409	6,89,78,168	9,62,48,577
109 - Extension and Farmers' Training	4,37,61,250	4,89,56,333	9,27,17,583
110 - Crop Insurance	...	57,71,190	57,71,190
111 - Agricultural Economics and Statistics	4,57,21,220	2,48,21,211	7,05,42,431
113 - Agricultural Engineering	17,85,076	3,19,186	21,04,262
119 - Horticulture and Vegetable Crops	95,84,793	1,47,62,265	2,43,47,058
195 - Assistance to Farming cooperatives	33,060	...	33,060
796 - Tribal Area Sub-Plan	...	77,93,796	77,93,796
800 - Other Expenditure	3,60,989	...	3,60,989
Total	68,16,39,454	22,02,00,644	90,18,40,098
2402 - Soil and Water Conservation -			
001 - Direction and Administration	3,74,157	5,84,353	9,58,510
101 - Soil Survey and Testing	86,22,239	22,82,476	1,09,04,715
102 - Soil Conservation	4,04,25,704	12,32,76,452	16,37,02,156
109 - Extension and Training	16,93,590	1,366	16,94,956
796 - Tribal Areas Sub-Plan	...	22,58,918	22,58,918
Total	5,11,15,690	12,84,03,565	17,95,19,255
2403 - Animal Husbandry -			
001 - Direction and Administration	5,41,67,485	12,42,924	5,54,10,409
101 - Veterinary Services and Animal Health	11,96,14,494	1,61,92,011	13,58,06,505
102 - Cattle and Buffalo Development	20,64,32,959	14,29,963	20,78,62,922
103 - Poultry Development	3,95,16,661	4,91,219	4,00,07,880
104 - Sheep and wool Development	20,48,815	75,10,000	95,58,815
105 - Piggery Development	67,64,335	28,56,422	96,20,757
106 - Other Live Stock Development	64,44,243	...	64,44,243
107 - Fodder and Food Development	5,81,87,769	2,33,57,659	8,15,45,428
109 - Extension and Training	28,32,877	13,70,859	42,03,736
113 - Administrative Investigation and Statistics	15,23,834	15,86,227	31,10,061
190 - Assistance to Public Sector & Other Undertakings	...	12,64,390	12,64,390
796 - Tribal Areas Sub-Plan	54,56,264	39,27,541	93,83,805
800 - Other Expenditure	8,43,97,978	1,23,61,256	9,67,59,234
Total	58,73,87,714	7,35,90,471	66,09,78,185

STATEMENT NO. 12 - *Contd.*
(Figures in italics represent charged expenditure)

H e a d s	Actuals for 1996-97		
	Non - Plan Rs.	Plan Rs.	Total Rs.
<i>C-Economic Services-contd.</i>			
<i>(a) Agriculture and Allied Activities-contd.</i>			
2404 - Dairy Development -			
102 - Dairy Development Project		52,24,254]	55,60,917
		3,36,663 (x)]	
109 - Extension and Training	9,41,627	...	9,41,627
191 - Assistance to co-op. & Other Bodies	36,68,381	...	36,68,381
192 - Greater Calcutta Milk Supply Scheme	94,24,84,842	...	94,24,84,842
193 - Durgapur Milk Supply Scheme	3,11,94,045	...	3,11,94,045
194 - Burdwan Milk Supply Scheme	4,89,00,266	...	4,89,00,266
195 - Krishnanagar Milk Supply Scheme	2,98,15,023	...	2,98,15,023
800 - Other Expenditure			
Total	105,70,04,184	52,24,254] 3,36,663]	106,25,65,101
2405 - Fisheries -			
001 - Direction and Administration	4,97,33,100	23,00,490	5,20,33,590
101 - Inland fisheries	1,61,73,263	20,79,44,203	22,41,17,466
103 - Marine Fisheries	...	3,60,00,000	3,60,00,000
105 - Proceeding, Preservation and Marketing	5,94,075	40,00,000	45,94,075
109 - Extension and Training	71,93,285	51,32,290	1,23,25,575
120 - Fisheries Co-operative	33,00,000	12,20,141	45,20,141
796 - Tribal Area Sub-plan	...	49,74,636	49,74,636
800 - Other Expenditure	1,21,00,758	1,05,70,016	2,26,70,774
Total	8,90,94,481	27,21,41,776	36,12,36,257
2406 - Forestry and Wild Life -			
01 - Forestry -			
001 - Direction and Administration	29,27,74,631	...	29,27,74,631
005 - Survey and Utilisation of Forest Resources	5,51,376	7,87,100	13,38,476
070 - Communication and Buildings	2,42,83,073	36,05,539	2,78,88,612
101 - Forest Conservation, Development and Regeneration	4,02,35,242	1,72,19,673	5,74,54,915
102 - Social and Farm Forestry	4,02,75,750	28,52,23,339	32,54,99,089
105 - Forest Produce	4,00,28,966	83,13,711	4,83,42,677
109 - Extension and Training	4,23,751	...	4,23,751
796 - Tribal Areas Sub-plan	...	8,71,51,044	8,71,51,044
800 - Other Expenditure	1,89,27,340] 46,33,715]	27,34,941	2,62,95,996
Total - 01	45,75,00,129] 46,33,715]	40,50,35,347	86,71,69,191
02 - Environment Forestry and Wild Life -			
110 - Wild Life Preservation	4,02,61,894	3,86,26,732	7,88,88,626
111 - Zoological Park	1,30,97,979	38,00,000	1,68,97,979
112 - Public Gardens	3,30,60,353	84,54,259	4,15,14,612
800 - Other Expenditure	1,08,34,262	...	1,08,34,262
Total - 02	9,72,54,488	5,08,80,991	14,81,35,479
Total - 01 and 02	55,47,54,617] 46,33,715]	45,59,16,338	101,53,04,670

(x) Includes Rs. 3,36,663 spent out of advance from the contingency Fund during 1995-96 and recouped to the fund during the year.

STATEMENT NO. 12 - *Contd.*
(*Figures in italics represent charged expenditure*)

Heads	Non - Plan Rs.	Actuals for 1996-97 Plan Rs.	Total Rs.
<i>C-Economic Services-contd.</i>			
<i>(a) Agriculture and Allied Activities-contd.</i>			
2408 - Food, Storage and Warehousing -			
01 - Food -			
001 - Direction and Administration	45,50,12,677	...	45,50,12,677
	-----	-----	-----
Total - 01	45,50,12,677	...	45,50,12,677
	-----	-----	-----
02 - Storage and Warehousing			
001 - Direction and Administration	15,68,550	44,96,058	60,64,608
003 - Training	2,02,600	...	2,02,600
101 - Rural Godown Programme	...	3,70,400	3,70,400
800 - Other Expenditure	...	7,94,842	7,94,842
	-----	-----	-----
Total - 02	17,71,150	56,61,300	74,32,450
	-----	-----	-----
Total - 01 and 02	45,67,83,827	56,61,300	46,24,45,127
	-----	-----	-----
2415 - Agricultural Research and Education -			
01 - Crop Husbandry -			
004 - Research	3,10,77,642	30,78,493	3,41,56,135
277 - Education	15,56,23,089	5,15,89,874	20,72,12,963
	-----	-----	-----
Total - 01	18,67,00,731	5,46,68,367	24,13,69,098
	-----	-----	-----

STATEMENT NO. 12 - *Contd.*
(Figures in italics represent charged expenditure)

Heads	Actuals for 1996-97		
	Non - Plan Rs.	Plan Rs.	Total Rs.
C - Economic Services - <i>Contd.</i>			
(a) Agriculture and Allied Activities - <i>Contd.</i>			
2415 - Agricultural Research and Education			
02 - Soil and Water Conservation -			
004 - Research	28,94,959	...	28,94,959
	-----	-----	-----
Total - 02	28,94,959	...	28,94,959
	-----	-----	-----
03 - Animal Husbandry -			
004 - Research	3,26,11,794	...	3,26,11,794
	-----	-----	-----
Total - 03	3,26,11,794	...	3,26,11,794
	-----	-----	-----
04 - Dairy Development -			
004 - Research	...	34,89,190	34,89,190
	-----	-----	-----
Total - 04	...	34,89,190	34,89,190
	-----	-----	-----
05 - Fisheries -			
004 - Research	31,36,609	8,49,602	39,86,211
	-----	-----	-----
Total - 05	31,36,609	8,49,602	39,86,211
	-----	-----	-----
06 - Forestry -			
004 - Research	12,18,724	3,24,256	15,42,980
	-----	-----	-----
Total - 06	12,18,724	3,24,256	15,42,980
	-----	-----	-----
Total - 01, 02, 03, 04, 05, and 06	22,65,62,817	5,93,31,415	28,58,94,232
	-----	-----	-----
2425 - Co-operation -			
001 - Direction and Administration	7,37,36,481	...	7,37,36,481
003 - Training	55,47,000	78,79,372	1,34,26,372
101 - Audit of Cooperatives	5,15,05,773	41,65,969	5,56,71,742
105 - Information and Publicity	...	1,24,763	1,24,763
106 - Assistance to multipurpose rural Cooperatives	7,500	15,73,766	15,81,266
107 - Assistance to credit Cooperatives	3,08,35,492	58,21,559	3,66,57,051
108 - Assistance to other cooperatives	4,10,50,000	1,00,000	4,11,50,000
796 - Tribal Areas Sub-plan	...	3,06,000	3,06,000
	-----	-----	-----
Total	20,26,82,246	1,99,71,429	22,26,53,675
	-----	-----	-----
2435 - Other Agricultural Programmes -			
01 - Marketing and quality control -			
101 - Marketing facilities	2,37,26,188	66,52,433	3,03,78,621
102 - Grading and quality control facilities	35,41,717	7,42,758	42,84,475
190 - Assistance to Public Sector and Other Undertakings	...	2,36,758	2,36,758
800 - Other Expenditure	...	46,159	46,159
	-----	-----	-----
Total - 01	2,72,67,905	76,78,108	3,49,46,013
	-----	-----	-----

STATEMENT NO. 12 - *Contd.*
(*Figures in italics represent charged expenditure*)

Heads	Non - Plan Rs.	Actuals for 1996-97	
		Plan Rs.	Total Rs.
C-Economic Services-<i>contd.</i>			
(a) Agriculture and Allied Activities-<i>concl.</i>			
2435 - Other Agricultural Programmes - <i>Concl.</i>			
60 - Others -			
101 - Schemes for Debt relief to farmers
	-----	-----	-----
Total - 60
	-----	-----	-----
Total 01 & 60	2,72,67,905	76,78,108	3,49,46,013
	-----	-----	-----
Total - C (a) Agriculture and Allied Activities	3,93,42,92,935	124,81,19,300	518,73,82,613
	-----	-----	-----
	46,33,715	3,36,663	
	-----	-----	-----
(b) Rural Development -			
2501 - Special Programmes for Rural Development - -			
01 - Integrated Rural Development Programme -			
001 - Direction and Administration	...	64,22,730	64,22,730
003 - Training	...	1,98,06,614	1,98,06,614
101 - Subsidy to District Rural Development Agencies	...	6,77,07,535	6,77,07,535
800 - Other Expenditure	...	2,14,53,293	2,14,53,293
	-----	-----	-----
Total - 01	...	11,53,90,172	11,53,90,172
	-----	-----	-----
02 - Drought Prone Areas Development Programme -			
101 - Minor Irrigation	...	6,26,40,500	6,26,40,500
102 - Afforestation	...	44,64,299	44,64,299
307 - Soil and Water Conservation	...	11,26,984	11,26,984
310 - Animal Husbandry and Dairying
796 - Tribal Areas Sub-plan	...	3,40,87,850	3,40,87,850
800 - Other Expenditure	...	10,63,810	10,63,810
	-----	-----	-----
Total - 02	...	10,33,83,443	10,33,83,443
	-----	-----	-----
Total - 01 and 02	...	21,87,73,615	21,87,73,615
	-----	-----	-----
2505 - Rural Development -			
01 - National Programmes -			
702 - Jawahar Rozgar Yojna	7,37,89,166	2,66,81,47,324	274,19,36,490
	-----	-----	-----
Total - 01	7,37,89,166	2,66,81,47,324	274,19,36,490
	-----	-----	-----
60 - Other Programmes -			
800 - Other Expenditure	...	215,29,78,954	215,29,78,954
	-----	-----	-----
Total - 60	...	215,29,78,954	215,29,78,954
	-----	-----	-----
Total - 01 and 60	7,37,89,166	482,11,26,278	489,49,15,444
	-----	-----	-----
2506 - Land Reforms -			
101 - Regulation of Land Holding and Tenancy	6,86,68,818	6,30,04,656	13,16,73,474
800 - Other Expenditure.	...	86,70,859	86,70,859
	-----	-----	-----
Total -	6,86,68,818	7,16,75,515	14,03,44,333
	-----	-----	-----

STATEMENT NO. 12 - *Contd.*
(*Figures in italics represent charged expenditure*)

Heads	Non - Plan Rs.	Actuals for 1996-97 Plan Rs.	Total Rs.
C-Economic Services-<i>contd.</i>			
(b) Rural Development -<i>concl.</i>			
2515 - Other Rural Development Programmes -			
001 - Direction and Administration	10,72,06,865	24,06,400	10,96,13,265
003 - Training	8,68,934	27,31,000	35,99,934
101 - Panchyati Raj	87,64,51,385	156,13,928	89,20,65,313
102 - Community Development	48,22,06,622	55,12,810	48,77,19,432
800 - Other Expenditure	3,97,88,472	35,32,19,710	39,30,08,182
Total	150,65,22,278	37,94,83,848	188,60,06,126
Total - C (b) Rural Development	164,89,80,262	549,10,59,256	714,00,39,518
(c) Special Areas Programmes -			
2551 - Hill Areas -			
60 - Other Hill Areas			
101 - Development of Hill Areas	16,78,78,010	3,37,31,160	20,16,09,170
191 - Assistance to Darjeeling Gorkha Hill Council	36,23,10,000	41,20,18,978	77,43,28,978
800 - Other Expenditure
Total	53,01,88,010	44,57,50,138	97,59,38,148
2575 - Other Special Areas Programmes -			
02 - Backward Areas -			
101 - Area Development	4,41,00,209	25,41,31,787	29,82,31,996
796 - Tribal Areas Sub-plan	...	13,93,821	13,93,821
Total-02	4,41,00,209	25,55,25,608	29,96,25,817
60 - Others	...	5,66,08,956	5,66,08,956
800 - Other Expenditure	...	5,66,08,956	5,66,08,956
Total- 60	...	5,66,08,956	5,66,08,956
Total -02 & 60	4,41,00,209	31,21,34,564	35,62,34,773
Total - C(c) - Special Areas Programmes	57,42,88,219	75,78,84,702	133,21,72,921
(d) Irrigation and Flood Control -			
2701 - Major and Medium Irrigation -			
01 - Major Irrigation - Commercial -			
101 - Mayurakshi Reservoir Project	15,21,31,110	...	15,21,31,110
102 - Kangsabati Reservoir Project	17,18,58,492	...	17,18,58,492
103 - Damodar Valley Project	24,99,95,621	...	24,99,95,621
Total - 01	57,39,85,223	...	57,39,85,223
02 - Major Irrigation - Non-Commercial -			
101 - Damodar Valley Scheme	6,92,21,758	...	6,92,21,758
Total - 02	6,92,21,758	...	6,92,21,758

STATEMENT NO. 12 - *Contd.*
(*Figures in italics represent charged expenditure*)

Heads	Actuals for 1996-97		
	Non - Plan Rs.	Plan Rs.	Total Rs.
<i>C-Economic Services-contd.</i>			
<i>(d) Irrigation and Flood Control-contd.</i>			
2701 - Major and Medium Irrigation			
03 - Medium Irrigation - Commercial -			
101 - Old Damodar Canals	1,60,24,743	...	1,60,24,743
102 - Eden Canal System	9,20,805	...	9,20,805
103 - Bakreswar Canal	6,33,917	...	6,33,917
104 - Midnapore Canal	1,20,35,730	...	1,20,35,730
105 - Karatwa Irrigation Canal	10,45,779	...	10,45,779
106 - Saharajore Irrigation Schemes	12,06,184	...	12,06,184
107 - Other Irrigation Schemes in Kangsabati Circle	10,82,275	...	10,82,275
	-----	-----	-----
Total - 03	3,29,49,433	...	3,29,49,433
	-----	-----	-----
04 - Medium Irrigation - Non-Commercial -			
101 - Medium Irrigation Schemes in North Bengal	69,80,586	...	69,80,586
102 - Medium Irrigation Schemes in Purulia District	43,03,302	...	43,03,302
103 - Medium Irrigation Schemes in Midnapore District	24,19,958	...	24,19,958
104 - Medium Irrigation Schemes in Burdwan District	7,74,445	...	7,74,445
105 - Other Medium Irrigation Schemes	40,04,825	...	40,04,825
	-----	-----	-----
Total - 04	1,84,83,116	...	1,84,83,116
	-----	-----	-----
80 - General -			
001 - Direction and Administration	20,13,10,177	1,89,49,101	22,02,59,278
002 - Data Collection	...	54,728	54,728
003 - Training	...	9,81,190	9,81,190
004 - Research	13,44,941	31,71,439	45,16,380
005 - Survey and Investigation	16,77,313	3,25,34,691	3,42,12,004
052 - Machinery & Equipment	2,33,491	28,795	2,62,286
799 - Suspense	2,35,55,676	...	2,35,55,676
800 - Other Expenditure	94,36,937	99,84,772	1,94,21,709
	-----	-----	-----
Total - 80	23,75,58,535	6,57,04,716	30,32,63,251
	-----	-----	-----
Total - 01, 02, 03, 04 and 80	93,21,98,065	6,57,04,716	99,79,02,781
	-----	-----	-----

STATEMENT NO. 12 - *Contd.*
(*Figures in italics represent charged expenditure*)

Heads	Actuals for 1996-97		
	Non - Plan Rs.	Plan Rs.	Total Rs.
C - Economic Services - <i>Contd.</i>			
(d) Irrigation and Flood Control - <i>Contd.</i>			
2702 - Minor Irrigation -			
01 - Surface Water -			
101 - Water Tanks	1,29,39,770	...	1,29,39,770
102 - Lift Irrigation Schemes	45,71,15,630	1,59,98,110	47,31,13,740
103 - Diversion Schemes	46,51,271	4,100	46,55,371
796 - Tribal Area Sub-plan	...	55,77,432	55,77,432
800 - Other Expenditure	23,20,173	47,58,000	70,78,173
	-----	-----	-----
Total - 01	47,70,26,844	2,63,37,642	50,33,64,486
	-----	-----	-----
02 - Ground Water -			
005 - Investigation	3,46,95,576	...	3,46,95,576
103 - Tube Well	32,71,49,938	6,55,39,629	39,26,89,567
800 - Other Expenditure
	-----	-----	-----
Total - 02	36,18,45,514	6,55,39,629	42,73,85,143
	-----	-----	-----
80 - General -			
001 - Direction and Administration	17,66,34,963	9,97,253	17,76,32,216
005 - Investigation	2,86,187	12,08,843	14,95,030
190 - Assistance to Public Sector and other Undertakings	...	7,20,00,000	7,20,00,000
799 - Suspense	7,44,029	...	7,44,029
800 - Other Expenditure	9,06,20,438	2,83,92,245	11,90,12,683
900 - Deduct Recoveries
	-----	-----	-----
Total - 80	26,82,85,617	10,25,98,341	37,08,83,958
	-----	-----	-----
Total - 01, 02 and 80	110,71,57,975	19,44,75,612	130,16,33,587
	-----	-----	-----
2705 - Command Area Development			
800 - Other Expenditure	...	1,95,91,012	1,95,91,012
	-----	-----	-----
Total	...	1,95,91,012	1,95,91,012
	-----	-----	-----

STATEMENT NO. 12 - *Contd.*
(*Figures in italics represent charged expenditure*)

Heads	Actuals for 1996-97		
	Non - Plan Rs.	Plan Rs.	Total Rs.
<i>C-Economic Services-contd.</i>			
<i>(d) Irrigation and Flood Control-concltd.</i>			
2711 - Flood Control and Drainage -			
01 - Flood Control -			
001 - Direction and Administration	...	2,69,423	2,69,423
052 - Machinery and Equipment	81,08,919	...	81,08,919
103 - Civil Works	15,47,25,609	...	15,47,25,609
799 - Suspense	57,53,473	...	57,53,473
800 - Other Expenditure	75,40,480	...	75,40,480
	-----	-----	-----
Total - 01	17,61,28,481	2,69,423	17,63,97,904
	-----	-----	-----
03 - Drainage -			
001 - Direction and Administration	52,11,284	...	52,11,284
052 - Machinery and Equipment	82,79,072	...	82,79,072
103 - Civil Works	12,33,21,294	...	12,33,21,294
799 - Suspense	(-) 85,46,837	...	(-) 85,46,837
800 - Other Expenditure	14,88,04,783	...	14,88,04,783
	-----	-----	-----
Total - 03	27,70,69,596	...	27,70,69,596
	-----	-----	-----
80 - General -			
002 - Data Collection	...	3,15,551	3,15,551
004 - Research	...	1,24,380	1,24,380
005 - Survey and Investigation	...	14,99,262	14,99,262
800 - Other Expenditure	...	42,31,945	42,31,945
	-----	-----	-----
Total - 80	...	61,71,138	61,71,138
	-----	-----	-----
Total - 01, 03 and 80	45,31,98,077	64,40,561	45,96,38,638
	-----	-----	-----
Total - C (d) Irrigation and Flood Control	2,49,25,54,117	28,62,11,901	277,87,66,018
	-----	-----	-----
<i>(e) Energy -</i>			
2801 - Power -			
02 - Thermal Power Generation -			
800 - Other Expenditure -	...	100,00,00,000	100,00,00,000
	-----	-----	-----
Total - 02	...	100,00,00,000	100,00,00,000
	-----	-----	-----
06 - Rural Electrification -			
800 - Other Expenditure	...	1,17,28,170	1,17,28,170
	-----	-----	-----
Total - 06	...	1,17,28,170	1,17,28,170
	-----	-----	-----
80 - General -			
101 - Assistance to Electricity Board	55,00,00,000	...	55,00,00,000
	-----	-----	-----
Total - 80	55,00,00,000	...	55,00,00,000
	-----	-----	-----
Total - 02, 06 and 80	55,00,00,000	101,17,28,170	156,17,28,170
	-----	-----	-----

STATEMENT NO. 12 - *Contd.*
(*Figures in italics represent charged expenditure*)

Heads	Actuals for 1996-97		
	Non - Plan Rs.	Plan Rs.	Total Rs.
C - Economic Services - <i>Contd.</i>			
(e) Energy - <i>Concl'd.</i>			
2810 - Non-Conventional Sources of Energy -			
01 - Bio-energy -			
800 - Other Expenditure	...	12.20.000	12.20.000
	-----	-----	-----
Total - 01	...	12.20.000	12.20.000
	-----	-----	-----
02 - Solar -			
101 - Solar Thermal Energy Programme	...	4.00.000	4.00.000
102 - Photovoltaic	...	37.95.000	37.95.000
	-----	-----	-----
Total - 02	...	41.95.000	41.95.000
	-----	-----	-----
03 - Wind -			
103 - Demonstration	...	61.00.000	61.00.000
	-----	-----	-----
Total - 03	...	61.00.000	61.00.000
	-----	-----	-----
60 - Others -			
800 - Other Expenditure	...	22.00.000	22.00.000
	-----	-----	-----
Total - 60	...	22.00.000	22.00.000
	-----	-----	-----
Total - 01, 02, 03 and 60	...	1,37,15.000	1,37,15.000
	-----	-----	-----
Total - C (e) - Energy	55.00.00.000	102.54.43.170	157,54.43.170
	-----	-----	-----
(f) Industry and Minerals -			
2851 - Village and Small Industries -			
001 - Direction and Administration	4,22,09,611	...	4,22,09,611
101 - Industrial Estates	72,036	...	72,036
102 - Small Scale Industries	3,20,53,923	8,94,80,091	12,15,34,014
103 - Handloom Industries	3,43,39,745	2,39,70,716	5,83,10,461
104 - Handicraft Industries	30,94,368	72,58,903	1,03,53,271
105 - Khadi and Village Industries	72,00,000	1,86,04,318	2,58,04,318
106 - Coir Industries	11,14,142	69,636	11,83,778
107 - Sericulture Industries	6,24,61,762	11,52,12,285	17,76,74,047
110 - Composite Village and Small Industries and Cooperatives	11,20,62,243	11,51,78,997	22,72,41,240
796 - Tribal Area Sub-plan	18,98,533	...	18,98,533
800 - Other Expenditure	2,14,86,227	...	2,14,86,227
	-----	-----	-----
Total	31,79,92,590	36,97,74,946	68,77,67,536
	-----	-----	-----

STATEMENT NO. 12 - *Contd.*
(Figures in italics represent charged expenditure)

Heads	Actuals for 1996-97		
	Non - Plan Rs.	Plan Rs.	Total Rs.
C-Economic Services-<i>contd.</i>			
(f) Industry and Minerals-<i>concl.</i>			
2852 - Industries -			
06 - Engineering Industries -			
001 - Direction and Administration	25,31,922	3,83,62,889 <i>95,951 (x)</i>	4,09,90,762
103 - Other Engineering Industries	...	1,25,00,000	1,25,00,000
	Total -06	5,08,62,889 <i>95,951</i>	5,34,90,762
07 - Telecommunication and Electronic Industries -			
202 - Electronics	...	1,50,00,000	1,50,00,000
	Total - 07	1,50,00,000	1,50,00,000
08 - Consumer Industries -			
600 - Others	9,22,34,158	9,58,07,762	18,80,41,920
	Total - 08	9,58,07,762	18,80,41,920
80 - General -			
001 - Direction and Administration	89,15,542	31,44,396	1,20,59,938
003 - Industrial Education-Research and Training	19,84,259	1,15,96,600	1,35,80,859
102 - Industrial Productivity	22,18,591	2,05,903	24,24,494
800 - Other Expenditure	3,78,53,000	3,50,72,000	7,29,25,000
	Total - 80	5,00,18,899	10,09,90,291
	Total - 06, 07, 08 and 80	21,16,89,550 <i>95,951</i>	35,75,22,973
2853 - Non-Ferrous Mining and Metallurgical Industries -			
02 - Regulation and Development of Mines -			
001 - Direction and Administration	36,78,091	...	36,78,091
003 - Training	...	1,34,568	1,34,568
102 - Mineral Exploration	86,23,887	22,10,488	1,08,34,375
	Total - 02	23,45,056	1,46,47,034
	Total C (f) - Industry and Minerals	58,38,09,552 <i>95,951</i>	105,99,37,543
(g) Transport -			
3051 - Ports and Light Houses -			
01 - Major Ports -			
105 - Dockyard and Dry docking	20,46,420	...	20,46,420
800 - Other Expenditure	97,86,036	...	97,86,036
	Total	...	118,32,456
3053 - Civil Aviation -			
80 - General -			
003 - Training and Education	17,13,878	...	17,13,878
	Total	...	17,13,878

(x) Includes Rs. 95,951 spent out of advance from the contingency Fund during 1995-96 and recouped to the Fund during the year.

STATEMENT NO. 12 - *Contd.*
(Figures in italics represent charged expenditure)

Heads	Actuals for 1996-97		
	Non - Plan Rs.	Plan Rs.	Total Rs.
<i>C-Economic Services-contd.</i>			
<i>(g) Transport-concd.</i>			
3054 - Roads and Bridges -			
01 - National Highways			
337 - Road Works	1,55,70,258	...	1,55,70,258
	-----	-----	-----
Total - 01	1,55,70,258	...	1,55,70,258
	-----	-----	-----
02 - Strategic and Border Roads-			
337 - Road Works	36,70,395	...	36,70,395
	-----	-----	-----
Total - 02	36,70,395	...	36,70,395
	-----	-----	-----
03 - State Highways -			
101 - Bridges	23,47,759	...	23,47,759
337 - Road Works	35,41,34,495	6,15,28,136	41,56,62,631
	-----	-----	-----
Total - 03	35,64,82,254	6,15,28,136	41,80,10,390
	-----	-----	-----
04 - District and Other Roads			
101 - Bridges	11,01,016	...	11,01,016
800 - Other Expenditure	50,19,26,209 (x)	5,72,60,898	55,91,87,107
	-----	-----	-----
Total - 04	50,30,27,225	5,72,60,898	56,02,88,123
	-----	-----	-----
80 - General -			
001 - Direction and Administration	24,37,89,838	...	24,37,89,838
052 - Machinery and Equipment	10,39,366	...	10,39,366
107 - Railway Safety Works	4,46,31,258	...	4,46,31,258
797 - Transfers to/from Reserve Fund/Deposit Account	2,39,68,958	...	2,39,68,958
800 - Other Expenditure	51,85,737	...	51,85,737
	-----	-----	-----
Total - 80	31,86,15,157	...	31,86,15,157
	-----	-----	-----
Total - 02, 03, 04 and 80	1,19,73,65,289	11,87,89,034	131,61,54,323
	-----	-----	-----
3055 - Road Transport -			
001 - Direction and Administration	63,73,189	...	63,73,189
190 - Assistance to Public Sector and Other Undertakings	122,77,57,889	...	122,77,57,889
800 - Other Expenditure	1,03,75,933	...	1,03,75,933
	-----	-----	-----
Total	124,45,07,011	...	124,45,07,011
	-----	-----	-----
3056 - Inland Water Transport -			
001 - Direction and Administration	3,32,094	...	3,32,094
003 - Training and Research	5,79,201	...	5,79,201
800 - Other Expenditure	...	12,35,970	12,35,970
	-----	-----	-----
Total	9,11,295	12,35,970	21,47,265
	-----	-----	-----
Total - C(g) - Transport	2,45,63,29,929	12,00,25,004	257,63,54,933
	-----	-----	-----

(x) Excludes Rs. 6,23,160 spent out of advances from the Contingency Fund during the year, but not recouped to the fund till the close of the year.

STATEMENT NO. 12 - *Contd.*
(Figures in italics represent charged expenditure)

Heads	Actuals for 1996-97		
	Non - Plan Rs.	Plan Rs.	Total Rs.
C - Economic Services - <i>Contd.</i>			
(i) Science, Technology and Environment -			
3425 - Other Scientific Research -			
01 - Survey of India -			
102 - Assistance to Scientific bodies			
800 - Other Expenditure	4,41,008	...	4,41,008
	-----	-----	-----
Total	4,41,008	...	4,41,008
	-----	-----	-----
Total- C (i) - Science, Technology and Environment			
	4,41,008	...	4,41,008
	-----	-----	-----
(j) General Economic Service -			
3451 - Secretariat - Economic Service -			
090 - Secretariat	16,08,56,931	2,91,24,714	18,99,81,645
091 - Attached Offices	50,00,310	...	70,00,310
	20,00,000		
101 - Planning Commission - Planning Board	81,37,696	19,62,802	1,01,00,498
	-----	-----	-----
Total	17,39,94,937	3,10,87,516	20,70,82,453
	20,00,000		
	-----	-----	-----
3452 - Tourism -			
01 - Tourist Infrastructure -			
101 - Tourist Centre	37,46,958	4,31,000	41,77,958
800 - Other Expenditure	57,21,986	1,71,81,342	2,29,03,328
	-----	-----	-----
Total - 01	94,68,944	1,76,12,342	2,70,81,286
	-----	-----	-----
80 - General -			
001 - Direction and Administration	11,12,654	...	11,12,654
003 - Training	6,12,500	93,300	7,05,800
800 - Other Expenditure	1,11,99,591	36,96,222	1,48,95,813
	-----	-----	-----
Total - 80	1,29,24,745	37,89,522	1,67,14,267
	-----	-----	-----
Total - 01 and 80	2,23,93,689	2,14,01,864	4,37,95,553
	-----	-----	-----
3454 - Census Surveys and Statistics -			
01 - Census -			
800 - Other Expenditure	22,37,106	...	22,37,106
	-----	-----	-----
Total - 01	22,37,106	...	22,37,106
	-----	-----	-----
02 - Surveys and Statistics -			
110 - Gazetteer and Statistical Memoirs	29,99,918	...	29,99,918
111 - Vital Statistics	5,85,399	...	5,85,399
800 - Other Expenditure	4,50,40,298	15,80,390	4,66,20,688
	-----	-----	-----
Total - 02	4,86,25,615	15,80,390	5,02,06,005
	-----	-----	-----
Total - 01 and 02	5,08,62,721	15,80,390	5,24,43,111
	-----	-----	-----

STATEMENT NO. 12 - Contd.
(Figures in italics represent charged expenditure)

Heads	Actuals for 1996-97		
	Non - Plan Rs.	Plan Rs.	Total Rs.
C-Economic Services-concl.			
(j) General Economic Services-concl.			
3456 - Civil Supplies -			
001 - Direction and Administration	2,16,32,858	...	2,16,32,858
800 - Other Expenditure	37,46,520	47,44,596	84,91,116
Total	2,53,79,378	47,44,596	3,01,23,974
3475 - Other General Economic Services -			
106 - Regulation of Weight and Measures	2,04,61,509	5,44,543	2,10,06,052
200 - Regulation of Other Business Undertakings	16,68,487	...	16,68,487
201 - Land Ceilings (Other than Agricultural land)	1,27,03,098	...	1,27,07,098
Total	3,48,33,094	5,44,543	3,53,77,637
Total - C (j) - General Economic Services	30,74,63,819	5,93,58,909	36,88,22,728
	<i>20,00,000</i>		
Total - C - Economic Services	1,244,03,82,329	957,19,11,794	2,201,93,60,452
	<i>66,33,715</i>	<i>4,32,614</i>	
D - Grants-in-Aid and Contributions -			
3604 - Compensation and Assignments to Local Bodies and Panchyati Raj Institutions -			
101 - Land Revenue	5,99,598	...	5,99,598
103 - Entertainment Tax	20,38,69,771	...	20,38,69,771
106 - Taxes on Vehicles	4,45,25,160	...	4,45,25,160
200 - Other Miscellaneous Compensations and Assignments	87,37,79,862	65,26,33,950	152,64,13,812
800 - Other Expenditure		1,04,09,860	1,04,09,860
Total	112,27,74,391	66,30,43,810	178,58,18,201
Total-D-Grants-in-Aid and Contributions	112,27,74,391	66,30,43,810	178,58,18,201
Total-Expenditure Heads (Revenue Account)	6,749,10,04,166	1,649,54,43,234	10,362,35,28,669
	<i>1,963,66,48,655</i>	<i>4,32,614</i>	

STATEMENT NO. 12 - *Contd.*
(*Figures in italics represent charged expenditure*)

Heads	Non-Plan Rs.	Actuals for 1996-97 Plan Rs.	Total Rs.
A - Capital Account of General Services -			
4059 - Capital Outlay on Public Works -	1,35,20,009	35,79,21,706 <i>24,30,081 (x)</i>	37,38,71,796
Total-A-Capital Account of General Services	1,35,20,009	35,79,21,706 <i>24,30,081</i>	37,38,71,796
B - Capital Account of Social Services -			
(a) Capital Account of Education, Sports, Art and Culture -			
4202 - Capital Outlay on Education, Sports, Art and Culture	...	15,14,54,297 (y)	15,14,54,297
Total-B(a) - Capital Account of Education, Sports, Art and Culture	...	15,14,54,297	15,14,54,297
(b) Capital Account of Health and Family Welfare -			
4210 - Capital Outlay on Medical and Public Health	...	16,66,60,375 <i>1,56,224 (z)</i>	16,68,16,599
4211 - Capital Outlay on Family Welfare	...	(-)1,769 (a)	(-)1,769
Total - B(b) - Capital Account of Health and Family Welfare	...	16,66,58,606 <i>1,56,224</i>	16,68,14,830
(c) Capital Account of Water Supply, Sanitation, Housing and Urban Development -			
4216 - Capital Outlay on Housing	3,01,55,037	16,59,43,830	19,60,98,867
4217 - Capital Outlay on Urban Development	...	81,97,268	81,97,268
Total - B(c)-Capital Account of Water Supply, Sanitation, Housing and Urban Development	3,01,55,037	17,41,41,098	20,42,96,135
(d) Capital Account of Information and Broadcasting -			
4220 - Capital Outlay on Information and Publicity
Total - B(d) - Capital Account of Information and Broadcasting
(e) Capital Account of Welfare of Scheduled Castes, Scheduled Tribes and Other Backward Classes -			
4225 - Capital Outlay on Welfare of Scheduled Castes, Scheduled Tribes and Other Backward Classes	...	2,91,93,810	2,91,93,810
Total - B(e) - Capital Account of Welfare of Scheduled Castes, Scheduled Tribes and Other Backward Classes -	...	2,91,93,810	2,91,93,810
(g) Capital Account of Other Social Welfare and Nutrition			
4235 - Capital Outlay on Social Security and Welfare	(-) 2,50,000 (a)	1,84,00,000	1,81,50,000
Total - B(g) Capital Account of Social Welfare and Nutrition	(-) 2,50,000	1,84,00,000	1,81,50,000

(x) Excludes Rs. 3,58,500 spent out of advance from the Contingency Fund during the year, but not recouped to the Fund till the close of the year.

(y) Excludes Rs. 1,79,800 spent out of advance from the Contingency Fund during the year, but not recouped to the Fund till the close of the year.

(z) Excludes Rs. 1,81,385 spent out of advance from the Contingency Fund during the year, but not recouped to the Fund till the close of the year.

(a) Minus figure is due to deduct to receipts and recoveries on Capital Expenditure.

STATEMENT NO. 12 - *Contd.*
(*Figures in italics represent charged expenditure*)

Heads	Actuals for 1996-97		
	Non-Plan Rs.	Plan Rs.	Total Rs.
B - Capital Account of Social Services - <i>concl'd.</i>			
(h) Capital Account of Other Social Services -			
4250 - Capital Outlay on Other Social Services	...	1,55,29,904	1,55,29,904
Total - B(h) - Capital Account of Other Social Services	...	1,55,29,904	1,55,29,904
Total - B - Capital Account of Social Service	2,99,05,037	55,53,77,715 <i>1,56,224</i>	58,54,38,976
C - Capital Account of Economic Services -			
(a) Capital Account of Agriculture and Allied Activities -			
4401 - Capital Outlay on Crop Husbandry	...	5,57,903	5,57,903
4403 - Capital Outlay on Animal Husbandry	...	1,35,83,384	1,35,83,384
4404 - Capital Outlay on Dairy Development	...	4,35,48,515	4,35,48,515
4405 - Capital Outlay on Fisheries	3,73,52,000	10,52,635	3,84,04,635
4407 - Capital Outlay on Plantation	...	87,50,000	87,50,000
4408 - Capital Outlay on Food Storage and Warehousing	3,49,51,016	38,78,333	3,88,29,349
4415 - Capital Outlay on Agricultural Research and Education	...	2,20,501	2,20,501
4425 - Capital Outlay on Co-operation	2,49,97,904	6,21,15,565	8,71,13,469
4435 - Capital Outlay on Other Agricultural Programmes	...	3,14,084	3,14,084
Total - C(a)- Capital Account of Agriculture and Allied Activities	9,73,00,920	13,40,20,920	23,13,21,840
(b) Capital Account of Rural Development -			
4515 - Capital Outlay on Other Rural Development Programmes	...	56,79,928	56,79,928
Total - C (b)-Capital Account of Rural Development	...	56,79,928	56,79,928
(c) Capital Account of Special Area Programmes -			
4551 - Capital Outlay on Hill Areas	...	87,50,000	87,50,000
4575 - Capital Outlay on Other Special Areas Programme	...	25,93,78,368	25,93,78,368
Total - C (c) - Capital Account of Special Area Programme	...	26,81,28,368	26,81,28,368
(d) Capital Account of Irrigation and Flood Control -			
4701 - Capital Outlay on Major and Medium Irrigation	...	112,69,05,934	112,96,08,396
		<i>27,02,462</i> (x)	
4702 - Capital Outlay on Minor Irrigation	1,60,786	43,87,75,837	43,89,36,623
4705 - Capital Outlay on Command Area Development	...	1,91,41,732	1,91,41,732
4711 - Capital Outlay on Flood Control Projects	...	59,32,70,530	59,36,80,339
		<i>4,09,809</i> (y)	
Total - C(d) - Capital Account of Irrigation and Flood Control	1,60,786	217,80,94,033 <i>31,12,271</i>	218,13,67,090
(e) Capital Account of Energy -			
4801 - Capital Outlay on Power Projects	821,02,82,009	...	821,02,82,009
Total - C(e) - Capital Account of Energy	821,02,82,009	...	821,02,82,009

(x) Includes Rs. 26,91,962 spent out of advance from the Contingency Fund during 1995-96 and recouped to the Fund during the year and excludes Rs. 6,02,623 spent out of advance from the Contingency Fund during the year, but not recouped to the Fund till the close of the year.

(y) Includes Rs. 4,09,809 spent out of advance from the the Contingency Fund during 1995-96 and recouped to the Fund during the year.

STATEMENT NO. 12 - *Concl'd.*
(*Figures in italics represent charged expenditure*)

Heads	Non-Plan Rs.	Actuals for 1996-97 Plan Rs.	Total Rs.
C - Capital Account of Economic Services - <i>Cont'd.</i>			
(f) Capital Account of Industry and Minerals -			
4851 - Capital Outlay on Village and Small Industries	67,62,500	1,71,38,532	2,39,01,032
4856 - Capital Outlay on Petro-Chemical Industries	...	118,19,00,000	118,19,00,000
4858 - Capital Outlay on Engineering Industries	2,30,00,000	8,00,000	2,38,00,000
4859 - Capital Outlay on Telecommunication and Electronic Industries	...	5,85,00,000	5,85,00,000
4860 - Capital Outlay on Consumer Industries	3,50,000	2,18,00,000	2,21,50,000
4875 - Capital Outlay on Other Industries	...	2,47,155	2,47,155
4885 - Capital Outlay on Industries and Minerals	...	15,14,58,985	15,14,58,985
Total - C(f) - Capital Account of Industry and Minerals	2,97,62,500 <i>3,50,000</i>]	143,18,44,672	146,19,57,172
(g) Capital Account of Transport -			
5054 - Capital Outlay on Roads and Bridges	43,18,792	102,96,34,772 <i>3,69,963</i> (x)]	103,43,23,527
5055 - Capital Outlay on Road Transport	...	2,02,80,467	2,02,80,467
5056 - Capital Outlay on Inland Water Transport	...	2,96,59,700	2,96,59,700
Total - C(g) - Capital Account of Transport	43,18,792	107,95,74,939 <i>3,69,963</i>]	108,42,63,694
(j) Capital Account of General Economic Services			
5452 - Capital Outlay on Tourism	...	30,00,000	30,00,000
5465 - Capital outlay on Investment in General Financial Trading Institution -	...	4,21,04,900	4,21,04,900
5475 - Capital Outlay on Other General Economic Services	17,33,821	...	17,33,821
Total - C(j) - Capital Account of General Economic Services	17,33,821	4,51,04,900	4,68,38,721
Total - C - Capital Account of Economic Services	834,35,58,828 <i>3,50,000</i>]	514,24,47,760 <i>34,82,234</i>]	1,348,98,38,822
Total - Expenditure Heads (Capital Account)	838,69,83,874 <i>3,50,000</i>]	605,57,47,181 <i>60,68,539</i>]	1,444,91,49,594
Grand Total - Expenditure	7,587,79,88,040 <i>1,963,69,98,655</i>]	2,255,11,90,415 <i>65,01,153</i>]	11,807,26,78,263

(x) Includes Rs. 1,83,107 was spent out of advance from the Contingency Fund during 1995-96 and recouped to the Fund during the year ; Excludes Rs. 25,200 spent out of advance from the Contingency Fund during the year, but not recouped to the Fund till the close of the year.

**STATEMENT NO. 13 - DETAILED STATEMENT OF CAPITAL EXPENDITURE
DURING AND TO END OF THE YEAR 1996 - 97.**

Name of expenditure 1	Expenditure during 1996-97			Expenditure to end of 1996-97 5 Rs.
	Non-Plan	Plan	Total	
	2 Rs.	3 Rs.	4 Rs.	
Expenditure Heads (Capital Account)				
A-Capital Account of General Services -				
4058 - Capital Outlay on Stationery & Printing -				
103 - Government Presses -				
Setting up of new press for				
High Court and Legislature	53,85,040
Total - 4058 - Capital Outlay on	-----	-----	-----	-----
Stationery and Printing	53,85,040
-----	-----	-----	-----	-----
4059 - Capital Outlay on Public Works -				
01 - Office Buildings -				
051 - Construction -				
Construction of buildings for				
City Civil and Session Court	52,86,578
Construction of New Office buildings				
on Government land at Hastings Street	88,86,747
Construction of buildings at Raiganj for				
accommodation of Border Security Force	55,47,632
Construction of 5 storeyed Barracks				
etc. for Tallygunj police Lines,				
Russa Road, Calcutta	58,86,258
Construction of Administrative				
Training Block, Bidhannagar	1,19,07,500
Construction of buildings for additional				
accommodation of High Court, Calcutta	65,36,764
Construction of Purta Bhavan, Salt Lake				
Other schemes each costing Rs.50 lakhs				
and less.	1,35,20,009	34,93,20,712	36,28,40,721	2,24,24,84,280
Total-051 -Construction	1,35,20,009	34,93,20,712	36,28,40,721	2,29,55,56,319
-----	-----	-----	-----	-----
201 -Acquisition of Land	...	1,00,31,075	1,00,31,075	5,65,05,871
799 -Suspense	(-) 27,28,333
Total - 01 - Office Buildings	1,35,20,009	35,93,51,787	37,28,71,796	2,34,93,33,857
-----	-----	-----	-----	-----
60-Other Buildings-				
051-Construction	...	10,00,000	10,00,000	25,86,498
-----	-----	-----	-----	-----
Total-4059-Capital Outlay on Public works	1,35,20,009	36,03,51,787	37,38,71,796	235,19,20,355
-----	-----	-----	-----	-----
Total-A-Capital Account of General Services	1,35,20,009	36,03,51,787	37,38,71,796	2,35,73,05,395
-----	-----	-----	-----	-----

STATEMENT NO. 13 - Contd.

Name of expenditure 1	Expenditure during 1996-97			Expenditure to end of 1996-97 5 Rs.
	Non-Plan 2 Rs.	Plan 3 Rs.	Total 4 Rs.	
B-Capital Account of Social Services -				
(a) Capital Account of Education, Sports Art and Culture -				
4202 -Capital Outlay on Education, Sports, Art and Culture -				
01 -General Education-				
201 -Elementary Education -				
Expansion of Basic Education	57,41,564
Other schemes each costing Rs. 50 Lakhs and less	...	4,62,439	4,62,439	83,78,992
Total-201-Elementary Education	...	4,62,439	4,62,439	1,41,20,556
202 -Secondary Education —				
Multipurpose Schools	58,41,214
Improvement and Expansion of Teachers' Training facilities	1,71,38,046
Development of Government Secondary Schools	...	10,68,460	10,68,460	3,80,78,336
Other Schemes each costing Rs 50 lakhs and less	60,91,388
Total-202 - Secondary Education	...	10,68,460	10,68,460	6,71,48,984
203 -University and Higher Education -				
Development of university and Higher Education	64,41,269
Establishment of new Government Colleges	...	53,91,992	53,91,992	1,59,32,629
Development of other Government Colleges	...	1,07,69,306	1,07,69,306	14,61,51,856
Other schemes each costing Rs. 50 lakhs and less	2,84,27,456
Total - 203 - University and Higher Education	...	1,61,61,298	1,61,61,298	19,69,53,210
Total - 01 - General Education				
	...	1,76,92,197	1,76,92,197	27,82,22,750
02 -Technical Education -				
104 -Polytechnics -				
Polytechnic Diploma Course	...	80,35,701	80,35,701	12,57,81,738
105 -Engineering/Technical Colleges and Institutes -				
Development of Regional Institute of Printing Technology	22,86,380
Development of B.E. College	97,87,416
Development of Engineering Colleges	...	2,84,75,977	2,84,75,977	18,85,22,101
Promotion of new Engineering Colleges at Salt Lake	4,15,01,972
Development & modernisation of Polytechnic Education in Assistance from World Bank.	...	8,14,16,332	8,14,16,332	32,99,78,032
Other schemes each costing Rs. 50 lakhs and less	3,25,09,797
Total-105-Engineering/Technical Colleges and Institutes	...	10,98,92,309	10,98,92,309	60,45,85,698
Total-02-Technical Education	...	11,79,28,010	11,79,28,010	73,03,67,436

STATEMENT NO. 13 - Contd.

Name of expenditure I	Expenditure during 1996-97			Expenditure to end of 1996-97 5 Rs.
	Non-Plan	Plan	Total	
	2 Rs.	3 Rs.	4 Rs.	
B - Capital Account of Social Services- <i>contd.</i>				
(a) Capital Account of Education, Sports, Art & Culture- <i>concl.</i>				
4202 - Capital Outlay on Education, Sports, Art and Culture - <i>concl.</i>				
03- Sports and Youth Services - Sports stadium -				
101- Youth Hostels				1,49,14,458
Construction of State youth centre at Calcutta				1,37,246
800- Other Expenditure —				
Netaji Indoor Stadium				2,93,18,722
Stadium Complex at Bidhannagar				99,96,966
Other Schemes each costing Rs. 50 lakhs and less		26,19,598	26,19,598	2,25,88,204
Total - 800 - Other Expenditure		26,19,598	26,19,598	6,19,03,892
Total - 03 - Sports and Youth Services		26,19,598	26,19,598	7,69,55,596
04- Art and Culture -				
101- Fine Arts Education -				
Buildings for Government Colleges for Arts and Crafts, Calcutta.		1,64,990	1,64,990	79,42,448
104- Archives -				
Development of State Archives		40,77,271	40,77,271	2,04,71,317
105 -Public Libraries -				
Library Services		65,36,441	65,36,441	5,02,84,131
106 - Museums -				
Other schemes each costing Rs. 50 lakhs and less				97,878
797 - Transfers to/from Reserve Fund and Deposit Accounts				(-) 9,15,000
Total - 106 Museums				(-) 8,17,122
800 - Other Expenditure-				
Strengthening of Educational Administration				1,57,74,410
Other Schemes each costing Rs. 50 lakhs and less				1,36,30,856
Total - 800 - Other Expenditure				2,94,05,266
Total - 04 - Art and Culture		1,07,78,702	1,07,78,702	10,72,86,040
80 - General				
001 - Direction & Administration -				
(1) Strengthening of Educational Administration.		24,35,790	24,35,790	68,69,717
(2) Reorientation of school Education Directorate				20,08,538
Total - 80 - General		24,35,790	24,35,790	88,78,255
Total - 4202 - Capital Outlay on Education, Sports, Art and Culture.		15,14,54,297	15,14,54,297	120,17,10,077
Total - B(a)-Capital Account of Education Sports, Art and Culture.		15,14,54,297	15,14,54,297	120,17,10,077

STATEMENT NO. 13 - Contd.

Name of expenditure 1	Expenditure during 1996-97			Expenditure to end of 1996-97 5 Rs.
	Non-Plan	Plan	Total	
	2 Rs.	3 Rs.	4 Rs.	
B - Capital Account of Social Services - Contd.				
(b) Capital Account of Health and Family welfare				
4210 - Capital Outlay on Medical and Public Health -				
01 - Urban Health Service -				
102 - Employees State Insurance Scheme	42,644
104 - Medical Stores Depot- Other Schemes each costing Rs. 50 lakhs and less	40,69,461
110 - State Health System Development Project	...	6,61,94,823	6,61,94,823	6,61,94,823
800 - Other Expenditure -				
Improvement and expansion of General hospitals	26,83,65,360
Establishment of T.B. Hospitals	55,97,510
Improvement and Treatment facilities in existing teaching Hospitals	1,26,73,493
Hospitals for Tuberculosis and Leprosy	69,27,339
Improvement of Hospitals at District and Sub-divisional Headquarters	...	3,41,72,586	3,41,72,586	57,78,62,150
Improvement and expansion of Hospitals other than Sadar and sub-divisional Hospitals	12,40,84,951
Establishment of Health Centre Other schemes each costing Rs. 50 lakhs and less	30,22,99,238
	4,70,35,500
Total - 800 - Other Expenditure	...	3,41,72,586	3,41,72,586	134,48,45,541
Total - 01 - Urban Health Services	...	10,03,67,409	10,03,67,409	141,51,52,469
02 - Rural Health Services -				
796 - Tribal Area Sub Plan -				
Other Schemes each costing Rs. 50 lakhs and less	69,67,096
800 - Other Expenditure -				
Homoeopathic system of medicine	1,89,41,584
Special Component Plan for Scheduled Castes - Ayurvedic system of medicine	1,39,14,075
Minimum needs Programme - Establishment of Health Centre	5,16,43,047
Promotion of Primary Health Care Services	...	3,74,02,861	3,74,02,861	50,46,24,989
Upgradation of State Rural Administration	1,33,08,656
Other schemes each costing Rs. 50 lakhs and less	1,60,41,477
Total - 800 - Other Expenditure	...	3,74,02,861	3,74,02,861	61,84,73,828
Total - 02 - Rural Health Services	...	3,74,02,861	3,74,02,861	62,54,40,924

STATEMENT NO - 13 - Contd.

Name of expenditure 1	Expenditure during 1996-97			Expenditure to end of
	Non-Plan 2 Rs.	Plan 3 Rs.	Total 4 Rs.	1996-97 5 Rs.
B - Capital Account of Social Services - <i>contd.</i>				
(b) Capital Account of Health and Family Welfare - <i>concl.</i>				
4210 - Capital Outlay on Medical and Public Health - <i>contd.</i>				
03 - Medical Education Training and Research -				
105 - Allopathy -				
Establishment and improvement of State Medical Colleges	5,53,67,612
Training of Nurses	1,62,27,347
Under Graduate Medical Education	...	76,290	76,290	76,290
Improvement of undergraduate medical education	9,79,43,495
Postgraduate Medical Education & Research	...	2,38,01,776	2,38,01,776	5,98,77,962
Other schemes each costing Rs. 50 lakhs and less	1,27,27,006
Total - 105 - Allopathy -	...	2,38,78,066	2,38,78,066	24,22,19,712
796 - Tribal Area Sub-Plan -				
Other schemes each costing Rs. lakhs and less	...	23,60,772	23,60,772	2,51,02,406
Total - 03 - Medical, Education Training and Research	...	2,62,38,838	2,62,38,838	26,73,22,118
04 - Public Health -				
200 - Other Programmes —				
Other schemes each costing Rs. 50 lakhs and less	...	28,07,491	28,07,491	2,63,85,710
Total - 04 - Public Health	...	28,07,491	28,07,491	2,63,85,710
80 - General -				
800 - Other Expenditure -				
Strengthening of State Health Organisation	31,48,833
Total - 80 - General	31,48,833
Total - 4210 - Capital Outlay on Medical and Public Health	...	16,68,16,599	16,68,16,599	233,74,50,054
4211 - Capital Outlay on Family Welfare-				
101 - Rural Family welfare service-				
Establishment and maintenance of rural Family Welfare Centres and Sub-centres.	7,76,32,706
108 - Selected Area Programmes -				
Indian Population Project	...	(-) 1,769	(-) 1,769(a)	79,83,60,336
800 - Other Expenditure -				
Other schemes each costing Rs. 50 lakhs and less	40,87,186
Total - 4211 - Capital Outlay on Family Welfare	...	(-) 1,769	(-) 1,769	88,00,80,228
Total-B(b)-Capital Account of Health and Family Welfare	...	16,68,14,830	16,68,14,830	321,75,30,282

(a) - Minus expenditure is due to deduct receipts and recoveries on capital expenditure.

STATEMENT NO 13 - Contd

Name of expenditure 1	Expenditure during 1996-97			Expenditure to end of 1996-97 5 Rs.
	Non-Plan	Plan	Total	
	2 Rs.	3 Rs.	4 Rs.	
B - Capital Account of Social Services - contd.				
(c) Capital Account of Water Supply, Sanitation, Housing and Urban Development -				
4216 - Capital Outlay on Housing -				
01 - Government Residential Buildings -				
106 - General Pool Accommodation — Construction	...	1,22,49,322	1,22,49,322	17,25,32,285
Machinery and Equipment	9,58,464
Total - 106 - General Pool Accommodation	...	1,22,49,322	1,22,49,322	17,34,90,749
107 - Police Housing - Police Housing Scheme	...	54,21,834	54,21,834	104,68,08,289
700 - Other Housing - Suspense	23,95,140	...	23,95,140	1,40,27,766
Total - 01 - Govt. Residential Buildings	23,95,140	1,76,71,156	2,00,66,296	123,43,26,804
02 - Urban Housing - 191 - Investments in Cooperatives — Housing Cooperatives	1,94,40,000
800 - Other Expenditure - Purchase of Flats at Salt Lake from West Bengal Housing Board	...	32,67,466	32,67,466	1,46,72,825
Salt Lake Scheme	6,27,90,685	...	6,27,90,685	54,05,09,673
Subsidised Industrial Housing Scheme	8,46,49,682
Rental Housing Scheme	...	11,27,76,791	11,27,76,791	64,96,93,842
Low Income Group Housing Scheme	...	2,56,72,439	2,56,72,439	14,31,46,791
Middle Income Group Housing Scheme	6,29,61,473
Haldia Industrial Housing Project	84,85,826
Land Acquisition and Development Scheme	...	65,55,978	65,55,978	28,50,01,276
Other Scheme each costing Rs. 50 lakhs and less	(-) 3,50,30,788	...	(-) 3,50,30,788	(-) 52,83,39,122
Total - 800 - Other Expenditure	2,77,59,897	14,82,72,674	17,60,32,571	126,07,82,266
Total - 02 - Urban Housing	2,77,59,897	14,82,72,674	17,60,32,571	128,02,22,266
03 - Rural Housing - 800 - Other Expenditure - Village Housing Scheme	4,78,575
Total - 03 - Rural Housing	4,78,575

(x) Minus figure is due to deduct receipts and recoveries on capital expenditure.

STATEMENT NO 13 - Contd.

Name of expenditure 1	Expenditure during 1996-97			Expenditure to end of 1996-97 5
	Non-Plan 2 Rs.	Plan 3 Rs.	Total 4 Rs.	
B - Capital Account of Social Services - <i>contd.</i>				
(c) Capital Account of Water Supply, Sanitation, Housing and Urban Development- <i>concl.</i>				
4216 -Capital Outlay on Housing - <i>concl.</i>				
80 -General-				
190 -Investments in Public Sector and Other Undertakings -				
West Bengal Housing Board	(-) 40,53,085
Total -80 - General	(-) 40,53,085
Total -4216 - Capital Outlay on Housing	3,01,55,037	16,59,43,830	19,60,98,867	251,09,74,560
4217 -Capital Outlay on Urban Development -				
60 -Other Urban Development Schemes -				
051 -Construction -				
Haldia Development Scheme	...	71,97,268	71,97,268	9,23,84,234
Greater Calcutta Development Scheme	9,77,10,011
Kalyani Township Scheme	1,50,64,805
Other Schemes each costing Rs. 50 lakhs and less	...	10,00,000	10,00,000	2,36,51,899
Total - 051 - Construction	...	81,97,268	81,97,268	22,88,10,949
Total - 60 - Other urban Development Scheme	...	81,97,268	81,97,268	22,88,10,949
Total - 4217 - Capital Outlay on Urban Development	...	81,97,268	81,97,268	22,88,10,949
Total - B(c) - Capital Account of Water Supply, Sanitation, Housing and Urban Development	3,01,55,037	17,41,41,098	20,42,96,135	273,97,85,509
(d) Capital Account of Information and Broadcasting-				
4220 -Capital Outlay on Information and publicity -				
01 -Films -				
190 -Investments in Public Sector and other Undertakings -				
Setting up of colour film laboratory in Calcutta	5,11,55,760
Other Schemes each costing Rs. 50 lakhs and less	35,94,301
Total -190 - Investments in Public Sector and other undertakings	5,47,50,061
201 -Studios —				
Acquisition of studios	87,18,507
Total - 01 - Films	6,34,68,568

STATEMENT NO 13 - Contd.

Name of expenditure I	Expenditure during 1996-97			Expenditure to end of 1996-97 5 Rs.
	Non-Plan	Plan	Total	
	2 Rs.	3 Rs.	4 Rs.	
B - Capital Account of Social Services - contd.				
(d) Capital Account of Information and Broadcasting - conclud.				
4220 - Capital outlay on information and Publicity - Conclud.				
60 - Others -				
101 - Buildings -				
Construction of Mini-Theatre at Information Centre	60,63,403
Construction of popular Theatre Complex	1,83,22,131
Construction of Buildings for siliguri Information Centre	1,56,22,950
Film Theatre and Film Archives	2,36,28,288
Other Schemes each costing Rs. 50 lakhs and less	1,76,17,388
Total -101 - Buildings	8,12,54,160
Total -60 - Others	8,12,54,160
Total -4220 - Capital Outlay on Information and publicity	14,47,22,728
Total - B(d) - Capital Account of Information and Broadcasting	14,47,22,728
(e) Capital Account of Welfare of Scheduled Castes, Scheduled Tribes and Other Backward Classes -				
4225 - Capital Outlay on Welfare of Scheduled Castes Scheduled Tribes and Other Backward Classes -				
01 - Welfare of Scheduled Castes -				
190 - Investments in Public Sector and Other Undertakings -				
West Bengal Scheduled Castes and Scheduled Tribes Development and Finance Corporation	32,75,37,122
Share Capital Contribution to the West Bengal Scheduled Castes and Scheduled Tribes Development and Finance Corporation	...	2,35,00,000	2,35,00,000	35,97,78,017
Total - 190 - Investment in Public Sector and Other Undertakings	...	2,35,00,000	2,35,00,000	68,73,15,139
Total - 01 - Welfare of Scheduled Castes	...	2,35,00,000	2,35,00,000	68,73,15,139
02 - Welfare of Scheduled Tribes-				
190 - Investments in Public Sector and Other Undertakings -				
Tribal Area Sub-Plan (Contribution to different corporations etc.)	...	5,00,000	5,00,000	15,29,75,909
Share Capital Contribution to the West Bengal SC and ST Development and Finance Corporation	...	24,93,810	24,93,810	63,79,987
Total - 190 - Investment in Public Sector and other undertakings	...	29,93,810	29,93,810	15,93,55,896

STATEMENT NO 13 - Contd.

Name of expenditure 1	Expenditure during 1996-97			Expenditure to end of 1996-97 5 Rs.
	Non-Plan 2 Rs.	Plan 3 Rs.	Total 4 Rs.	
B - Capital Account of Social Services - contd.				
(e) Capital Account of Welfare of Scheduled Castes, Scheduled Tribes and Other Backward Classes - conclud.				
4225 - Capital Outlay on Welfare of Scheduled Castes, Scheduled Tribes and Other Backward Classes - conclud.				
02 - Welfare of Scheduled Tribes - conclud.				
800 - Other Expenditure -				
Other Schemes each costing Rs. 50 lakhs and less				
	1,03,94,055
Total - 02 - Welfare of Scheduled Tribes	...	29,93,810	29,93,810	16,97,49,951
03 - Welfare of Backward classes				
190 - Investment in Public Sector & other undertakings				
State contribution to Share Capital of the W.B. Backward classes Development & Finance Corporation				
	...	27,00,000	27,00,000	27,00,000
Total - 03 - Welfare of Backward Classes	...	27,00,000	27,00,000	27,00,000
Total - 4225 - Capital Outlay on Welfare of Scheduled Castes Scheduled Tribes & Other Backward Classes	...	2,91,93,810	2,91,93,810	85,97,65,090
Total - B(e) - Capital Account of Welfare of Scheduled Castes Scheduled Tribes & Other Backward Classes	...	2,91,93,810	2,91,93,810	85,97,65,090
(g) Capital Account of Social Welfare and Nutrition-				
4235 - Capital Outlay on Social Security and Welfare -				
01 - Rehabilitation-				
201 - Other Rehabilitation Schemes				
	(-) 2,50,000	...	(-) 2,50,000	21,47,37,658
Total - 01 - Rehabilitation	(-) 2,50,000	...	(-) 2,50,000	21,47,37,658
02 - Social Welfare -				
101 - Welfare of Handicapped -				
Welfare of Education of Handicapped				
	2,980
104 - Welfare of aged, infirm and destitute -				
Welfare of poor and destitute				
	4,20,712
190 - Investment in Public Sector & other undertakings				
800 - Other Expenditure -				
Other schemes each costing Rs. 50 lakhs and less				
	...	1,84,00,000	1,84,00,000	1,84,00,000
	40,13,206
Total - 02 - Social Welfare	...	1,84,00,000	1,84,00,000	2,28,36,898
Total - 4235 - Capital Outlay on Social Security and Welfare	(-) 2,50,000	1,84,00,000	1,81,50,000	23,75,74,556
Total - B(g) - Capital Account of social Welfare and Nutrition.	(-) 2,50,000	1,84,00,000	1,81,50,000	23,75,74,556
(h) Capital Account of Other Social Services -				
4250 - Capital Outlay on Other Social Services -				
191 - Investments in Cooperatives -				
Labour Cooperatives				
	22,83,550
201 - Labour -				
Labour Welfare Centre and Holiday Homes				
	...	70,32,841	70,32,841	4,19,51,453
Draftsmen Training				
	64,92,109
Upgradation of I.T.I. for improving the quality of training				
	...	58,62,746	58,62,746	4,22,60,417
Expansion of craftsmen Training				
	...	25,38,815	25,38,815	2,12,00,568
Centrally Sponsored New Schemes				
	1,25,97,169
Other Schemes each costing Rs. 50 lakhs and less				
	...	94,004	94,004	1,19,40,324
Total - 201 - Labour	...	1,55,28,406	1,55,28,406	13,64,42,040

(x) Minus expenditure is due to deduct receipts and recoveries on Capital expenditure.

STATEMENT NO 13 - Contd.

Name of expenditure 1	Expenditure during 1996-97			Expenditure to end of 1996-97 5 Rs.
	Non-Plan 2 Rs.	Plan 3 Rs.	Total 4 Rs.	
B-Capital Account of Social Services - <i>concl.</i>				
(h) Capital Account of Other Social Services - <i>concl.</i>				
4250 - Capital Outlay on Other Social Services - <i>concl.</i>				
203 - Employment -				
Expansion of Craftsman Training	...	1,498	1,498	3,96,67,176
800 - Other Expenditure -				
Other Schemes each costing Rs. 50 lakhs and less	46,73,740
Total-4250-Capital Outlay on Other Social Services	...	1,55,29,904	1,55,29,904	18,30,66,506
Total-B(h)-Capital Account of Other Social Services	...	1,55,29,904	1,55,29,904	18,30,66,506
Total-B-Capital Account of Social Services	2,99,05,037	55,55,33,939	58,54,38,976	858,41,54,748
C-Capital Account of Economic Services -				
(a) Capital Account of Agriculture and Allied Activities -				
4401 - Capital Outlay on Crop Husbandry -				
001 - Direction & Administration -				
Construction of office buildings in Districts	47,20,000
103 - Seeds -				
Establishment of seed Multiplication Farm	2,01,06,257
Establishment and Development of Seeds and Horticulture farms	2,40,58,767
Other Schemes each costing Rs. 50 lakhs and less	32,21,422
Total - 103 - Seeds	4,73,86,446
104 - Agricultural Farms -				
Other Schemes each costing Rs. 50 lakhs and less	...	3,14,717	3,14,717	42,05,012
105 - Manures and Fertilisers -				
Establishment and Development of soil testing services	60,63,857
107 - Plant Protection -				
State plant Protection Organisation	2,88,309
108 - Commercial Crops	2,52,432
113 - Agricultural Engineering -				
Setting up of Mechanical Compost Plant	18,90,955
Other Schemes each costing Rs. 50 lakhs and less	15,136
Total - 113 - Agricultural Engineering	19,06,091
119 - Horticulture and Vegetable Crops -				
Re-organisation of Horticultural Research and development	1,25,392

STATEMENT NO 13 - *Contd.*

Name of expenditure I	Expenditure during 1996-97			Expenditure to end of 1996-97 5 Rs.
	Non-Plan	Plan	Total	
	2 Rs.	3 Rs.	4 Rs.	
C - Capital Account of Economic Services - <i>contd.</i>				
(a) Capital Account of Agriculture and Allied Activities - <i>contd.</i>				
4401 - Capital Outlay on Husbandry - <i>concl'd.</i>				
190 - Investment in Public Sector and Other Undertakings -				
Investment in West Bengal Agro-Industries corporation	5,71,49,900
Investment in West Bengal State Seed Development Corporation Contribution to Share Capital	...	2,00,000	2,00,000	2,26,00,000
Other Schemes each costing Rs. 50 lakhs and less	9,78,497
Total-190-Investments in Public Sector and other Undertakings	...	2,00,000	2,00,000	8,07,28,397
191 - Investments in cooperatives -				
Farming Cooperatives	27,20,260
796 - Tribal Areas Sub-Plan-				
World Bank Project on Agricultural Development	5,95,21,774
Other schemes each costing Rs.-50 lakhs and less	29,10,291
Total-796-Tribal Area Sub-Plan	6,24,32,065
800 - Other Expenditure -				
Other schemes each costing Rs. 50 lakhs and less	...	43,186	43,186	1,18,14,494
Total-4401-Capital Outlay on Crop Husbandry	...	5,57,903	5,57,903	22,26,42,755
4402 - Capital Outlay on Soil and Water Conservation -				
101 - Soil Survey and Testing- Soil Testing Service	19,73,792
800 - Other Expenditure -				
Other schemes each costing Rs 50 lakhs and less	45,91,634
Total-4402-Capital Outlay on soil and Water Conservation	65,65,426

STATEMENT NO 13 - Contd.

Name of expenditure I	Expenditure during 1996-97			Expenditure to end of 1996-97 5
	Non-Plan 2 Rs.	Plan 3 Rs.	Total 4 Rs.	
C - Capital Account of Economic Services - contd.				
(a) Capital Account of Agriculture and Allied Activities - contd.				
4403 - Capital Outlay on Animal Husbandry-				
101 - Veterinary Services and Animal Health-				
Biological Production division	...	8,102	8,102	1,15,43,909
Establishment of Veterinary Hospital, Polytechnic etc.	...	1,74,904	1,74,904	1,13,17,255
Other schemes each costing Rs. 50 lakhs and less	1,28,78,147
Total-101-Veterinary Services and Animal Health	...	1,83,006	1,83,006	3,57,39,311
102 - Cattle and Buffalo Development -				
Resettlement of Khatalas	4,30,43,684
Intensive Cattle Development Project	1,79,84,050
Resettlement of City-kept animals	1,37,16,028
Artificial Insemination Centre	...	1,68,624	1,68,624	78,03,817
C.S.S. Extension of frozen scheme Technology	...	31,10,087	31,10,087	4,41,75,384
Other schemes each costing Rs. 50 lakhs and less	1,01,76,346
Total-102-Cattle and Buffalo Development	...	32,78,711	32,78,711	13,68,99,309
103 - Poultry Development-				
Intensive Egg and Poultry Production (x)	2,14,14,690
Egg and Poultry Marketing and Trading Centre (y)	1,31,65,277
Poultry Development scheme	72,63,828
Other schemes each costing Rs. 50 lakhs and less	...	21,63,498	21,63,498	2,08,10,681
901 - Deduct-Receipts and Recoveries on Capital Account-				
Intensive Egg and Poultry Production	(-) 1,18,45,959
Egg and Poultry Marketing and Trading Centre	(-) 31,13,545
Total-103-Poultry Development	...	21,63,498	21,63,498	4,76,94,972
104 - Sheep & wool Development Sheep rearing centres & other infrastructure for sheep / goats				
	...	1,55,862	1,55,862	3,53,726
Net Expenditure				
(x) Intensive Egg and Poultry Production	95,68,731
(y) Egg and Poultry Marketing and Trading centre	1,00,51,732

STATEMENT NO 13 - Contd.

Name of expenditure 1	Expenditure during 1996-97			Expenditure to end of 1996-97 5
	Non-Plan	Plan	Total	
	2 Rs.	3 Rs.	4 Rs.	
C - Capital Account of Economic Services - contd.				
(a) Capital Account of Agriculture and Allied Activities - contd.				
4403 - Capital Outlay on Animal Husbandry - conclud.				
105 - Piggery Development	15,274
106 - Other Livestock Development - State Livestock Farm (x)	2,03,98,734
901 - Deduct-Receipts and Recoveries on Capital Account	(-) 1,18,15,751
107 - Fodder and food Development -				
Balanced Cattle Feed	1,30,29,110
World Bank Forestry Project	...	69,64,745	69,64,745	1,67,97,031
Other schemes each costing Rs. 50 lakhs and less	2,03,33,428
Total - 107 - Fodder and Feed Development	...	69,64,745	69,64,745	5,01,59,569
109 - Extension and Training-				
Strengthening of Inservice Training of Veterinary field assistants	4,01,095
190 - Investments in Public Sector and Other Undertakings-				
Modernisation of Slaughter Houses	1,15,63,618
Investments in West Bengal Livestock- Processing Development Corporation	1,84,15,600
Total - 190 - Investment in Public Sector and other undertakings	2,99,79,218
796 - Tribal Area Sub-Plan-				
State Veterinary Hospital	5,03,919
800 - Other Expenditure				
State Veterinary Hospital	1,34,88,908
Other schemes each costing Rs. 50 lakhs and less	...	8,37,562	8,37,562	31,59,896
Total - 800 - Other Expenditure	...	8,37,562	8,37,562	1,66,48,804
Total - 4403 - Capital Outlay on Animal Husbandry	...	1,35,83,384	1,35,83,384	31,71,45,894
4404 - Capital Outlay on Dairy Development -				
102 - Dairy Development Projects-				
Machinery & Equipment	...	3,06,793	3,06,793	81,27,678
Establishment of Fodder Balancing	4,31,70,373
Establishment of New City Dairy	3,02,37,631
Rural Dairy extension	...	1,50,00,000	1,50,00,000	1,50,00,000
Other schemes each costing Rs. 50 lakhs and less	99,53,847
Total-102-Dairy Development Projects	...	1,53,06,793	1,53,06,793	10,64,89,529
110 - Greater Calcutta Milk Supply Scheme(y)	...	81,08,364	81,08,364	144,10,48,975
901 - Deduct-Receipts and recoveries on Capital Account(y)	(-) 101,07,99,713
Net Expenditure:-				
(x) State Livestock Farm	85,82,983
(y) Greater Calcutta Milk supply scheme	...	81,08,364	81,08,364	43,02,49,262

STATEMENT NO 13 - Contd.

Name of expenditure 1	Expenditure during 1996-97			Expenditure
	Non-Plan	Plan	Total	to end of
	2 Rs.	3 Rs.	4 Rs.	5 Rs.
C-Capital Account of Economic Services - <i>contd.</i>				
(a) Capital Account of Agriculture and Allied Activities- <i>contd.</i>				
4404 - Capital Outlay on Dairy Development - <i>concl'd</i>				
111 - Durgapur Milk Supply Scheme(y)	...	2,92,756	2,92,756	3,01,88,043
901 - Deduct-Receipts and recoveries on Capital Account(y)	(-) 1,38,57,454
112 - Burdwan Milk Supply Scheme	1,40,94,287
113 - Krishnanagar Milk Supply Scheme	...	84,000	84,000	1,40,93,596
190 - Investments in Public Sector and Other Undertakings				
Investments in West Bengal Dairy and Poultry Development Corporation	...	20,00,000	20,00,000	2,19,51,815
191 - Investments in Cooperatives-				
Dairy Cooperatives	...	94,00,000	94,00,000	2,21,03,300
800 - Other Expenditure -				
Milk Product Factory at Salt Lake	54,06,467
Long distant Transport	...	83,56,602	83,56,602	1,03,82,216
Total - 800 - Other Expenditure -	...	83,56,602	83,56,602	1,57,88,683
Total - 4404 - Capital Outlay on Dairy Development	...	4,35,48,515	4,35,48,515	64,11,01,061
4405 - Capital Outlay on Fisheries-				
101 - Inland Fisheries -				
Share Capital contribution in Fishing Crafts including N.C.D.C. Assistance	2,20,60,000	...	2,20,60,000	7,33,51,650
102 - Estuarine/Brackish Water Fisheries				
Coastal and Estuarine Fisheries	4,21,596
190 - Investments in Public Sector and Other Undertakings-				
Investments in State Fisheries Development Corporation	1,79,00,000
Share Capital Contribution to West Bengal State Fisheries Development Corporation	1,11,66,200
Share Capital Contribution to Seed Development Corporation Ltd.for purchase of Equity Shares	78,90,000
Share Capital Contribution to Primary/Central Cooperative Fisheries	1,25,63,320
Other Investments each costing Rs.50 lakhs and less (West Bengal Fishermen's Cooperative Federation Ltd.)	56,01,150
Total-190-Investments in Public Sector and Other Undertakings	5,51,20,670
Net Expenditure :-				
(y) Durgapur Milk Supply Scheme	...	2,92,756	2,92,756	1,63,30,589

STATEMENT NO 13 - Contd.

Name of expenditure I	Expenditure during 1996-97			Expenditure to end of 1996-97 Rs.
	Non-Plan	Plan	Total	
	2 Rs.	3 Rs.	4 Rs.	
C - Capital Account of Economic Services - <i>contd.</i>				
(a) Capital Account of Agriculture and Allied Activities - <i>contd.</i>				
4405 - Capital Outlay on Fisheries - <i>concl'd.</i>				
191 - Investments in Cooperatives-				
Fishermen's Cooperatives	1,52,92,000	10,52,635	1,63,44,635	2,64,39,495
800 - Other Expenditure-				
Hatchery Complex	61,35,000
Other Schemes each costing Rs.50 lakhs and less	33,74,202
Total - 800-Other Expenditure	95,09,202
Total - 4405-Capital Outlay on Fisheries	3,73,52,000	10,52,635	3,84,04,635	16,48,42,613
4406 - Capital Outlay on Forestry and Wild Life -				
01 - Forestry -				
190 - Investments in Public Sector and Other Undertakings -				
Investments in West Bengal Forest Development Corporation	4,55,04,955
Investments in West Bengal Wasteland Development Corporation	24,00,000
Total-190 - Investment in Public sector & other undertaking	4,79,04,955
800 - Other Expenditure -				
Other Schemes each costings Rs. 50 lakhs and less	13,500
Total-4406-Capital Outlay on Forestry and wild life	4,79,18,455
4407 - Capital Outlay on Plantation-				
01 - Tea -				
190 - Investments in Public Sector and Other Undertakings -				
Investment in West Bengal Tea Development Corporation	...	87,50,000	87,50,000	7,42,80,000
60 - Others -	7,66,019
800 - Other Expenditure - Sisal Plantation
Total-4407-Capital Outlay on Plantation	...	87,50,000	87,50,000	7,50,46,019
4408 - Capital Outlay on Food Storage and Warehousing				
01 - Food -				
101 - Procurement and Supply -				
Grain Purchase Scheme	779,69,84,917
Supply of Food Grains to police and Wholetime N.V.F. Personnel	379,96,29,169
Sugar Purchase Scheme	27,86,98,986
Supply of rice at subsidised rates to the Landless Agricultural Labourers	12,89,68,409	...	12,89,68,409	50,55,70,984

STATEMENT NO 13 - Contd.

Name of expenditure	Expenditure during 1996-97			Expenditure to end of 1996-97
	Non-Plan	Plan	Total	
	2	3	4	
	Rs.	Rs.	Rs.	Rs.
C - Capital Account of Economic Services - <i>contd.</i>				
(a) Capital Account of Agriculture and Allied Activities - <i>contd.</i>				
4408 - Capital Outlay on Food, Storage and Warehousing - <i>concl.</i>				
901 - Deduct-Receipts and recoveries on Capital Account-				
Grain Purchase Scheme(x)	(-) 759,97,90,077
Supply of Food Grains to Police and whole time
N.V.F. Personnel(y)	(-) 380,72,36,270
Sugar Purchase Scheme(z)	(-) 27,93,53,124
Food Grain Storage	4,97,70,762
Supply of rice at subsidised rate to the
Agricultural Labourers	(-)12,89,68,409	...	(-) 12,89,68,409	(-)50,55,70,984
Other schemes each costing Rs. 50 lakhs and less	(-) 90,66,740
Total-101-Procurement and supply	22,96,37,623
190 - Investments in Public Sector and Other Undertakings -				
Investment in West Bengal Essential				
Commodities supply corporation				
Total-01-Food	93,00,000
02 - Storage and Warehousing-				
101 - Rural Godown Programmes -				
Setting up of seeds farm	70,54,680
Seeds Storage for Every 20 Villages	71,44,809
Other Schemes each costing Rs. 50 lakhs and less	3,31,46,351
Total - 101 - Rural Godown Programmes	4,73,45,840
190 - Public Sector and Other Undertakings -				
Investment in West Bengal State				
Warehousing Corporation.				
800 - Other Expenditure	3,35,70,000
Other Schemes each costing Rs. 50 lakhs and less	3,49,51,016	38,78,333	3,88,29,349	19,78,62,543
Total-02-Storage and Warehousing	3,49,51,016	38,78,333	3,88,29,349	27,87,78,383
Total-4408-Capital Outlay on Food Storage and Warehousing	3,49,51,016	38,78,333	3,88,29,349	51,77,16,006
4415 - Capital Outlay on Agricultural Research and Education-				
01 - Crop Husbandry -				
004 - Research -				
Reorganisation of Agricultural Research and Problem oriented research in West Bengal.	1,17,47,210
Investment and Establishment of Krishi projukti Centre	67,15,248
Other Schemes each costing Rs. 50 lakhs and less	...	2,20,501	2,20,501	42,37,783
Total - 004 - Research	...	2,20,501	2,20,501	2,27,00,241
Net Expenditure :-				
(x) Grain purchase Scheme	19,71,94,840
(y) Supply of food grains to Police and whole time N.V.F. personnel	(-) 76,07,101
(z) Sugar purchase Scheme	(-) 6,54,138

STATEMENT NO 13 - *Contd.*

Name of expenditure I	Expenditure during 1996-97			Expenditure to end of 1996-97 5 Rs.
	Non-Plan 2 Rs.	Plan 3 Rs.	Total 4 Rs.	
C-Capital Account of Economic Service - <i>contd.</i>				
(a) Capital Account of Agriculture and Allied Activities - <i>contd.</i>				
4415 - Capital Outlay on Agricultural Research and Education - <i>concl.</i>				
01 - Crop Husbandry - <i>concl.</i>				
277 - Education -				
Other Schemes each costing Rs. 50 lakhs and less	42,29,668
Total - 01 - Crop Husbandry	...	2,20,501	2,20,501	2,69,29,909
02 - Soil and Water Conservation -				
004 - Research -				
Other schemes each costing Rs. 50 lakhs and less	30,81,246
Total - 02 - Soil and Water Conservation	30,81,246
Total - 4415 - Capital Outlay on Agricultural Research and Education	...	2,20,501	2,20,501	3,00,11,155
4425 - Capital Outlay on Co-operation -				
106 - Investment in Multipurpose Rural Cooperatives - Warehousing and Marketing				
Cooperatives	1,49,85,000	86,45,375	2,36,30,375	38,40,17,586
Processing Cooperatives	50,00,000	4,14,000	54,14,000	14,52,10,220
Consumer's Cooperatives	36,09,000	11,35,000	47,44,000	10,50,65,111
Total - 106 - Investment in Multipurpose Rural Cooperatives	2,35,94,000	1,01,94,375	3,37,88,375	63,42,92,917
107 - Investment in Credit Cooperatives-				
Credit Cooperatives	14,03,904	5,14,86,190	5,28,90,094(x)	39,82,10,957
108 - Investments in other Cooperatives-				
Cooperative Spinning Mills	12,33,77,000
Other Cooperatives	...	4,35,000	4,35,000	1,00,06,877
Total - 108 - Investment in Other Cooperatives	...	4,35,000	4,35,000	13,33,83,877
796 - Tribal Area Sub-Plan				
Total - 4425 - Capital Outlay on Co-operation	2,49,97,904	6,21,15,565	8,71,13,469	116,63,83,001

(x) Net expenditure shown after recovery of Rs. 36,81,409 from gross expenditure of Rs.5,65,71,503

STATEMENT NO 13 - Contd.

Name of expenditure 1	Expenditure during 1996-97			Expenditure to end of 1996-97 5 Rs.
	Non-Plan	Plan	Total	
	2 Rs.	3 Rs.	4 Rs.	
C - Capital Account of Economic Services - contd.				
(a) Capital Account of Agriculture and Allied Activities - concld.				
4435 - Capital Outlay on Other Agricultural Programmes -				
01 - Marketing and Quality Control -				
101 - Marketing Facilities -				
Development of Farms to Market link road	...	2,40,218	2,40,218	7,72,26,302
Development of regulated Markets	2,14,05,548
Other schemes each costing Rs. 50 lakhs and less	...	73,866	73,866	72,52,302
Total - 101 - Marketing Facilities	...	3,14,084	3,14,084	10,58,84,152
796 - Tribal Area Sub-Plan	21,60,864
Total - 01 - Marketing and Quality Control	...	3,14,084	3,14,084	10,80,45,016
Total - 4435 - Capital Outlay on Other Agricultural Programme	...	3,14,084	3,14,084	10,80,45,016
Total - C(a) - Capital Account of Agriculture and Allied Activities	9,73,00,920	13,40,20,920	23,13,21,840	329,74,17,401
(b) Capital Account of Rural Development -				
4515 - Capital Outlay on other Rural Development Programme				
101 - Panchayati Raj	97,47,607
102 - Community Development	...	56,79,928	56,79,928	9,50,09,426
103 - Rural Development Central Sector (New scheme)	26,36,521
800 - Other Expenditure - Setting up of a training Centre	57,59,716
Total - 4515 - Capital Outlay on other Rural Development Programme	...	56,79,928	56,79,928	11,31,53,270
Total-C(b)-Capital Account of Rural Development	...	56,79,928	56,79,928	11,31,53,270
(c) Capital Account of Special Areas Programme -				
4551 - Capital Outlay on Hill Areas -				
60 - Other Hill Areas -				
190 - Investments in Public Sector and Other Undertakings				
Setting up of West Bengal Tea Development Corporation Ltd.	...	87,50,000	87,50,000	3,17,27,426
Total - 4551 - Capital Outlay on Hill Areas.	...	87,50,000	87,50,000	3,17,27,426
4575 - Capital Outlay on other special Areas Programmes -				
60 - Others -				
800 - Other Expenditure -				
Border Area Development Programme	...	25,42,79,936	25,42,79,936	61,13,26,021
Drought Prone Areas Programme	26,62,902
Development of Digha	...	50,98,432	50,98,432	8,26,97,455
Total - 800 - Other Expenditure -	...	25,93,78,368	25,93,78,368	69,66,86,378

STATEMENT NO 13 - Contd.

Name of expenditure 1	Expenditure during 1996-97			Expenditure to end of 1996-97 5 Rs.
	Non-Plan	Plan	Total	
	2 Rs.	3 Rs.	4 Rs.	
C-Capital Account of Economic Services- <i>contd.</i>				
(c) Capital Account of Special Areas Programme - <i>concl.</i>				
4575 - Capital Outlay on other Special Areas Programme- <i>concl.</i>				
60 - Others - <i>concl.</i>				
901 - Deduct - Receipts and recoveries on Capital Account.	(-) 36,11,898
Total - 60 - Others	...	25,93,78,368	25,93,78,368	69,30,74,480
Total - 4575 - Capital Outlay on Other Special Areas Programme	...	25,93,78,368	25,93,78,368	69,30,74,480
Total C(c)-Capital Account of Special Areas Programme	...	26,81,28,368	26,81,28,368	72,48,01,906
(d) Capital Account of Irrigation and Flood Control-				
4701 - Capital Outlay on Major and Medium Irrigation-				
01 - Major Irrigation-Commercial-				
101 - Mayurakshi Reservoir Project	...	1,09,64,037	1,09,64,037	32,02,38,658
102 - Kangsabati Reservoir Project	...	11,83,57,184	11,83,57,184	185,43,42,340
103 - Damodar Valley Project	...	8,83,83,559	8,83,83,559	160,23,32,880
104 - Teesta Barrage Project	...	75,21,91,450	75,21,91,450	572,50,67,993
109 - Subarnarekha Barrage Project	...	6,51,07,910	6,51,07,910	13,34,15,245
Total-01-Major Irrigation-Commercial	...	103,50,04,140	103,50,04,140	963,53,97,116
03 - Medium Irrigation-Commercial-				
101 - Saharajore Irrigation Project	1,89,64,908
102 - Hinglow Irrigation Project	...	2,65,36,804	2,65,36,804	12,38,65,095
800 - Other Schemes -				
Damodar Canal Project	1,28,19,313
Midnapur Canal Project	83,06,728
Karatowa-Talma Irrigation Scheme	58,32,858
Other schemes each costing Rs. 50 lakhs and less	7,61,779
Total - 800 - Other Schemes	2,77,20,678
Total - 03 - Medium Irrigation-Commercial	...	2,65,36,804	2,65,36,804	17,05,50,681
04 - Medium Irrigation - non-Commercial				
101 - Medium Irrigation Scheme-				
Development of River Reserch Institute	1,53,29,919
Barabhum Irrigation Scheme	...	8,07,158	8,07,158	2,25,89,952
Other schemes each costing Rs. 50 lakhs and less	...	6,72,60,294	6,72,60,294	55,63,81,095
Total - 101 - Medium Irrigation Scheme	...	6,80,67,452	6,80,67,452	59,43,00,966
Total - 04 - Medium Irrigation Non-Commercial	...	6,80,67,452	6,80,67,452	59,43,00,966
Total - 4701 - Capital Outlay on Major & Medium Irrigation -	...	112,96,08,396	112,96,08,396	1,040,02,48,763

STATEMENT NO 13 - Contd.

Name of expenditure	Expenditure during 1996-97			Expenditure to end of 1996-97
	Non-Plan	Plan	Total	
	2	3	4	
	Rs.	Rs.	Rs.	Rs.
C-Capital Account of Economic Services-contd.				
(d) Capital Account of Irrigation and Flood Control-contd.				
4702 - Capital Outlay on Minor Irrigation-				
101 - Surface Water -				
Tank Improvement	6,23,477
Surface Drainage and Irrigation Scheme	...	33,52,860	33,52,860	7,57,91,106
River Lift Irrigation	...	3,17,03,362	3,17,03,362	69,87,90,793
Conversion of diesel run River Lift-Irrigation Scheme into electrically operated scheme	4,44,57,040
World Bank Project on Development of Minor Irrigation-River-Lift-Irrigation Special Component Plan for Scheduled Castes- Conversion of diesel run River-Lift-Irrigation scheme into electrically operated scheme	1,27,71,421
River Lift Irrigation	...	33,00,481	33,00,481	3,74,82,729
Surface drainage and Irrigation Scheme	...	12,104	12,104	1,94,04,174
West Bengal Project on Dev. of minor Irrigation River-Lift Irrigation Surface Drainage on Irrigation -(ii) RIDF Project of NABARD on Development of Minor Irrigation -(b) State Share- River Lift Irrigation -(ii) RIDF Project of NABARD on Development of Minor Irrigation -(B) Completion of Incomplete Schemes outside WBMIP - PUMP HOUSE & Pipeline (b) State Share - Conversion of Diesel Operated River Lift Irrigation Schemes into electrically operated ones (ii) RIDP Project of NABARD on Development of Minor Irrigation (B) Completion of incomplete Schemes outside WBMIP (b) State Share (ii) Cost of energisation to be paid to WBSEB - Conversion of Diesel Operated RLI Schemes into electrically operated ones-(ii) RIDF Project of NABARD on Development of Minor Irrigation (B) Completion of incomplete Schemes outside WBMIP- (b) State Schemes (i) Pump Set and Pump House installation - Surface Drainage and Irrigation -(ii) RIDF Project of NABARD on Development of Minor Irrigation (a) NABARD Loan- River Lift Irrigation -(ii) RIDF Project on Development of Minor Irrigation -(A) Completion of incomplete Schemes of WBMIP- (a) NABARD Loan- River Lift Irrigation- (ii) RIDF Project of NABARD on Development of Minor Irrigation -(B) Completion of incomplete Schemes outside WBMIP- Pump House and Pipeline- (a) Nabard Loan - Conversion of Doesel Operated River Lift Irrigation Schemes into electrically operated ones -(ii) RIDF Project of NABARD on Development of Minor Irrigation -(A) Completion of incomplete Schemes of WBMIP - Energisation (a) NABARD Loan - Conversion of Diesel Operated River Lift Irrigation Schemes into electrically operated ones- (ii) RIDF Project of NABARD on Development of Minor Irrigation (B) Completion of incomplete Schemes outside WBMIP - (a) NABARD Loan -(i) Pump House and Pump Set Installation - Conversion of Diesel Operated River Lift Irrigation Schemes into electrically operated ones-(ii) RIDF Project of NABARD on Development of Minor Irrigation (B) Completion of Incomplete Schemes outside WBMIP (a) NABARD Loan (ii) Cost of energisation to be paid to WBSEB - Special Component Plan for Scheduled Castes - Conversion of Diesel-run RLI Schemes into electrically operated Schemes (ii) RIDF Project of NABARD on Development of MI -(B) Completion of Incomplete Schemes outside WBMIP -(a) NABARD Loan -(ii) Cost of energisation to be paid WBSEB -	...	42,86,193	42,86,193	42,86,193
	...	3,84,07,681	3,84,07,681	3,84,07,681
	...	5,86,28,537	5,86,28,537	5,86,28,537
	...	43,03,355	43,03,355	43,03,355
	...	41,01,834	41,01,834	41,01,834
	...	95,49,834	95,49,834	95,49,834
	...	2,06,19,847	2,06,19,847	2,06,19,847
	...	46,13,177	46,13,177	46,13,177
	...	2,22,99,329	2,22,99,329	2,22,99,329
	...	1,76,68,342	1,76,68,342	1,76,68,342
	...	4,22,66,781	4,22,66,781	4,22,66,781

STATEMENT NO 13 - Contd.

Name of expenditure I	Expenditure during 1996-97			Expenditure to end of 1996-97 5 Rs.
	Non-Plan	Plan	Total	
	2 Rs.	3 Rs.	4 Rs.	
C - Capital Account of Economic Services Contd				
(d) - Capital Account of Irrigation & Flood Control Contd				
Special Component Plan for Scheduled Castes - Conversion of Diesel-run RLI Schemes into electrically operated Schemes -(ii) RIDF Project of NABARD on Dev. of MI- (A) Comple- tion of Incomplete Schemes of WBMIP - Energisation (a) NABARD Loan -	...	71,36,608	71,36,608	71,36,608
Special Component Plan for Scheduled Castes - River Lift Irrigation (ii) RIDF Project of NABARD on Dev. of MI - (A) Completion of incomplete Schemes of WBMIP -(a) NABARD Loan -	...	1,49,24,855	1,49,24,855	1,49,24,855
Special Component Plan for Scheduled Castes Surface Drainage and Irrigation Schemes (ii) RIDF Project of NABARD on Development of MI - (b) State Share -	...	22,34,968	22,34,968	22,34,968
Special Component Plan for Scheduled Castes - Conversion of Diesel-run RLI Schemes into electrically operated Schemes (ii) RIDF Project of NABARD on Development of MI -(B) Completion of Incomplete Schemes outside WBMIP (a) NABARD Loan -	...	23,04,703	23,04,703	23,04,703
(i) Pump House and Pump set Installation - Special Component Plan for Scheduled Castes - River Lift Irrigation (ii) RIDF Project of NABARD on Development of MI -(B) Completion of Incomplete Schemes outside WBMIP -	...	62,85,998	62,85,998	62,85,998
(a) NABARD Loan - Special Component Plan for Scheduled Castes - Surface and Drainage and Irrigation Schemes (ii) RIDF Project of NABARD on Development of MI - (a) NABARD Loan -	...	7,43,813	7,43,813	7,43,813
Special Component Plan for Scheduled Castes - River Lift Irrigation (ii) RIDF Project of NABARD on Development of MI - (B) Completion of Incomplete Schemes outside WBMIP -Pump House & Pipeline -(b) State Share	...	80,69,900	80,69,900	80,69,900
Total - 101 - Surface Water	...	30,68,14,562	30,68,14,562	129,26,72,948
102 - Ground Water-				
Deep Tube-Well Irrigation	...	31,83,418	31,83,418	48,19,10,331
Special Component Plan for scheduled castes - World Bank Project on Development of Minor Irrigation, Deep Tube-Well and Medium Duty Tube-wells.	...	1,14,47,342	1,14,47,342	75,33,70,678
Special Component plan for Scheduled Castes- World Bank Project on Development of Minor Irrigation Deep Tube-wells and Medium Duty Tube-wells-	...	61,29,463	61,29,463	16,73,66,879
Private Tube-wells including filter points	3,02,41,828
Deep Tube-well Irrigation	2,89,55,488
Conversion of Diesel run Tube-wells into electrically operated scheme	87,96,568
Drilling of New Tube-wells etc.	1,30,84,420
Drilling of new Tube-wells in place of defunct ones -	...	28,55,268	28,55,268	28,55,268
Deep Tubewell & Irrigation -(ii) RIDF Project of NABARD on Dev. of Minor Irrigation completion of incomplete Scheme under WBMIP - (a) NABARD Loan -	...	3,00,26,658	3,00,26,658	3,00,26,658
Special Component Plan for Scheduled Castes - Deep Tubewell Irrigation -(ii) RIDF Project of NABARD on Development of Minor Irrigation completion of incomplete Schemes inder WBMIP - (a) NABARD Loan	...	31,24,214	31,24,214	31,24,214
Total - 102 - Ground Water.	...	5,67,66,363	5,67,66,363	151,97,32,332

STATEMENT NO 13 - Contd.

Name of expenditure 1	Expenditure during 1996-97			Expenditure to end of 1996-97 5 Rs.
	Non-Plan	Plan	Total	
	2 Rs.	3 Rs.	4 Rs.	
C - Capital Account of Economic Services- contd.				
(d) - Capital Account of Irrigation and Flood Control -contd.				
190 - Investments in public Sector and other Undertakings- Contribution to share Capital Investment- West Bengal State Minor Irrigation Corporation	11,99,00,000
796 - Tribal Area Sub-Plan	...	4,52,94,175	4,52,94,175	14,43,32,137
800 - Other Expenditure -				
Minor Irrigation Scheme	2,89,15,453
Survey and investigation of Ground Water and Surface Water Resources	...	26,92,097	26,92,097	5,48,30,773
Construction of Office buildings at District and Sub-divisional levels under the Department of Agriculture	...	29,37,664	29,37,664	2,08,67,361
World Bank Project on Development of Minor Irrigation cost of energisation of Minor Irrigation scheme Payable to West Bengal State Electricity Board	17,01,95,141
Construction of Store cum Inspection Bungalow	...	2,23,693	2,23,693	1,36,25,117
Special component plan for scheduled castes - World Bank Project on development of minor Irrigation-Cost of energisation of Minor Irrigation schemes payable to West Bengal State Electricity Board	...	4,960	4,960	2,47,45,306
World Bank Project on Construction of Administrative Building	2,34,23,768
Cost of energisation to be paid to W.B.S.E.B. RIDF Project of NABARD on Dev. of MI (a) NABARD Loan -	...	1,54,11,351	1,54,11,351	1,54,11,351
Special Component Plan for S.C.-Cost of energisation to be paid to WBSEB RIDF Project of NABARD on Dev. of MI other charges NABARD Loan -	...	83,59,200	83,59,200	83,59,200
Other schemes each costing Rs. 50 lakhs and less	1,60,786	2,71,772	4,32,558	73,81,077
Total - 800 - Other Expenditure -	1,60,786	2,99,00,737	3,00,61,523	36,77,54,547
Total - 4702 - Capital Outlay on Minor Irrigation	1,60,786	43,87,75,837	43,89,36,623	3,44,43,91,964
4705 - Capital Outlay on Command Area Development Programme-				
800 - Other Expenditure -				
Other schemes each costing Rs. 50 lakhs and less	...	1,91,41,732	1,91,41,732	26,12,15,913
Total - 4705 - Capital Outlay on Command Area Development Programme	...	1,91,41,732	1,91,41,732	26,12,15,913
4711 - Capital Outlay on Flood Control Project-				
01 - Flood Control-				
103 - Civil Works -				
North Bengal River Commission and execution of flood control scheme	...	9,47,88,392	9,47,88,392	92,62,80,704
Mahananda Embankment scheme	...	1,65,47,139	1,65,47,139	20,48,91,869
Other schemes each costing Rs. 50 lakhs and less	...	22,03,67,422	22,03,67,422	192,86,80,276
Total - 103 - Civil Works	...	33,17,02,953	33,17,02,953	305,98,52,849
Total - 01 - Flood Control	...	33,17,02,953	33,17,02,953	305,98,52,849
02 - Anti-Sea-Erosion Project-				
103 - Civil Works	...	1,07,11,639	1,07,11,639	3,91,34,363
Total - 02 - Anti-Sea-Erosion Project	...	1,07,11,639	1,07,11,639	3,91,34,363

STATEMENT NO 13 - Contd.

Name of expenditure 1	Expenditure during 1996-97			Expenditure to end of 1996-97 5 Rs.
	Non-Plan 2 Rs.	Plan 3 Rs.	Total 4 Rs.	
	C - Capital Account of Economic Services - <i>contd.</i>			
(d) Capital Account of Irrigation and Flood Control - <i>concl'd</i>				
4711 - Capital Outlay on Flood Control Project - <i>concl'd</i>				
03 - Drainage - <i>concl'd.</i>				
103 - Civil Works - <i>concl'd.</i>				
03 - Drainage -				
103 - Civil Works -				
Sonarpur-Arapanch Drainage Scheme	1,59,74,932
Bagjola-Ghuni-Jatragachi Drainage Scheme	1,01,75,703
Maliar Beel Drainage Scheme	70,18,581
Bhuri Shyamsundar Beel Drainage Scheme	1,93,13,691
Contai Basin Drainage Scheme	...	5,63,166	5,63,166	1,29,58,461
Nowai Basin Drainage Scheme	...	13,75,175	13,75,175	5,21,01,017
Sealdagong Basin Drainage Scheme	1,85,51,716
Resuscitation of River Keleghye	...	17,52,201	17,52,201	6,99,86,866
Lower Damodar Drainage Scheme	...	1,75,52,345	1,75,52,345	40,71,42,088
Dubda Basin Drainage Scheme	8,40,44,650
East Mograhat Drainage Scheme	...	74,69,901	74,69,901	15,17,45,625
Construction of 100 Nos. Drainage sluices at Sunderbon	91,67,387
Three Drainage Schemes for relieving drainage congestion at Ghatal Areas	1,88,03,685
Katakhal Khal Drainage Scheme	...	4,11,517	4,11,517	1,27,52,390
West Mograhat Drainage Scheme	4,60,19,238
Urgent development work at Sundarbon	...	6,63,66,659	6,63,66,659	52,89,37,372
Ghea-Kunti Basin Drainage Scheme	...	5,95,76,918	5,95,76,918	34,48,31,328
Tamluk Master Plan	...	25,94,645	25,94,645	7,63,27,590
Balighye Drainage Scheme	...	18,05,477	18,05,477	2,83,83,622
Bul Bulli Drainage Scheme	2,25,60,818
Jamuna Basin Drainage Scheme	...	94,06,205	94,06,205	6,47,05,481
Kendra Basin Drainage Scheme	...	24,06,413	24,06,413	2,22,25,304
Tonga Khal Drainage Scheme	84,20,003
Dariadighi-Udbadal Drainage Scheme	72,66,787
Kherai Basin Drainage Scheme	...	22,80,063	22,80,063	2,49,74,663
Harea Kultigung Drainage Scheme	...	48,18,236	48,18,236	5,13,73,448
Kalaichandi Khal Drainage Scheme	...	16,16,404	16,16,404	1,26,30,682
Balarampur Khal Drainage Scheme	...	6,06,179	6,06,179	1,53,36,097
Mayna Basin Drainage Scheme	...	4,97,742	4,97,742	2,33,49,950
Improvement of Wooden Bridge in Canal Division	...	18,86,044	18,86,044	1,54,81,752
Gurguria Basin Drainage Scheme	...	13,52,368	13,52,368	1,24,56,147
New Cut Canal and Circular canal	60,29,605
Other Schemes each costing Rs. 50 lakhs and less	...	6,69,28,089	6,69,28,089	40,46,65,969
Total-103-Civil Works	...	25,12,65,747	25,12,65,747	2,60,57,12,648
Total-03-Drainage	...	25,12,65,747	25,12,65,747	2,60,57,12,648
Total-4711-Capital Outlay on Flood Control	...	59,36,80,339	59,36,80,339	5,70,46,99,860
Total-C (d)-Capital Account of Irrigation and Flood Control	1,60,786	218,12,06,304	218,13,67,090	19,81,05,56,500
(e) Capital Account of Energy -				
4801 - Capital Outlay on Power Projects -				
02 - Thermal Power Generation -				
190 - Investment in Public Sector and Other Undertakings -				
Investment in West Bengal State Electricity Board -	671,71,18,842
Investment in West Bengal Power Development Corporation	821,02,82,009	...	821,02,82,009	16,19,79,64,938
Investment in Durgapur Project Ltd.	63,00,00,000
Total-02-Thermal Power Generation	821,02,82,009	...	821,02,82,009	23,54,50,83,780

STATEMENT NO 13 - *Contd.*

Name of expenditure 1	Expenditure during 1996-97			Expenditure to end of 1996-97 5 Rs.
	Non-Plan 2 Rs.	Plan 3 Rs.	Total 4 Rs.	
C-Capital Account of Economic Services-<i>contd.</i>				
(e) Capital Account of Energy-<i>concl.</i>				
4801 - Capital Outlay on Power Projects- <i>concl.</i>				
05 - Transmission and Distribution-				
800 - Other Expenditure -				
North Calcutta Rural Electrification				
	1,10,08,696
Total-05-Transmission and Distribution	1,10,08,696
80 - General-				
800 - Other Expenditure -				
Other schemes each costing Rs. 50 lakhs and less				
	18,04,579
Total-80-General	18,04,579
Total-4801-Capital Outlay on Power Projects	821,02,82,009	...	821,02,82,009	2,355,78,97,055
Total-C(e)-Capital Account of Energy	821,02,82,009	...	821,02,82,009	2,355,78,97,055
(f) Capital Account of Industry and Minerals-				
4851 - Capital Outlay on Village and Small Industries-				
101 - Industrial Estate-				
Setting up of Industrial Estates				
	3,02,35,515
Other schemes each costing Rs. 50 lakhs and less				
	63,754
Total-101-Industrial Estates	3,02,99,269
102 - Small Scale Industries-				
Construction of Office Buildings				
	...	3,43,973	3,43,973	1,57,94,296
Investment in West Bengal Small Industries Corporation Limited				
	...	45,00,000	45,00,000	3,65,24,000
Investment in West Bengal State Leather Industries Development Corporation				
	71,34,050
Financial Assistance to Ceramic Development Corporation Limited -				
Equity Participation				
	1,36,30,000
Investment in West Bengal Financial Corporation				
	55,00,000
Other Schemes each costing Rs. 50 lakhs and less				
	1,37,20,928
Total-102-Small Scale Industries	...	48,43,973	48,43,973	9,23,03,274
103 - Handloom Industries-				
Work Charged Construction and repairing of Buildings				
	62,39,426
Investment in West Bengal Handloom and Powerloom				
Development Corporation				
	...	5,00,000	5,00,000	1,62,00,000
Scheme for Dying, Bleaching & Printing Plant (Building)				
	14,224
W.B. Handloom & Powerloom Development Corporation				
	1,28,572
Total-103-Handloom Industries	...	5,00,000	5,00,000	2,25,82,222
104 - Handicraft Industries				
Infrastructural additions				
	33,70,372
West Bengal Handicraft				
Development Corporation Investment				
	...	21,00,000	21,00,000	1,07,50,000
Total-104-Handicraft Industries	...	21,00,000	21,00,000	1,41,20,372
105 - Khadi and Village Industries -				
Renovation of Khadi and Village Industries Board				
	29,77,008
Renovation of Hand made Papermills of Khadi & Village Ind. Board				
	2,00,000
Total- 105 - Khadi & Village Industries	31,77,008
106 - Coir Industries -				
Development of Coir Industries				
	14,318

STATEMENT NO 13 - *Contd.*

Name of expenditure 1	Expenditure during 1996-97			Expenditure to end of 1996-97 5 Rs.
	Non-Plan	Plan	Total	
	2 Rs.	3 Rs.	4 Rs.	
<i>C-Capital Account of Economic Services-contd.</i>				
<i>(f) Capital Account of Industry and Minerals-contd.</i>				
<i>4851 - Capital Outlay on Village and Small Industries-contd.</i>				
<i>107 - Sericulture Industries-</i>				
Reorganisation of Sericultural and Silk Industries	...	19,159	19,159	1,81,97,375
Development of Seed Organisation	94,02,364
Block adoption for economic Development for people belong to Scheduled Caste Community	57,10,944
Development of Bivoltine Cocoon Industries	58,76,900
Other schemes each costing Rs. 50 lakhs and less	2,14,48,877
Total-107-Sericulture Industries	...	19,159	19,159	6,06,36,460
<i>190 - Investments in Public Sector and Other Undertakings</i>				
Investment in West Bengal Financial Corporation	75,00,000
Investment in West Bengal Small Industries Corporation Ltd.	9,43,11,931
Investment in West Bengal Leather Industries Development Corporation	1,72,95,620
Silpabarta Printing Press	37,96,990
Investments in West Bengal Ceramic Development Corporation Ltd.	40,62,000
Investment in West Bengal Handloom and Powerloom Development Corporation	6,94,50,840
Share Capital Assistance for Primary Society	1,61,39,753
Investment in West Bengal Resham Silpi Samabaya	83,71,000
Setting up of Spinning Mills in North Bengal	2,12,50,000
Investment in Cooperative Spinning Mills at Serampore	90,87,000
Investment in West Bengal Handicraft Development Corporation	84,43,025
Investment in New Spinning Mills	6,59,65,000
Investment in West Bengal Handicraft Cooperative Society Ltd.	7,70,000
Development Scheme for Powerloom Cooperatives	7,50,000
Investment in ready-made garments Cooperatives	80,000
Share Capital Investment in Coir Cooperatives	77,307
Share Capital Investment in Lac Cooperative Society	1,16,032
Investment in Share Capital of Primary Weavers Cooperative Society	...	17,31,400	17,31,400	56,47,525
Share Capital in housing Cooperative (d) Kalyani Spinning Mills -	...	2,44,000	2,44,000	2,44,000
Loans to Primary Handloom Weavers Cooperative Society for Construction of work shed	1,38,900
Share Capital in Hosiery Cooperatives	...	5,00,000	5,00,000	28,95,000
Equity participation for new spinning mills (1)Kangsabati (2)Tamralipta Cooperative spinning mills-	67,62,500	60,00,000	1,27,62,500	6,29,84,500
State Participation in Share Capital of Paschim Banga Resham Silpi Samabaya Maha Sangh Ltd.	...	12,00,000	12,00,000	32,00,000
Total-190-Investments in Public Sector and Other Undertakings.	67,62,500	96,75,400	1,64,37,900	40,25,76,423

STATEMENT NO 13 - Contd.

Name of expenditure 1	Expenditure during 1996-97			Expenditure to end of 1996-97 5
	Non-Plan 2 Rs.	Plan 3 Rs.	Total 4 Rs.	
C-Capital Account of Economic Services-contd.				
(f) Capital Account of Industry and Minerals-contd.				
4851 - Capital Outlay on village and Small Industries-contd.				
191 - Investments in Cooperatives-				
Industrial Cooperatives	12.81.62.723
796 - Tribal Area Sub-Plan-				
Rural Trade Shed for Small Household Artisans	1.39.032
Total-4851-Capital Outlay on Village and small Industries	67,62,500	1,71,38,532	2,39,01,032	75,40,11,101
4853 - Capital Outlay on Non-ferrous Mining and Metallurgical Industries-				
01 - Mineral Exploration and Development-				
800 - Other Expenditure -				
Other Schemes each costing Rs. 50 lakhs and less	90.690
Total-01-Mineral Exploration and Development	90,690
Total-4853-Capital Outlay on Non-ferrous Mining and metallurgical Industries	90,690
4855 - Capital Outlay on Fertilizer Industries -				
190 - Investments in Public Sector and Other Undertakings-				
Durgapur Fertilizers	22,63,512
Total-4855-Capital Outlay on Fertilizer Industries	22,63,512
4856 - Capital Outlay on Petro-Chemical Industries -				
190 - Investments in Public Sector and Other Undertakings -				
Setting up of a Petro-Chemical Complex at Haldia	...	118,19,00,000	118,19,00,000	236,55,31,191
Coal-based fuels and Chemical Projects	64,36,000
Total-190-Investment in Public Sector and Other Undertakings	...	118,19,00,000	118,19,00,000	237,19,67,191
200 - Other Investments -				
Other schemes each costing Rs. 50 lakhs and less	5,00,000
Total-4856-Capital Outlay on Petro-Chemical Industries	...	118,19,00,000	118,19,00,000	237,24,67,191
4857 - Capital Outlay on Chemicals and Pharmaceutical Industries-				
02 - Drugs and Pharmaceutical Industries-				
190 - Investments in Public Sector and Other Undertakings -				
Durgapur Chemicals Ltd.-Investments	34,50,000
Investment in West Bengal Pharmaceuticals and Phytochemicals Development Corporation	2,57,60,000
Other schemes each costing Rs. 50 lakhs and less	35,000
Total-190-Investments in Public Sector and other undertakings	2,92,45,000
Total-4857-Capital Outlay on Chemicals and Pharmaceuticals Industries.	2,92,45,000

STATEMENT NO 13 - Contd.

Name of expenditure I	Expenditure during 1996-97			Expenditure
	Non-Plan 2 Rs.	Plan 3 Rs.	Total 4 Rs.	to end of 1996-97 5 Rs.
C-Capital Account of Economic Services- <i>contd.</i>				
(f) Capital Account of Industry and Minerals- <i>contd.</i>				
4858 - Capital Outlay on Engineering Industries-				
01 - Electrical Engineering Industries-				
190 - Investments in Public Sector and Other Undertakings -				
Revival of closed and sick Industrial Units	40,00,000*
Total-01-Electrical Engineering Industries	40,00,000
02 - Other Industrial Machinery Industries -				
190 - Investments in Public Sector and Other Undertakings -				
Participation in National Iron and Steel Co. Ltd.	11,50,00,000
Investment in Industrial Equipment Corporation	62,200
Total-02-Other Industrial Machinery Industries	11,50,62,200
03 - Transport Equipment Industries-				
190 - Investments in Public Sector and Other Undertakings -				
Investments in Westing House Saxby Farmer Ltd.	75,00,001
Total-03-Transport Equipment Industries	75,00,001
60 - Other Engineering Industries-				
190 - Investments in Public Sector and Other Undertakings-				
Electro Medical & Allied Industries	2,30,00,000	...	2,30,00,000	2,30,00,000
Revival of closed and Sick Industries	8,07,88,077
Acquisition of the Undertakings of Britania Engineering Co. Ltd.	2,24,32,868
Acquisition of the Undertakings of the Engel India Machine Tools Ltd.-compensation	1,69,75,808
Other schemes each costing Rs. 50 lakhs and less	6,13,09,220
Acquisition of other Industries -51 Compensation	...	8,00,000	8,00,000	8,00,000
Total-190-Investments in Public Sector and Other Undertakings	2,30,00,000	8,00,000	2,38,00,000	20,53,05,973
Total-60-Other Engineering Industries	2,30,00,000	8,00,000	2,38,00,000	20,53,05,973
Total-4858-Capital Outlay on Engineering Industries	2,30,00,000	8,00,000	2,38,00,000	33,18,68,174
4859 - Capital Outlay on Telecommunication and Electronic Industries-				
02 - Electronics-				
190 - Investments in Public Sector and Other Undertakings -				
Investment in West Bengal Electronic Industrial Development Corporation Ltd.	...	5,85,00,000	5,85,00,000	89,18,45,000
Total-02-Electronics	...	5,85,00,000	5,85,00,000	89,18,45,000
Total-4859-Capital Outlay on Telecommunication and Electronic Industries	...	5,85,00,000	5,85,00,000	89,18,45,000

STATEMENT NO 13 - Contd.

Name of expenditure 1	Expenditure during 1996-97			Expenditure
	Non-Plan	Plan	Total	to end of
	2 Rs.	3 Rs.	4 Rs.	5 Rs.
C-Capital Account of Economic Services-contd.				
(f) Capital Account of Industry and Minerals-contd.				
4860 - Capital Outlay on Consumer Industries-				
01 - Textiles-				
190 - Investments in Public Sector and Other				
Undertakings-				
Investment in West Bengal				
State Textile Corporation Ltd.	2,65,50,000
Investment in Mayurakshi Cotton Mills	3,56,08,791
Investment in Kalyani Spinning Mills Ltd.,	3,28,21,000
Investment in West Dinajpur Spinning Mills Ltd.	7,55,73,560
Investment in National Textile Corporation(WBABO)	2,46,00,000
Other schemes each costing Rs. 50 lakhs and less	51,79,567
	-----	-----	-----	-----
Total-190-Investments in Public Sector and other Undertakings	20,03,32,918
	-----	-----	-----	-----
Total - 01 - Textiles	20,03,32,918
	-----	-----	-----	-----
02 - Drugs and Pharmaceuticals -				
190 - Investments in Public Sector and Other Undertakings -				
West Bengal Pharmaceutical and Phyto Chemical Development Corporation-Investment.	...	73,00,000	73,00,000	3,89,37,000
04 - Sugar -				
190 - Investments in Public Sector and Other Undertakings -				
Acquisition of Land and Asset of Sri Radhakrishna Sugar Mills Ltd. (in Liquidation)-Compensation	21,40,000
Investment in West Bengal Sugar Industries Development Corporation Ltd.	...	75,00,000	75,00,000	9,24,13,700
	-----	-----	-----	-----
Total-04-Sugar	...	75,00,000	75,00,000	9,45,53,700
	-----	-----	-----	-----
60 - Others-				
190 - Investments in Public Sector and Other Undertakings -				
Investments in Kolaghat Thermal Power Fly Ash Project	2,58,50,937
Investment in Durgapur Project Ltd.	42,98,73,000
Investment in West Bengal Plywood Allied Products Ltd.	1,00,000
Investment in Saraswati Press Ltd.	2,50,00,000
Investment in Bakreswar Thermal Power Project	2,20,57,000
Other Schemes each costing Rs.50 Lakhs and loss	97,26,000
	-----	-----	-----	-----
Total-190-Investments in Public Sector and Other Undertakings	51,26,06,937
	-----	-----	-----	-----
206 - Distilleries	91,62,000
218 - Salt	5,12,250
600 - Other Expenditure-				
Coke Oven and Gas-				
Scheme for supply of gas in Greater Calcutta	36,94,19,512
Bricks-				
Brick and Tile Board(x)	2,18,36,819
	-----	-----	-----	-----
Net Expenditure :				
(x) Brick and Tile Board	1,54,18,986

STATEMENT NO 13 - Contd.

Name of expenditure 1	Expenditure during 1996-97			Expenditure to end of 1996-97 5 Rs.
	Non-Plan 2 Rs.	Plan 3 Rs.	Total 4 Rs.	
C - Capital Account of Economic Services - <i>contd.</i>				
(f) Capital Account of Industry and Minerals - <i>contd.</i>				
4860 - Capital Outlay on Consumer Industries - <i>concl.</i>				
60 - Others - <i>concl.</i>				
600 - Other Expenditure - <i>concl.</i>				
901 - Deduct-Receipts and recoveries on Capital Account	(-)64,17,833
Acquisition of the undertakings salary press-Lily Biscuit & Co.Pvt. Ltd.	...	70,00,000	70,00,000	70,00,000
Share participation in Sick Jute Mills	4,00,00,000
Other schemes each costing Rs.50 Lakhs and less	3,50,000	...	3,50,000	7,44,94,772
Total-600-Other Expenditure	3,50,000	70,00,000	73,50,000	50,63,33,270
Total-60-Others	3,50,000	70,00,000	73,50,000	1,02,86,14,457
Total-4860-Capital Outlay on Consumer Industries	3,50,000	2,18,00,000	2,21,50,000	1,36,24,38,075
4875 - Capital Outlay on Other Industries -				
60 - Other Industries -				
004 - Research and Development -				
Industrial Research Laboratory	45,711
190 - Investments in Public Sector and Other Undertakings -				
Revival of closed and sick Industrial units	...	2,47,155	2,47,155	1,68,36,586
Acquisition of the Undertakings of Sree Saraswati Press Ltd.-Compensation	1,01,39,848
Investment in Basumati Corporation	5,00,000
Acquisition of the Undertaking of Dr. Paul Lahuam (I) Ltd. - Compensation	2,19,50,031
National Tannery Co Ltd.-Liquidation	1,74,624
Other Schemes each costing Rs. 50 lakhs and less	62,85,284
Total-190-Investments in Public Sector and Other Undertakings	...	2,47,155	2,47,155	5,58,86,373
Total-60-Other Expenditure	...	2,47,155	2,47,155	5,59,32,084
Total-4875-Capital Outlay on other Industries	...	2,47,155	2,47,155	5,59,32,084
4885 - Capital Outlay on Industries and Minerals -				
01 - Investments in Industrial Financial Institutions -				
190 - Investments in Public Sector and Other Undertakings -				
Investment in West Bengal Industrial Development Corporation	...	10,99,87,380	10,99,87,380	1,21,80,74,746
Investment In West Bengal Financial Corporation	...	3,99,71,605	3,99,71,605	26,71,31,636
Investment in West Bengal Industrial Infrastructure Development Corporation	20,49,668
Total-190-Investment in Public Sector and Other Undertakings	...	14,99,58,985	14,99,58,985	1,48,72,56,050
Total -01-Investment in Industrial Financial Institutions.	...	14,99,58,985	14,99,58,985	1,48,72,56,050

STATEMENT NO 13 - Contd.

Name of expenditure 1	Expenditure during 1996-97			Expenditure to end of 1996-97 5 Rs.
	Non-Plan	Plan	Total	
	2 Rs.	3 Rs.	4 Rs.	
C-Capital Account of Economic Services-contd.				
(f) Capital Account of Industry and Minerals-contd				
4885 - Capital Outlay on Industries and Minerals-concl				
60 - Others -				
003 - Training	(-) 1,30,362
800 - Other Expenditure -				
Development and Administration of				
Industries at Durgapur	29,97,56,169
Export Processing Zone at Salt Lake	50,00,000
Development of Haldia Water Supply scheme	73,00,000
Free Trade Zone at Falta	6,92,96,061
State Govt's Subventions for promotional Institute for preparation of a staff-project Reports	...	15,00,000	15,00,000	15,00,000
Other schemes each costing Rs. 50 lakhs and less	1,48,82,658
Total - 800 - Other Expenditure -	...	15,00,000	15,00,000	39,77,34,888
Total-60-Others	...	15,00,000	15,00,000	39,76,04,526
Total-4885-Capital Outlay on Industries and Minerals	...	15,14,58,985	15,14,58,985	1,88,48,60,576
Total-C(f)-Capital Account of Industry and Minerals	3,01,12,500	143,18,44,672	146,19,57,172	7,68,50,21,403
(g) Capital Account of Transport-				
5051 - Capital Outlay on ports and Light Houses -				
02 - Minor Ports -				
200 - Other Small Ports	1,535
Total-5051-Capital Outlay on Ports and Light Houses.	1,535
5054 - Capital Outlay on Roads and Bridges-				
01 - National Highways -				
337 - Road Works	14,61,576	
Total-01-National Highways	14,61,576
03 - State Highways-				
052 - Machinery and Equipment	24,13,117	8,07,54,651	8,31,67,768	84,22,73,938
101 - Bridges	...	72,54,598	72,54,598	1,16,36,285
337 - Road Works ...	24,95,85,205	24,95,85,205	137,77,05,085	
799 - Suspense	...	5,73,54,492	5,73,54,492	(-) 6,79,82,110
800 - Other Expenditure	...	2,33,04,101	2,33,04,101	18,25,60,224
Total-03-State Highways	24,13,117	41,82,53,047	42,06,66,164	234,61,93,422
04 - District and Other Roads-				
796 - Tribal Area Sub-Plan	...	4,42,37,664	4,42,37,664	32,33,47,470
798 - Transfers to/from Reserve Funds and Deposit Accounts	(-)28,12,373

STATEMENT NO 13 - Contd.

Name of expenditure I	Expenditure during 1996-97			Expenditure to end of 1996-97 5 Rs.
	Non-Plan 2 Rs.	Plan 3 Rs.	Total 4 Rs.	
	C - Capital Account of Economic Services - <i>contd.</i>			
(g) Capital Account of Transport - <i>contd.</i>				
5054 - Capital Outlay on Roads and Bridges - <i>concl'd.</i>				
800 - Other Expenditure -				
Other schemes each costing Rs.. 50 lakhs and less	19,05,675	41,23,98,721	41,43,04,396	401,70,30,700
Total-04-District and Other Roads	19,05,675	45,66,36,385	45,85,42,060	433,75,65,797
80 - General-				
800 - Other Expenditure -				
Direction and Administration	...	14,54,41,074	14,54,41,074	58,59,96,402
Total-80-General	...	14,54,41,074	14,54,41,074	58,59,96,402
05 - Roads of Inter-State Economic Importance -				
800 - Other Expenditure	...	96,74,229	96,74,229	15,41,84,080
Total-05-Roads of Inter-State Economic Importance	...	96,74,229	96,74,229	15,41,84,080
Total-5054-Capital Outlay on Roads and Bridges	43,18,792	103,00,04,735	103,43,23,527	742,54,01,277
5055 - Capital Outlay on Road Transport-				
050 - Lands and Buildings	22,33,687
102 - Acquisiton of Fleet-construction of Tram Co.	4,50,000
Expenditure on Slum clearance	2,50,00,000
103 - Workshop Facilities	12,05,000
190 - Investments in Public Sector and Other Undertakings-				
North Bengal State Transport Corporation	3,62,82,621
South Bengal State Transport Corporation	9,81,02,000
Total-190-Investments in Public Sector and Other Undertakings	13,43,84,621
800 - Other Expenditure -				
Setting up of transfer and transit camps at district Head-quarters, Calcutta etc.	...	17,57,123	17,57,123	6,36,51,621
Undertakings of Calcutta Tramways Company	11,22,16,567
Urban Transport Project	31,65,77,362
Reorganisation of Public Vehicles Department, Calcutta	78,63,276
Transportation Operation Improvement Programme	...	69,00,000	69,00,000	9,01,57,861
Computerisation of M.V. Data	...	25,02,877	25,02,877	2,31,29,556
Roads safety and setting up of check post	...	4,89,707	4,89,707	7,08,36,408
Capital contribution for West Bengal Transport Infrastructure Development Corporation	...	75,00,000	75,00,000	75,00,000
Other Schemes each costing Rs. 50 lakhs and less	...	11,30,760	11,30,760	9,35,96,752
Total- 800 - Other Expenditure	...	2,02,80,467	2,02,80,467	78,55,29,403
Total-5055 - Capital Outlay on Road Transport	...	2,02,80,467	2,02,80,467	94,88,02,711

STATEMENT NO 13 - Contd.

Name of expenditure 1	Expenditure during 1996-97			Expenditure
	Non-Plan 2 Rs.	Plan 3 Rs.	Total 4 Rs.	to end of 1996-97 5 Rs.
C-Capital Account of Economic Services-Contd.				
(g) Capital Account of Transport-contd.				
5056 - Capital Outlay on Inland Water Transport				
101 - Landing facilities-	4,19,579
0400 - Feasibility Studies	...	1,00,000	1,00,000	1,00,000
190 - Investments in Public Sector and Other Undertakings-				
Capital contribution to Inland				
Water Transport Corporation Ltd.	...	200,00,000	2,00,00,000	2,80,64,674
800 - Other Expenditure -				
Terminal Facilities in Sundarbans	1,53,30,000
Acquisition of Ferry Vessels/L.C.T.	2,20,90,000
Procurement of vessels under Homo				
Transport Department	94,04,896
Services along and across the River Hooghly	56,33,038
Acquisition of Vehicles under the				
Transport Department	57,91,010
Ferry services across the river				
Hooghly at selected sites	...	93,00,000	93,00,000	8,93,25,232
Capital contribution to West Bengal				
Water Transport Corporation Ltd.	1,00,37,000
Inland Water Transport Navigation Cell	85,22,047
Expenditure on slum clearance	2,50,00,000
Construction of Dock-yard	1,00,00,000
Other schemes each costing Rs.50 lakhs and less	...	2,59,700	2,59,700	4,31,72,726
Total-800 - Other Expenditure -	...	95,59,700	95,59,700	24,43,05,949
Total-5056-Capital Outlay on				
Inland Water Transport	...	2,96,59,700	2,96,59,700	27,28,90,202
5075 - Capital Outlay on Other Transport Services-				
60 - Others-				
800 - Other Expenditure -				
Survey of Underground Railways	6,00,000
Total-60-Others	6,00,000
Total-5075-Capital Outlay on Other				
Transport Services	6,00,000
Total-C(g)-Capital Account of				
Transport	43,18,792	107,99,44,902	108,42,63,694	864,76,95,725

STATEMENT NO 13 - Concl'd.

Name of expenditure 1	Expenditure during 1996-97			Expenditure
	Non-Plan	Plan	Total	to end of
	2	3	4	1996-97
	Rs.	Rs.	Rs.	Rs.
C - Capital Account of Economic Services - <i>concl'd.</i>				
(j) Capital Account of General Economic Services-				
5452 - Capital Outlay on Tourism -				
01 - Tourist Infrastructure -				
101 - Tourist Centre				
Tourism				
	46,72,496
190 - Investments in Public Sector and Other Undertakings-				
West Bengal Tourism Development Corporation				
	...	30,00,000	30,00,000	5,64,10,652
800 - Other Expenditure -				
Acquisition of the undertaking of Great				
Eastern Hotel				
	93,00,000
<hr/>				
Total-01-Tourist Infrastructure				
	...	30,00,000	30,00,000	7,03,83,148
<hr/>				
Total-5452-Capital Outlay on Tourism				
	...	30,00,000	30,00,000	7,03,83,148
<hr/>				
5465- Investment in General Financial				
and Trading Institutions-				
01- Investments in General Financial Institutions				
190- Investments in Public Sector and				
Other Undertaking Banks, etc.				
	...	4,21,04,900	4,21,04,900	7,47,08,891
<hr/>				
Total-01-Investments in General				
Financial Institutions				
	...	4,21,04,900	4,21,04,900	7,47,08,891
<hr/>				
02 - Investments in Trading Institutions -				
190 - Investments in Public Sector and Other Undertakings-				
West Bengal Mineral Development				
and Trading Corporation				
	4,64,07,462
<hr/>				
Total-02-Investment in Trading Institutions				
	4,64,07,462
<hr/>				
Total-5465-Investments in General				
Financial and Trading Institutions				
	...	4,21,04,900	4,21,04,900	12,11,16,353
<hr/>				
5475 - Capital Outlay on Other General Economic Services -				
101 - Land Ceiling (other than Agricultural land)				
	42,409
202 - Compensating to Land holders on				
abolition of Zamindary System				
	17,33,821	...	17,33,821	60,54,89,309
<hr/>				
Total-5475-Capital Outlay on other				
General Economic Services				
	17,33,821	...	17,33,821	60,55,31,718
<hr/>				
Total-C(j)-Capital Account of General				
Economic Services				
	17,33,821	4,51,04,900	4,68,38,721	79,70,31,219
<hr/>				
Total-C-Capital Account of				
Economic Services				
	834,39,08,828	514,59,29,994	1,348,98,38,822	6,463,35,74,479
<hr/>				
Total-Expenditure Heads				
(Capital Account)				
	838,73,33,874	606,18,15,720	1,444,91,49,594	7,557,50,34,622
<hr/>				

Notes : (a) Details of works of State High ways (5054-03-337) and Districts and other Roads (5054-04-800), the progressive Expenditure on which exceeded Rs. 50 lakhs at the end of 1996 -97 are shown in Appendix II.

STATEMENT NO. 14 - STATEMENT SHOWING DETAILS OF INVESTMENTS OF
OTHER JOINT STOCK COMPANIES, COOPERATIVE BANKS

Sl. No.	Name of the Concern	Year(s) of Investment	Details of Investment	
			Type	No. of Shares/Debentures and percentage of Government Investment to the total Paid-up Capital/ Debentures
1	2	3	4	5
1. Statutory Corporations -				
(i)	West Bengal Financial Corporation	upto 1995-96 1996-97	Equity share & (a) Shares	1,75,000 shares & (a) 4,00,000 shares
(ii)	West Bengal State Warehousing Corporation	upto 1995-96	Equity Shares & (a)	2,50,700 shares (a)
(iii)	West Bengal Transport Infrastructure Development Corporation	upto 1995-96 1996-97	Loan (a)	(a) (a)
Total - Statutory Corporations				
2. Government Companies -				
(i)	Kalyani Spinning Mills Ltd.	upto 1995-96 1996-97	Equity Shares Loan & (a) (a)	32821 shares & (a) (a)
(ii)	West Bengal Small Industries Corporation Ltd.	upto 1995-96 1996-97	Equity Shares & (a) Shares	40,000 & (a) 45,000 shares
(iii)	Durgapur Projects Ltd.	upto 1995-96	Equity Shares & Loans	5,79,873 shares
(iv)	Durgapur Chemicals Ltd.	upto 1995-96	Equity Shares & Loans	17,15,010 shares
(v)	National Projects Construction Corporation Ltd.	upto 1995-96	Equity Shares	1,000 shares
(vi)	Electro-Medical and Allied Industries Ltd.	upto 1995-96 1996-97	Equity Shares Equity Shares	4,86,936 shares 2,30,000 shares
(vii)	West Bengal Industrial Development Corporation Ltd.	upto 1995-96 1996-97	Equity Shares & Loans Equity Shares	1,86,320 shares & (a) 1,10,000 shares
(viii)	Central Fisheries Corporation Ltd.	upto 1995-96	Equity Shares	15 shares (20%)
(ix)	State Fisheries Development Corporation Ltd.	upto 1995-96	Equity Shares & Loans	229 shares (100%)
(x)	Modern Bakeries(India)Ltd.	upto 1995-96	Equity Shares	1 share

(a) Information is awaited from Departmental Officers.

GOVERNMENT IN STATUTORY CORPORATIONS, GOVERNMENT COMPANIES,
AND SOCIETIES, ETC. UP TO THE END OF 1996-97

Face Value of each Share/Debenture	Amount invested up to the end of the year 1996-97	Amount of dividend declared/interest received and credited to Government during the year	Remarks
6	7	8	9
Rs.	Rs.	Rs.	
100 - 1000 & (a)	20,64,60,031
100	3,99,71,605		
100 & (a)	3,05,70,000		
(a)	60,668		
(a)	75,00,000		
	<u>28,45,62,304</u>	<u>Nil</u>	
1000 & (a)	3,30,21,000		
(a)	2,44,000		
100 & (a)	12,64,35,931		
100	45,00,000		
1000	57,98,73,000		
10	1,71,50,100		
1000	10,00,000		
100	4,86,93,600		
100	2,30,00,000		
1000 & (a)	136,18,15,761		
1000	10,99,87,380		
1,00,000	15,00,000		
1,00,000	2,29,00,000		
1000	1000		

(a) Details not available from the Departmental Officers.

STATEMENT

Sl. No.	Name of the Concern	Year(s) of Investment	Details of Investment	
			Type	No. of Shares/Debentures and percentage of Government Investment to the total Paid-up Capital/Debentures
1	2	3	4	5
2.	Government Companies - contd.			
(xi)	West Bengal Agro-Industries Corporation Ltd.	upto 1995-96	Equity Shares & (a)	(a)
(xii)	Central Road Transport Corporation Ltd.	upto 1995-96	(a)	(a)
(xiii)	Westinghouse Saxby Farmer Ltd.	upto 1995-96	Equity Shares & Loans	7,50,000 shares
(xiv)	West Bengal Dairy and Poultry Development Corporation Ltd.	upto 1995-96	Equity Shares & Loans	52,000 shares & (a)
		1996-97	Equity Shares	(a)
(xv)	West Bengal Mineral Development and Trading Corporation Ltd.	upto 1995-96	Equity Shares & Loans	25,765 shares & (a)
(xvi)	West Bengal State Textile Corporation Ltd.	upto 1995-96	Equity Shares & (a)	32,100 shares & (a)
(xvii)	West Bengal Sugar Industries Development Corporation Ltd.	upto 1995-96	Equity Shares & Loans	77,41,370 shares & (a)
		1996-97	Equity Shares	7,50,000 shares
(xviii)	West Bengal Handloom and Powerloom Development Corporation Ltd.	upto 1995-96	Equity Shares, Loans & (a)	3,72,740 shares & (a)
		1996-97	Shares	5,000 shares
(xix)	West Bengal State Minor Irrigation Corporation Ltd.	upto 1995-96	Equity Shares & (a)	9,89,000 shares & (a)
(xx)	West Bengal Essential Commodities Supply Corporation Ltd.	upto 1995-96	Equity Shares	1,23,000 shares
(xxi)	West Bengal Livestock Processing Development Corporation Ltd.	upto 1995-96	Equity Shares	1,58,156 shares (86.9%)
(xxii)	West Bengal Forest Development Corporation Ltd.	upto 1995-96	Equity Shares & (a)	23,000 shares & (a)

(a) Information is awaited from Departmental Officers.

NO. 14 - contd.

Face Value of each Share/Debenture	Amount invested up to the end of the year 1996-97	Amount of dividend declared/interest received and credited to Government during the year	Remarks
6	7	8	9
100 & (a)	5,65,49,900		
(a)	2,50,000		
10	75,00,001 (b)		
100 & (a)	2,11,07,115		
(a)	20,00,000		
1000	4,64,07,462		
1000 & (a)	2,65,50,000		
10 & (a)	8,49,13,700		
10	75,00,000		
100 & (a)	8,51,50,840		
100	5,00,000		
100 & (a)	10,39,00,000		
100	1,23,00,000		
100	1,58,15,600		
100 & (a)	4,54,99,955		

(b) Includes Re. 1 spent by way of payment in India to Wessinghouse, Brake and Signal Co. Ltd. London, for transfer of 51 per cent of its shares.

STATEMENT

Sl. No.	Name of the Concern	Year(s) of Investment	Details of Investment	
			Type	No. of Shares/Debentures and percentage of Government Investment to the total Paid-up Capital/Debentures
1	2	3	4	5
2. Government Companies - contd.				
(xxiii)	West Bengal Pharmaceuticals and Phyto-Chemicals Development Corporation	upto 1995-96	Equity Shares & (a)	43,38,200 shares & (a)
		1996-97	(a)	(a)
(xxiv)	Banana and Fruit Development Corporation	upto 1995-96	Equity Shares	1000 shares (1%)
(xxv)	West Bengal Ceramic Development Corporation Ltd.	upto 1995-96	Equity Shares & (a)	1,95,272 & (a)
(xxvi)	West Bengal Handicrafts Development Corporation	upto 1995-96	Equity Shares, Loans & (a)	28,500 shares & (a)
		1996-97	(a)	(a)
(xxvii)	West Bengal Leather Industries Development Corporation Ltd.	upto 1995-96	Equity Shares & (a)	1,21,518 shares & (a)
(xxviii)	West Bengal Tourism Development Corporation	upto 1995-96	Equity Shares, Loans & (a)	11,200 shares & (a)
		1996-97	(a)	(a)
(xxix)	National Textile Corporation (West Bengal, Assam, Bihar & Orissa) Ltd.	upto 1995-96	Equity Shares & Loans	32,000 shares
(xxx)	West Bengal Electronic Industry Development Corporation	upto 1995-96	Equity Shares, Loans & (a)	4,95,50,100 shares & (a)
		1996-97	Equity Shares	58,50,000 shares
(xxxii)	West Bengal Tea Development Corporation Ltd.	upto 1995-96	Equity Shares, Loans & (a)	4,90,810 shares & (a)
		1996-97	Equity Shares	(a)
(xxxiii)	West Bengal Scheduled Castes & Tribes Development and Finance Corporation	upto 1995-96	(a)	(a)
(xxxiii)	Basumati Corporation Ltd.	upto 1995-96	Equity Shares	1000 shares

(a) Information is awaited from Departmental Officers.

NO. 14 - contd.

Face Value of each Share/Debenture	Amount invested up to the end of the year 1996-97	Amount of dividend declared/interest received and credited to Government during the year	Remarks
6	7	8	9
Rs.	Rs.	Rs.	
10 & (a)	5,75,32,000		
(a)	73,00,000		
100	1,00,000		
1000, 100 & (a)	2,06,92,000		
100 & (a)	1,45,05,527		
(a)	21,00,000		
1000, 100, 747 & (a)	2,13,29,670		
1000 & (a)	5,39,18,152		
(a)	30,00,000		
1000	3,21,00,000		
10 & (a)	83,36,50,000		
10	5,85,00,000		
100 & (a)	8,86,07,426		
(a)	1,75,00,000		
(a)	51,57,78,612		
1000	10,00,000		

STATEMENT

Sl. No.	Name of the Concern	Year(s) of Investment	Details of Investment	
			Type	No. of Shares/Debentures and percentage of Government Investment to the total Paid-up Capital/Debentures
1	2	3	4	5
2. Government Companies - <i>contd.</i>				
(xxxiv)	West Dinajpur Spinning Mills Ltd.	upto 1995-96	Equity Shares Loans & (a)	6,05,030 shares & (a)
(xxxv)	West Bengal Seeds Corporation	upto 1995-96 1996-97	Loan Shares	2,44,000 shares 200 shares
(xxxvi)	West Bengal Fish Seed Development Corporation	upto 1995-96	Equity Shares	40 shares
(xxxvii)	West Bengal Colour Film and Sound Laboratory	upto 1995-96	Equity Shares & (a)	4,000 shares
(xxxviii)	West Bengal Power Development Corporation	upto 1995-96 1996-97	Equity Shares, Loan & (a) (a)	82,09,950 shares & (a) (a)
(xxxix)	Kolaghat Thermal Power Fly Ash Project	upto 1995-96	(a)	(a)
(xl)	Inland Water Transport Corporation Ltd.	upto 1995-96 1996-97	(a) (a)	(a) (a)
(xli)	Silpabarta Printing Press	upto 1995-96	Equity Shares	(a)
(xlii)	West Bengal Waste Land Development Corporation	upto 1995-96	Equity Shares	24,000 shares
(xliii)	New Central Jute Mills Co. Ltd.	upto 1995-96	Equity Shares & (a)	(a)
(xliv)	Teesta Fruit & Vegetables Processing Ltd.	upto 1995-96	Equity Shares	1,150 shares
(xlv)	Gluconate India Ltd.	upto 1995-96	Equity Shares	750 shares
(xlvi)	M/s. I.P.P. Ltd.	upto 1995-96	(a)	(a)
(xlvii)	Greater Calcutta Gas Supply Corporation Ltd.	upto 1995-96	Equity Shares & (a)	20,000 shares & (a)

(a) Information is awaited from Departmental Officers.

NO. 14 - contd.

Face Value of each Share/Debenture	Amount invested up to the end of the year 1996-97	Amount of dividend declared/interest received and credited to Government during the year	Remarks
6	7	8	9
Rs.	Rs.	Rs.	
100 & (a)	6,90,73,560		
100	2,44,00,000		
1000	2,00,000		
1,00,000	40,00,000		
1000 & (a)	2,36,49,049		
1000 & (a)	15,15,02,51,771		
(a)	821,02,82,009		
(a)	2,58,50,937		
(a)	80,64,674		
(a)	2,00,00,000		
(a)	37,96,990		
100	24,00,000		
(a)	4,00,00,000		
1000	11,50,000		
1000	7,50,000		
(a)	30,00,000		
1000 & (a)	700,00,000		

STATEMENT

Sl. No.	Name of the Concern	Year(s) of Investment	Details of Investment	
			Type	No. of Shares/Debentures and percentage of Government Investment to the total Paid-up Capital/Debentures
1	2	3	4	5
2. Government Companies - contd.				
(xlviii)	Oriental Gas Company Ltd.	upto 1995-96	(a)	(a)
(xlix)	M/s. Britania Engineering Product & Services Ltd.	upto 1995-96	Equity Shares & (a)	25,000 shares & (a)
(l)	Indian Health and Pharmaceuticals Ltd.	upto 1995-96	(a)	(a)
(li)	National Iron & Steel Co. Ltd.	upto 1995-96	Equity Shares	1,15,450 shares
(lii)	M/s. Carter Pooler Engg. Co. Ltd.	upto 1995-96	Ordinary Shares	1,000 shares
(liii)	W.B. Plywood and Allied Products Ltd.	upto 1995-96	(a)	(a)
(liv)	W.B. Chemical Industries Ltd.	upto 1995-96	(a)	(a)
(lv)	Sree Saraswaty Press (1984) Ltd.	upto 1995-96	Ordinary Shares & (a)	21,811 shares & (a)
(lvi)	India Belting & Cotton Mills Ltd.	upto 1995-96	(a)	(a)
(lvii)	Vedee Production Cum Training Centre	upto 1995-96	(a)	(a)
(lviii)	Mackintosh Burn Ltd.	upto 1995-96	Equity Shares	(a)
(lix)	Lily Biscuit & Co. Ltd.	1996-97	(a)	(a)
Total - Government Companies				
3. Banks -				
(i)	United Bank of India	upto 1995-96	Ordinary Shares Debentures	11,250 shares (15%)
(ii)	Gour Gramin Bank	upto 1995-96 1996-97	Ordinary Shares Ordinary Shares	11,250 shares (15%) (a)
(iii)	Mallabhum Gramin Bank	upto 1995-96 1996-97	Ordinary Shares Ordinary Shares	11,250 shares (15%) (a)
(iv)	Mayurakshi Gramin Bank	upto 1995-96 1996-97	Ordinary Shares Ordinary Shares	11,250 shares (15%) (a)
(v)	Uttarbanga Kshatriya Gramin Bank	upto 1995-96 1996-97	Ordinary Shares Ordinary Shares	11,250 shares (15%) (a)

(a) Information is awaited from Departmental Officers.

NO. 14 - contd.

Face Value of each Share/Debenture	Amount invested up to the end of the year 1996-97	Amount of dividend declared/interest received and credited to Government during the year	Remarks
6	7	8	9
Rs.	Rs.	Rs.	
(a)	8,50,000		
2000 & (a)	59,55,750		
(a)	7,44,250		
1000	11,54,50,000		
1000	10,00,000		
(a)	1,00,000		
(a)	14,00,000		
1000 & (a)	3,10,00,000		
(a)	12,06,000		
(a)	18,48,441		
3500	10,01,000		
(a)	70,00,000		
	<u>2839,81,04,163</u>	<u>6,18,486</u>	
5 ^A	5,71,191 (x)		
100	11,25,000		
(a)	3,75,000		
100	11,25,000		
(a)	3,75,000		
100	11,25,000		
(a)	3,75,000		
100	11,25,000		
(a)	3,75,000		

(x) Complete particulars are awaited from Departmental Officers.

STATEMENT

Sl. No.	Name of the Concern	Year(s) of Investment	Details of Investment		
			Type	No. of Shares/Debentures and percentage of Government Investment to the total Paid-up Capital/Debentures	
1	2	3	4	5	
3.	Banks - conold.				
(vi)	Sagar Gramin Bank	upto 1995-96 1996-97	Ordinary Shares Ordinary Shares	11,250 shares (15%) (a)	
(vii)	Nadia Gramin Bank	upto 1995-96 1996-97	Ordinary Shares Ordinary Shares	11,250 shares (15%) (a)	
(viii)	Bardhaman Gramin Bank	upto 1995-96	Ordinary Shares &(a)	15,000 shares (15%)	
(ix)	Howrah Gramin Bank	upto 1995-96 1996-97	Ordinary Shares (a)	15,000 shares (15%)	
(x)	Murshidabad Gramin Bank	upto 1995-96	Ordinary Shares	15,000 shares (15%)	
			Total - Banks		
4.	Joint Stock Companies -				
(i)	The Bengal Salt Companies Ltd.	upto 1995-96	Equity Shares	6,800 shares (23%)	
(ii)	International Equipment Corporation Ltd.	upto 1995-96	(a)	(a)	
(iii)	Poddar Projects Ltd.	upto 1995-96	Equity Shares	1,23,000 shares	
(iv)	Saktigarh Textile & Industry Ltd.	upto 1995-96	Preference Shares & Equity Shares	64,000 shares	
(v)	Mayurakshi Cotton Mills Ltd.	upto 1995-96	Preference Shares	1,10,000 shares	
(vi)	Indian Mechanisation and Allied Products Ltd.	upto 1995-96	Equity Shares	33,000 shares	
(vii)	Dhakeswari Cotton Mills Ltd.	upto 1995-96	Ordinary Shares	1,00,000 shares (11%)	
(viii)	Great Eastern Hotel Ltd.	upto 1995-96	(a)	(a)	
(ix)	Commercial Produce Ltd.	upto 1995-96	(a)	(a)	
(x)	Britania Engineering Co. Ltd.	upto 1995-96	Ordinary Shares & (a)	1,650 shares & (a)	
(xi)	Engel India Machine Tools Ltd.	upto 1995-96	(a)	(a)	

(a) Information is awaited from Departmental Officers.

NO. 14 - contd.

Face Value of each Share/Debenture	Amount invested up to the end of the year 1996-97	Amount of dividend declared/interest received and credited to Government during the year	Remarks
6	7	8	9
Rs.	Rs.	Rs.	
100	11,25,000		
(a)	234,78,600		
100	11,25,000		
(a)	171,26,300		
100 & (a)	138,11,400		
100 & (a)	99,71,400		
100	15,00,000		
	<u>7,47,08,891</u>		
25	1,70,000		
(a)	62,000		
10 & 100	15,00,000		
10 & 100	10,00,000		
10, 100 & (a)	3,56,08,791		
10 & 100	6,00,000		
10	10,00,000		
(a)	14,00,000		
(a)	7,50,000		
2000 & (a)	76,50,000		
(a)	87,45,394		

(a) Complete particulars not received from Departmental Officers.

STATEMENT

Sl. No.	Name of the Concern	Year(s) of Investment	Details of Investment	
			Type	No. of Shares/Debentures and percentage of Government Investment to the total Paid-up Capital/Debentures
1	2	3	4	5
4. Joint Stock Companies - conclud.				
(xii)	Sri Radha Krishna Sugar Mills Ltd.	upto 1995-96	(a)	(a)
(xiii)	West Bengal Tribal Development Corporation Ltd.	upto 1995-96 1996-97	(a) (a)	(a) (a)
(xiv)	West Bengal S.C. and S.T. Development and Finance Corporation	upto 1995-96 1996-97	Shares & (a) (a)	(a) (a)
(xv)	M/s. Bharat Electrical Industries Ltd.	upto 1995-96	(a)	(a)
(xvi)	Haldia Petrochemical Ltd.	upto 1995-96 1996-97	Equity Shares Equity Shares	(a) (a)
(xvii)	Bakreswar Thermal Power Project	upto 1995-96	(a)	(a)
(xviii)	West Bengal Backward Class Development and Finance Corporation	1996-97	(a)	(a)
(xix)	West Bengal Minorities Development Finance Corporation for 1996-97	1996-97	(a)	(a)
Total Joint Stock Companies -				
5. Cooperative Banks and Societies -				
(i)	West Bengal State Powerloom Apex Cooperative Society Ltd.	upto 1995-96	Ordinary Shares	80 shares
(ii)	West Bengal Housing Finance Cooperative Society Ltd.	upto 1995-96	Ordinary Shares	1,54,000 shares
(iii)	West Bengal Apex Cooperative Agricultural Marketing Society Ltd.	upto 1995-96	Ordinary Shares	41,500 shares
(iv)	West Bengal Provincial Cooperative Bank Ltd.	upto 1995-96	Ordinary Shares	6,000 shares
(v)	West Bengal Federation of Wholesale Consumers' Cooperative Stores Ltd.	upto 1995-96	Ordinary Shares	10,907 shares
(vi)	Orient Radio Cooperative Industries Ltd.	upto 1995-96	(a)	(a)
(vii)	Cooperative Bank (7)(c)	upto 1995-96	Ordinary Shares	30,268 shares & (a)

(a) Information is awaited from Departmental Officers.

(c) Complete particulars not received from Departmental offices.

NO. 14 - contd.

Face Value of each Share/Debenture	Amount invested up to the end of the year 1996-97	Amount of dividend declared/interest received and credited to Government during the year	Remarks
6	7	8	9
Rs.	Rs.	Rs.	
(a)	21,40,000		
(a)	2,96,10,714		
(a)	5,00,000		
(a)	18,21,25,687		
(a)	24,93,810		
(a)	30,00,000		
(a)	75,00,00,000		
(a)	118,19,00,000		
(a)	2,20,57,000		
(a)	27,00,000		
(a)	1,84,00,000		
	<u>225,34,13,396</u>	<u>2,283</u>	
5000	4,00,000		
100	154,40,000		
100	41,50,000		
100	6,00,000		
100	10,90,700		
(a)	16,000		
1000, 100 & (a)	8,63,29,375 (x)		

(x) Details of investment for Rs. 3,00,000 are awaited from Departmental Officers.

STATEMENT

Sl. No.	Name of the Concern	Year(s) of Investment	Details of Investment	
			Type	No. of Shares/Debentures and percentage of Government Investment to the total Paid-up Capital/Debentures
1	2	3	4	5
5.	Cooperative Banks and Societies - contd.			
(viii)	Cooperative Rice Mills (4)(c)	upto 1995-96	Ordinary Shares	73,480 shares & (a)
(ix)	Consumers' Cooperative Societies (443)(c)	upto 1995-96 1996-97	Shares & (a) Shares	48,811 shares & (a) (a)
(x)	Cooperative Agricultural Societies (211)(c)	upto 1995-96	Ordinary Shares	1,55,785 shares & (a)
(xi)	Service Cooperative Societies (435)(c)	upto 1995-96	Ordinary Shares & (a)	56,068 shares & (a)
(xii)	Agricultural Credit Societies (534)(c)	upto 1995-96	Ordinary Shares & (a)	1,04,489 shares & (a)
(xiii)	Cooperative Fisheries and Fishermen's Cooperative Societies (76)(c)	upto 1995-96 1996-97	Ordinary Shares & (a) (a)	4,897 shares & (a) (a)
(xiv)	Cooperative Printing Societies (8)(c)	upto 1995-96	Ordinary Shares & (a)	825 shares & (a)
(xv)	Cooperative Agricultural Processing Societies (4)(c)	upto 1995-96 1996-97	Ordinary Shares (a)	251 shares & (a) (a)
(xvi)	Cooperative Farming Societies (35)(c)	upto 1995-96	Ordinary Shares & (a)	1,775 shares & (a)
(xvii)	Cooperative Development Corporation	upto 1995-96	(a)	(a)
(xviii)	Taxi Drivers' Cooperatives (4)(c)	upto 1995-96	Ordinary Shares	1,140 shares & (a)
(xix)	Industrial Cooperative Societies (9)(c)	upto 1995-96	Ordinary Shares & (a)	1,398 shares & (a)

(a) Information is awaited from Departmental Officers.

(c) Complete particulars not received from the Departmental offices.

NO. 14 - contd.

Face Value of each Share/Debenture	Amount invested up to the end of the year 1996-97	Amount of dividend declared/interest received and credited to Government during the year	Remarks
6	7	8	9
Rs.	Rs.	Rs.	
10, 100, 500, 1000 & (a)	1,20,38,500 (a)		
10, 100, 200 & (a)	9,60,41,411 (b)		
(a)	47,44,000		
5, 10, 20, 25, 50, 100, 1000 & (a)	89,06,758 (x)		
10, 20, 100 & (a)	34,63,160 (y)		
10, 20, 100 & (a)	2,80,91,379 (z)		
10, 100 & (a)	1,46,25,860		
(a)	3,84,04,635		
50, 100, 1000 & (a)	1,76,500		
100, 1000 & (a)	13,64,32,720		
(a)	54,14,000		
10, 100, 2000 & (a)	27,20,260		
(a)	2,10,046		
100	1,14,000		
10, 100 & (a)	11,70,62,723		

- (a) Full information is awaited from Departmental officers.
 (b) Details of investment for Rs. 5,19,100 are awaited from Departmental Officer.
 (x) Details of investment for Rs. 4,77,480 are awaited from Departmental Officer.
 (y) Details of investment for Rs. 14,500 are awaited from Departmental Officer.
 (z) Details of investment for Rs. 97,270 are awaited from Departmental Officer.

STATEMENT

Sl. No.	Name of the Concern	Year(s) of Investment	Details of Investment	
			Type	No. of Shares/Debentures and percentage of Government Investment to the total Paid-up Capital/Debentures
1	2	3	4	5
5.	Cooperative Banks and Societies - contd.			
(xx)	Labour Cooperative and Contract Societies (38)(c)	upto 1995-96	Ordinary Shares & (a)	2,199 shares & (a)
(xxi)	Multipurpose Cooperative Societies (6)(c)	upto 1995-96	Ordinary Shares	580 shares & (a)
(xxii)	Other Societies (1)(c)	upto 1995-96 1996-97	Ordinary Shares (a)	42,869 shares & (a) (a)
(xxiii)	West Bengal Cooperative Spinning Mills, Srirampore	upto 1995-96	(a)	(a)
(xxiv)	Cooperative Stores (3)(c)	upto 1995-96	(a)	(a)
(xxv)	Technicians' Cooperatives(c)	upto 1995-96	(a)	(a)
(xxvi)	West Bengal State Cooperative Marketing Federation	upto 1995-96	(a)	(a)
(xxvii)	Engineers' Cooperatives(c)	upto 1995-96	(a)	(a)
(xxviii)	Cooperative Marketing Societies Ltd.(c)	upto 1995-96	(a)	(a)
(xxix)	Warehousing and Marketing Cooperative Societies	upto 1995-96 1996-97	Loans & (a) (a)	(a) (a)
(xxx)	Credit Cooperatives(c)	upto 1995-96 1996-97	Debenture & (a) (a)	(a) (a)
(xxxi)	West Bengal Handicrafts Cooperative Societies Ltd.	upto 1995-96	Shares & (a)	(a)
(xxxii)	West Bengal Tribal Development Cooperative Corporation Ltd.	upto 1995-96	(a)	(a)
(xxxiii)	Large-sized Multipurpose Cooperative Societies (LAMPS) of Scheduled Castes and Tribes (5)(c)	upto 1995-96	(a)	(a)

(a) Information is awaited from Departmental Officers.

(c) Complete particulars not received from Departmental Officers.

NO. 14 - contd.

Face Value of each Share/Debenture	Amount invested up to the end of the year 1996-97	Amount of dividend declared/interest received and credited to Government during the year	Remarks
6	7	8	9
Rs.	Rs.	Rs.	
10, 50, 100 & (a)	22,93,550		
10 & 100	9,400		
100 & (a)	57,51,700		
(a)	4,35,000		
(a)	13,24,64,000		
(a)	21,000		
(a)	1,31,000		
(a)	3,30,91,100		
(a)	18,77,400		
(a)	3,32,000		
(a)	28,80,44,542		
(a)	2,36,30,375		
(a)	22,92,77,440		
(a)	5,65,71,503		
(a)	7,70,000		
(a)	2,00,00,000		
(a)	22,58,861		

STATEMENT

Sl. No.	Name of the Concern	Year(s) of Investment	Details of Investment	
			Type	No. of Shares/Debentures and percentage of Government Investment to the total Paid-up Capital/Debentures
1	2	3	4	5
5. Cooperative Banks and Societies - conclud.				
(xxxiv)	Land Mortgage Banks(c)	upto 1995-96	(a)	(a)
(xxxv)	Housing Cooperatives(c)	upto 1995-96	(a)	(a)
(xxxvi)	Indian Farmers' Fertilisers Cooperative Society Ltd.	upto 1995-96	(a)	(a)
(xxxvii)	Scheduled Caste Cooperatives	upto 1995-96	(a)	(a)
(xxxviii)	West Bengal Resham Silpi Samabaya Mahila Samiti Ltd.	upto 1995-96	Shares & (a)	(a)
(xxxix)	New Spinning Mills(c)	upto 1995-96	(a)	(a)
(xl)	Powerloom Cooperatives(c)	upto 1995-96	(a)	(a)
(xli)	Primary Weavers' Cooperatives(c)	upto 1995-96 1996-97	Shares & (a) (a)	(a) (a)
(xlii)	Dairy Cooperatives	upto 1995-96 1996-97	Shares & (a) (a)	(a) (a)
(xliii)	Fishing Crafts	upto 1995-96	(a)	(a)
(xliv)	West Bengal Fishing Cooperative Ltd.	upto 1995-96	(a)	(a)
(xlv)	Primary/Central Cooperatives for Fisheries	upto 1995-96	(a)	(a)
(xlvi)	Hosiery Cooperatives	upto 1995-96 1996-97	5000 & (a) (a)	(a) (a)
(xlvii)	Kangsabati Tungabhadra Co. Spinning Mills	upto 1995-96 1996-97	Equity Shares & (a) (a)	(a) (a)
(xlviii)	Lac Cooperative	upto 1995-96	Share	(a)
(xlix)	Primary Handloom Cooperative Societies	upto 1995-96	Share	(a)
(lx)	West Dinajpore Spinning Mills Co.	upto 1995-96	(a)	(a)
(lxix)	Paschim Banga Resham Silpi Samabaya Mahasanga Ltd.	upto 1995-96 1996-97	(a) (a)	(a) (a)
			Total - Cooperative Bank and Societies	(a)

(a) Information is awaited from Departmental Officers.

(c) Complete particulars not received from Departmental Officers.

NO. 14 - contd.

Face Value of each Share/Debenture	Amount invested up to the end of the year 1996-97	Amount of dividend declared/interest received and credited to Government during the year	Remarks
6	7	8	9
Rs.	Rs.	Rs.	
(a)	65,92,254		
(a)	40,00,000		
(a)	25,00,000		
(a)	5,00,000		
(a)	83,71,000		
(a)	8,19,65,000		
(a)	7,50,000		
(a)	1,34,28,678		
(a)	17,31,400		
(a)	66,68,000		
(a)	94,00,000		
(a)	2,43,82,000		
(a)	20,00,000		
(a)	52,00,000		
100 & (a)	11,95,000		
(a)	5,00,000		
(a)	3,32,22,000		
(a)	1,27,62,500		
(a)	78,132		
(a)	5,37,900		
(a)	10,00,000		
(a)	20,00,000		
(a)	12,00,000		
	<u>159,34,05,762</u>	<u>47,01,478</u>	

STATEMENT

Sl. No.	Name of the Concern	Year(s) of Investment	Details of Investment	
			Type	No. of Shares/Debentures and percentage of Government Investment to the total Paid-up Capital/Debentures
1	2	3	4	5
6.	Concerns under Liquidation -			
(i)	Contai Cooperative Agricultural Marketing Society	upto 1995-96	Ordinary Shares	207 shares
(ii)	Industrial Societies and Consultants Services	upto 1995-96	(a)	(a)
(iii)	Dangapara Union Cooperative Agricultural Credit Society	upto 1995-96	Ordinary Shares	72 shares
(iv)	Bharat Electrical Industries Ltd.	upto 1995-96	(a)	(a)
(v)	Ahmedpur Cooperative Agricultural Credit Society	upto 1995-96	Ordinary Shares	59 shares
(vi)	National Tannery Co. Ltd.	upto 1995-96 1996-97	(a) (a)	(a) (a)
(vii)	Noapara Union Agricultural Credit Society	upto 1995-96	Ordinary Shares	36 shares
(viii)	Bharat Electrical	upto 1995-96	(a)	(a)
(ix)	Oriental Gas Co. Ltd.	upto 1995-96 1996-97	(a) (a)	(a) (a)
(x)	Apolo zipper Co. Pvt. Ltd.	1996-97	(a)	(a)
			Total - Concerns under Liquidation	
				Grand Total

(a) Information is awaited from Departmental Officers.

NO. 14 - conclud.

Face Value of each Share/Debenture	Amount invested up to the end of the year 1996-97	Amount of dividend declared/interest received and credited to Government during the year	Remarks
6	7	8	9
Rs.	Rs.	Rs.	
100	20,700		
(a)	36,768		
100	7,200		
(a)	3,845		
100	5,900		
(a)	16,13,685		
(a)	2,47,155		
100	3,600		
(a)	9,757		
(a)	3,50,000		
(a)	3,50,000		
(a)	8,00,000		
	<u>34,48,610</u>	<u>Nil</u>	
	<u>3,260,76,43,126</u>	<u>53,22,247</u>	

STATEMENT NO. 15 - STATEMENT SHOWING THE CAPITAL AND OTHER EXPENDITURE (OTHER THAN ON REVENUE ACCOUNT) TO THE END OF THE YEAR 1996 - 97 AND THE PRINCIPAL SOURCES FROM WHICH THE FUNDS WERE PROVIDED FOR THE EXPENDITURE.

	On the 31st March, 1996	During the year <i>(In Crores of Rupees)</i>	On the 31st March, 1997
CAPITAL EXPENDITURE-			
General Services-			
Public Works	197.81	37.42	235.23 (a)
Other General Services	0.54	...	0.54
Social Services-			
Education, Sports, Art and Culture	105.12	15.16	120.28 (b)
Health and Family Welfare	306.33	16.70	323.03 (c)
Water Supply, Sanitation, Housing and Urban Development	253.54	20.43	273.97
Information and Broadcasting	14.47	...	14.47
Welfare of Scheduled Castes, Scheduled Tribes and other Backward Classes	83.06	2.92	85.98
Social Welfare and Nutrition	21.94	1.82	23.76
Others	16.75	1.56	18.31
Economic Services-			
Agriculture and Allied Activities	671.57	23.13	694.70
Rural Development	10.75	0.57	11.32
Special Areas Programme	45.67	26.81	72.48
Irrigation and Flood Control	1,763.68	217.89	1,981.57(d)
Energy	1,534.76	821.03	2,355.79
Industry and Minerals	622.31	146.19	768.50
Transport	756.64	108.41	865.05(e)
General Economic Services	75.02	4.68	79.70
Total - Capital Expenditure	6,479.96	1,444.72	7,924.68
LOANS AND ADVANCES-			
Social Services-			
Education, Sports, Art and Culture	11.13	(f)	11.13
Health and Family Welfare	0.04	...	0.04
Water Supply, Sanitation, Housing and Urban Development	376.15	64.40	440.55
Information and Broadcasting	9.77	0.48	10.25
Welfare of Scheduled Castes, Scheduled Tribes and Other Backward Classes	2.32	...	2.32
Social Welfare and Nutrition	4.22	0.02	4.24
Others	15.77	(-)0.15	15.62

Notes: (a) Includes Rs.3,58,500 spent out of advance from the Contingency Fund during the year, but not recouped to the Fund till the close of the year.

(b) Includes Rs.1,79,800 spent out of advance from the Contingency Fund during the year, but not recouped to the Fund till the close of the year.

(c) Includes Rs.1,81,385 spent out of advance from the Contingency Fund during the year, but not recouped to the fund till the close of the year.

(d) Excludes Rs.26,91,962 and Rs.4,09,809 spent out of advance from the Contingency Fund during 1995-96 and recouped to the Fund during the year. ; Includes Rs. 6,02,623 spent out of advance from the Contingency Fund during the year, but not recouped to the Fund till the close of the year.


(e) Excludes Rs.1,83,107 spent out of advance from the Contingency Fund during 1995-96 and recouped to the Fund during the year. ; Includes Rs.25,200 spent out of advance from the Contingency Fund during the year, but not recouped to the Fund till the close of the year.

(f) Actual addition is (-) Rs.9720.

STATEMENT NO. 15 - *concl.*

	On the 31st March, 1996	During the year <i>(In Crores of Rupees)</i>	On the 31st March, 1997
LOANS AND ADVANCES- <i>concl.</i>			
Economic Services-			
Agriculture and Allied Activities	272.72	8.19	280.91
Rural Development	6.34	(-) 0.01	6.33
Special Areas Programmes	10.46	2.30	12.76
Irrigation and Flood Control	0.95	(-) 0.01	0.94
Energy	1,447.69	(-) 424.66	1,023.03
Industry and Minerals	898.31	115.09	1,013.40
Transport	803.30	36.90	840.20
Science, Technology and Environment	0.01	...	0.01
General Economic Services	13.24	1.55	14.79
Loans to Government Servants	151.04	12.62	163.66
Miscellaneous Loans	0.58	...	0.58
Total- Loans and Advances	4,024.04	(-) 183.28	3,840.76
OTHER EXPENDITURE -			
Appropriation to Contingency Fund	20.00	...	20.00
Total- Capital and Other Expenditure	10,524.00	1,261.44	11,785.44
<i>Deduct-</i> Contribution from Revenue, Development Funds, Reserve Funds, etc., and Contingency Fund	367.37	(-) 0.19	367.18
Net Capital and Other Expenditure	10,156.63	1,261.63	11,418.26
PRINCIPAL SOURCES OF FUNDS-			
Revenue surplus/Deficit/Miscellaneous			
Government Account	(-)6,871.98	(-) 2,135.23 (g)	(-) 9,007.21
Internal Debt of the State Government	2,978.77	501.70	3,480.47
Loans and Advances from the Central Government	11,417.34	2,080.76	13,498.10
Small Savings, Provident Funds, etc.	1,192.79	126.41	1,319.20
Total- Outstanding Debt	15,588.90	2,708.87	18,297.77
Total- Contingency Fund	19.54	0.12	19.66
Sinking Funds and Reserve Funds	102.12	1.68	103.80
Net Balance under Deposits, Advances etc. other than those shown separately	2,005.83	744.68	2,750.51
Remittances	(-) 497.65	(-) 4.70	(-) 502.35
Total- Debt and Other Obligations	17,218.74	3,450.65	20,669.39
<i>Deduct -</i> Cash Balance	144.52	15.75	160.27
<i>Deduct -</i> Investments	45.61	38.04	83.65
Net provision of Funds	10,156.63	1,261.63	11,418.26

Notes : (g) *Comprises Revenue deficit of Rs.2,135.23 Crores and balance under Sinking Fund credited to Government Account of Rs.0.00 crore, actual figure being Rs.54,375.*



Part II—Detailed Accounts and Other Statements

B—Debt, Contingency Fund and Public Accounts

STATEMENT NO. 16 - DETAILED STATEMENT OF RECEIPTS, DISBURSEMENTS
AND BALANCES UNDER HEADS OF ACCOUNT RELATING
TO DEBT, CONTINGENCY FUND AND PUBLIC ACCOUNT.

Head of Account 1	Opening Balance 2 Rs.	Receipts 3 Rs.	Disbursements 4 Rs.	Closing Balance 5 Rs.
PART - I - CONSOLIDATED FUND				
Receipt Heads (Revenue Account) Statement No. 11		8,227,11,88,674		
Expenditure Heads (Revenue Account) Statement No. 12			10,362,35,28,669	
Expenditure Heads (Capital Account) Statement No. 12			1,444,91,49,594	
E-Public Debt-				
6003-Internal Debt of the State Government	Cr. 2,978,77,40,602	4,203,47,89,850	3,701,78,73,427	Cr. 3,480,46,57,025
6004- Loans and Advances from the Central Government	Cr. 11,417,34,16,293	2,489,13,20,550	408,37,13,912	Cr. 13,498,10,22,931
Total-E-Public Debt(A)	Cr. 14,396,11,56,895	6,692,61,10,400	4,110,15,87,339	Cr. 16,978,56,79,956
F-Loans and Advances-				
Loans and Advances by the State Government (B)	Dr. 4,024,03,98,230	981,40,70,892	798,12,58,652	Dr. 3,840,75,85,990
Total-Part I-Consolidated Fund		15,901,13,69,966	16,715,55,24,254	
PART-II-CONTINGENCY FUND				
8000- Contingency Fund-				
Appropriation from the Con- tingency Fund	Cr. 20,00,00,000	Cr. 20,00,00,000
General Services-				
Organs of State - Administration & Justice	1,82,468	Dr. 1,82,468
Election	Dr. 3,96,180	Dr. 3,96,180
Interest payment & servicing of Debt	#	...	37,093	Dr. 37,093
Administrative Services-				
Police	1,93,400	Dr. 1,93,400
Social Services-				
Education, Sports, Art and Culture-				
General Education				
Health and Family Welfare-				
Medical and Public Health	5,83,019	Dr. 5,83,019
Social Welfare and Nutrition-				
Social Security and Welfare	Dr. 5,32,500	5,32,500
Others -				
Other Social Services				
Economic Services-				
Agriculture and Allied Activities	Dr. 3,36,663	3,36,663
Major and Medium Irrigation				
Industry & Minerals	Dr. 95,951	95,951
Transport -				
Roads & Bridges	6,23,160	Dr. 6,23,160
Capital Account of General Services-				
Capital Outlay on Public Works	3,58,500	Dr. 3,58,500
Capital Account of Education, Sports, Art & culture -				
Capital outlay on Education, Sports, Art & culture	1,79,800	Dr. 1,79,800

(A) For detailed account please see Statement no. 17

(B) For detailed-account please see Statement no. 18.

STATEMENT NO. 16 - *contd.*

Head of Account 1	Opening Balance 2 Rs.	Receipts 3 Rs.	Disbursements 4 Rs.	Closing Balance 5 Rs.
PART - II - CONTINGENCY FUND - <i>concl.</i>				
8000-Contingency Fund - <i>concl.</i>				
Capital Account of Health and Family Welfare- Capital Outlay on Medical and Public Health	1,81,385	Dr. 1,81,385
Capital Account of Irrigation and Flood Control- Capital Outlay on Major and Medium Irrigation	Dr. 26,91,962	26,91,962	6,02,623	Dr. 6,02,623
Capital Outlay on Minor Irrigation Capital Outlay on Flood Control Projects	Dr. 4,09,809	4,09,809
Capital Outlay on Other General Economic Services
Capital Account of Industry and Minerals- Capital Outlay on Village and Small Industries
Capital Account of Transport- Capital Outlay on Roads and Bridges	Dr. 1,83,107	1,83,107	25,200	Dr. 25,200
Total- Part II-8000-Contingency Fund	Cr. 19,53,53,828	42,49,992	29,66,648	Cr. 19,66,37,172
PART - III - PUBLIC ACCOUNT				
I - Small Savings, Provident Funds etc. (A)				
8005-State Provident Funds	Cr. 1,125,12,66,011	334,28,14,436	210,75,56,056	Cr. 1,248,65,24,391
8011-Insurance and Pension Funds	Cr. 67,66,20,499	12,47,29,655	9,58,54,561	Cr. 70,54,95,593
Total-I-Small Savings, Provident Funds, etc.	Cr. 1,192,78,86,510	346,75,44,091	220,34,10,617	Cr. 1,319,20,19,984
J - Reserve Funds-				
(a) Reserve funds Bearing Interest-				
8115-Depreciation/Renewal/ Reserve Funds-				
103-Depreciation Reserve Funds- Government Commercial Depart- ments and Undertakings	Cr. 47,17,315	Cr. 47,17,315
Total-8115-Depreciation/Renewal Reserve Funds	Cr. 47,17,315	Cr. 47,17,315
Total-(a) Reserve Funds Bearing Interest	Cr. 47,17,315	Cr. 47,17,315
(b) Reserve Funds not bearing Interest-				
8222-Sinking Funds (x) - 01-Appropriation for reduction or avoidance of Debt - 101-Sinking Funds				
	Cr. 8,96,000	54,375	54,375	Cr. 8,96,000

(A) For detailed account please see Statement No. 17.

(x) For details please see Annexure to Statement No. 19.

STATEMENT NO. 16 - *contd.*

Head of Account 1	Opening Balance 2 Rs.	Receipts 3 Rs.	Disbursements 4 Rs.	Closing Balance 5 Rs.	
PART - III - PUBLIC ACCOUNT - <i>contd.</i>					
J - Reserve Funds - <i>contd.</i>					
(b) Reserve Funds not Bearing Interest - <i>contd.</i>					
8222 - Sinking Funds -					
02 - Sinking Fund Investment Account-					
101 - Sinking Fund Investment					
Account	Dr.	10,00,000	...	Dr.	10,00,000
Total - 8222 - Sinking Funds -					
Gross Balance	Cr.	8,96,000	54,375	Cr.	8,96,000
Investment	Dr.	10,00,000	...	Dr.	10,00,000
8223-Famine Relief Fund-					
101-West Bengal Famine					
Insurance Fund-					
Net Balance (including					
investment)					
	Cr.	1,30,07,757	55,858	Cr.	1,30,63,615
102-Famine Relief Fund-					
Investment Account					
	Dr.	10,15,600	...	Dr.	10,15,600
Total-8223-Famine Relief Fund-					
Gross Balance	Cr.	1,30,07,757	55,858	Cr.	1,30,63,615
Investment	Dr.	10,15,600	...	Dr.	10,15,600
8225-Roads and Bridges Fund-					
02-State Roads and Bridges					
Fund-					
101-State Roads and Bridges					
Fund					
	Cr.	15,84,77,253	1,54,56,627	Cr.	17,39,33,880
Total-8225-Roads and Bridges					
Fund	Cr.	15,84,77,253	1,54,56,627	Cr.	17,39,33,880
8226-Depreciation/Renewal/					
Reserve Funds-					
102-Depreciation Reserve					
Funds of Government Non-					
Commercial Departments					
	Cr.	28,72,738	...	Cr.	28,72,738
Total - 8226 - Depreciation/Renewal					
Reserve Funds	Cr.	28,72,738	...	Cr.	28,72,738
8229-Development and Welfare					
Funds-					
103-Development Funds for					
Agricultural Purposes					
	Cr.	2,89,04,675	...	Cr.	2,89,04,675
107-Funds for Development					
of milk Supply					
	Cr.	60,84,114	...	Cr.	60,84,114
109-Cooperative Develop-					
ment Funds					
	Cr.	2,00,361	...	Cr.	2,00,361

STATEMENT NO. 16 - *contd.*

Head of Account 1		Opening Balance 2 Rs.	Receipts 3 Rs.	Disbursements 4 Rs.	Closing Balance 5 Rs.
PART - III PUBLIC ACCOUNT - <i>contd.</i>					
J - Reserve Funds - <i>concl.</i>					
(b) Reserve Funds not Bearing Interest - <i>concl.</i>					
8229-Development and Welfare Funds - <i>concl.</i>					
200-Other Development and Welfare Fund-					
Special Development Fund-					
General Reserve Fund for Cooch Behar-					
Net Balance	Cr.	64,77,689	Cr. 64,77,689
Investment Account	Dr.	59,57,098	Dr. 59,57,098
Total-	Cr.	5,20,591	Cr. 5,20,591
Other Development and Welfare Funds					
	Cr.	45,77,264	Cr. 45,77,264
Total-8229-Development and Welfare Funds-					
Gross Balance	Cr.	4,62,44,103	Cr. 4,62,44,103
Investment	Dr.	59,57,098	Dr. 59,57,098
8235-General & Other Reserve Funds -					
111-Calamity Relief Fund	Cr.	77,37,49,662	...	60,17,795	Cr. 76,77,31,867
200-Other Funds	Cr.	2,11,90,997	73,47,400	...	Cr. 2,85,38,397
Total-8235-General & Other Reserve Funds	Cr.	79,49,40,659	73,47,700	60,17,795	Cr. 79,62,70,264
Total-(b)-Reserve Funds not Bearing Interest-					
Gross Balance	Cr.	101,64,38,510	2,29,14,260	60,72,170	Cr. 103,32,80,600
Investment	Dr.	79,72,698	Dr. 79,72,698
Total-J-Reserve Funds-Gross Balance	Cr.	102,11,55,825	2,29,14,260	60,72,170	Cr. 103,79,97,915
Investment	Dr.	79,72,698	Dr. 79,72,698
K - Deposits and Advances-					
(a) Deposits Bearing Interest-					
8336-Civil Deposits-					
800-Other Deposits	Cr.	606,90,68,666	276,92,38,926	112,51,67,555	Cr. 771,31,40,037
Total-8336-Civil Deposits	Cr.	606,90,68,666	276,92,38,926	112,51,67,555	Cr. 771,31,40,037
8338-Deposits of Local Funds-					
102-Deposits of State Transport Corporations					
	Cr.	2,75,40,301	Cr. 2,75,40,301
104-Deposits of Other Autonomous Bodies					
	Cr.	49,78,400	Cr. 49,78,400
Total-8338-Deposits of Local Funds	Cr.	3,25,18,701	Cr. 3,25,18,701
8342-Other Deposits-					
103-Deposits of Government Companies, Corporations etc.					
	Cr.	245,29,85,530	650,59,28,694	681,32,24,663	Cr. 214,56,89,561
120-Misc. Deposits	Cr.	107,68,65,193	76,13,39,827	39,87,87,860	Cr. 143,94,17,160
Total-8342-Other Deposits	Cr.	352,98,50,723	726,72,68,521	721,20,12,523	Cr. 358,51,06,721
Total-(a)-Deposits Bearing Interest	Cr.	963,14,38,090	1,003,65,07,447	833,71,80,078	Cr. 1,133,07,65,459

STATEMENT NO. 16 - contd.

Head of Account 1	Opening Balance 2 Rs.	Receipts 3 Rs.	Disbursements 4 Rs.	Closing Balance 5 Rs.
PART-III--PUBLIC ACCOUNT - contd.				
K - Deposits and Advances - contd.				
(b) Deposits not Bearing interest- contd.				
8443-Civil Deposits-				
101-Revenue Deposits	Cr. 17,73,39,427	3,25,90,939	2,53,45,665	Cr. 18,45,84,701
103-Security Deposits	Cr. 14,72,62,079	3,28,03,099	1,23,29,695	Cr. 16,77,35,483
104-Civil Courts' Deposits	Cr. 23,13,26,950	9,08,60,610	9,91,99,932	Cr. 22,29,87,628
105-Criminal Courts' Deposits	Cr. 11,69,29,818	1,06,89,616	26,93,550	Cr. 12,49,25,884
106-Personal Deposits	Cr. 357,08,69,718	690,80,83,980	419,91,82,076	Cr. 627,97,71,622
108-Public Works Deposits	Cr. 174,16,93,504	186,23,34,518	195,46,09,883	Cr. 164,94,18,139
109-Forest Deposits	Cr. 3,69,91,829	6,30,50,537	6,13,82,664	Cr. 3,86,59,702
110-Deposits of Police Funds	Cr. 1,37,14,524	49,92,290	34,68,759	Cr. 1,52,38,055
111-Other Departmental Deposits	Cr. 1,272	Cr. 1,272
112-Deposits for Purchases etc. in India	Cr. 4,08,745	Cr. 4,08,745
115-Deposits received by Government Commercial Undertakings	Cr. 38,598	Cr. 38,598
116-Deposits under various Central and State Acts	Cr. 6,00,736	1,54,983	...	Cr. 7,55,719
117-Deposits for work done for Public Bodies or Private Individuals	Cr. (-)26,21,48,162	23,97,62,929	2,27,920	Cr. (-) 2,26,13,153(x)
121-Deposits in connection with Elections	Cr. 19,18,858	2,14,072	22,761	Cr. 21,10,169
124-Unclaimed deposits in the G.P.Fund	Cr. 1,52,366	Cr. 1,52,366
126-Unclaimed deposits in other Provident Funds	Cr. 2,06,831	Cr. 2,06,831
129-Deposits on account of Cost Price of Liquor, Ganja and Bhang	Cr. 6,53,015	371	...	Cr. 6,53,386
800-Other Deposits	Cr. 1,04,28,642	2,29,081	4,93,414	Cr. 1,01,64,309
Total-8443 - Civil Deposits	Cr. 578,83,88,750	9,24,57,67,025	635,89,56,319	Cr. 867,51,99,456
8448-Deposits of Local Funds-				
102-Municipal Funds	Cr. 43,05,82,325	158,28,28,749	119,43,29,964	Cr. 81,90,81,110
105-State Transport Corporation Funds-	Cr. 14,35,17,055	114,90,97,631	112,71,42,158	Cr. 16,54,72,528
107-State Electricity Board Working Funds	Cr. (-)7,12,08,945	166,10,18,000	152,95,47,231	Cr. 6,02,61,824
109-Panchayat Bodies Funds	Cr. 371,11,99,425	798,35,45,417	736,06,81,335	Cr. 433,40,63,507
110-Education Funds	Cr. 131,28,36,720	802,30,41,132	686,48,18,749	Cr. 247,10,59,103
111-Medical and Charitable Funds	Cr. 28,052	Cr. 28,052
120-Other Funds	Cr. (-)36,75,24,633	138,52,38,408	157,58,01,070	Cr. (-) 55,80,87,295 (x)
Total-8448-Deposits of Local Funds	Cr. 515,94,29,999	2,178,47,69,337	1,965,23,20,507	Cr. 729,18,78,829

Note :

(x) Reasons for minus balances are being investigated.

STATEMENT NO. 16 - contd.

Head of Account 1	Opening Balance 2 Rs.	Receipts 3 Rs.	Disbursements 4 Rs.	Closing Balance 5 Rs.
PART-III--PUBLIC ACCOUNT - contd.				
K - Deposits and Advances - contd.				
(b) Deposits not Bearing interest - -concl.				
8449-Other Deposits-				
103-Subventions from Central Road Funds	Cr. (-) 42,82,036	1,08,00,000	22,87,669	Cr. 42,30,295
105-Deposits of Market Loans	...	492,17,07,000	492,17,07,000	...
120-Miscellaneous Deposits	Cr. 5,69,97,375	180	...	Cr. 5,69,97,555
Total-8449- Other Deposits	Cr. 5,27,15,339	493,25,07,180	492,39,94,669	Cr. 6,12,27,850
Total-(b)- Deposits not Bearing Interest	Cr. 1,100,05,34,088	3,596,30,43,542	3,093,52,71,495	Cr. 1,602,83,06,135
(c) Advances -				
8550-Civil Advances-				
101-Forest Advances	Cr. 23,42,164	112,33,84,179	112,20,71,916	Cr. 36,54,427
102-Revenue Advances	Cr. 1,000	Cr. 1,000
103-Other Departmental Advances	Dr. 12,12,10,925	6,13,187	28,36,207	Dr. 12,34,33,945
104-Other Advances	Dr. 16,70,44,951	1,63,508	2,12,444	Dr. 16,70,93,887
Total-8550-Civil Advances	Dr. 28,59,12,712	112,41,60,874	112,51,20,567	Dr. 28,68,72,405
Total-(c)-Advances	Dr. 28,59,12,712	112,41,60,874	112,51,20,567	Dr. 28,68,72,405
Total-K-Deposits and Advances	Cr. 2,034,60,59,466	4,712,37,11,863	4,039,75,72,140	Cr. 2,707,21,99,189
L - Suspense and Miscellaneous-				
(b) Suspense-				
8658-Suspense Accounts-				
101-Pay and Accounts Offices Suspense	Dr. 64,35,99,762	2,29,108	5,34,04,218	Dr. 69,67,74,872 (a)
102-Suspense Account(Civil)	Dr. 24,52,87,765	22,32,37,282	26,74,88,620	Dr. 28,95,39,103 (b)
107-Cash Settlement Suspense Account	Dr. 271,57,69,417	80,000	...	Dr. 2,71,56,89,417,
109-Reserve Bank Suspense-Headquarters	Dr. 24,32,16,136	(-) 7,04,760	(-) 28,29,15,103	Cr. 3,89,94,207 (c)
110-Reserve Bank Suspense-Central Accounts Office	Dr. 13,96,38,208	(-) 10,62,87,051	4,91,47,583	Dr. 29,50,72,842
111-Departmental Adjusting Account
112-Tax deducted at Source(TDS) Suspense	Cr. 15,44,95,870	(-) 6,29,04,153	...	Cr. 9,15,91,717 (d)
113-Provident Fund Suspense	Cr. 8,883	(-) 13,436	...	Dr. 4,553
117-Transaction on behalf of the Reserve Bank	Dr. 22,37,214	Dr. 22,37,214
123-A.I.S. Officers' Group Insurance Scheme	Cr. 5,03,164	7,79,042	9,04,320	Cr. 3,77,886

Note :

(a) Out of the amount of Rs. 69,67,74,872 an amount of Rs. 24,59,68,917 has been cleared during the year 1997 - 98.

(b) Out of the amount of Rs. 28,95,39,103 an amount of Rs. 7,43,97,606 has been cleared during the year 1997 - 98.

(c) Out of the amount of Rs. 3,89,94,207 an amount of Rs. 32,37,814 has been cleared during the year 1997 - 98.

(d) Out of the amount of Rs. 9,15,91,717 an amount of Rs. 5,84,22,712 has been cleared during the year 1997 - 98.

STATEMENT NO. 16 - contd.

Head of Account 1	Opening Balance 2 Rs.	Receipts 3 Rs.	Disbursements 4 Rs.	Closing Balance 5 Rs.
PART-III--PUBLIC ACCOUNT - contd.				
L - Suspense and Miscellaneous - contd.				
(b) Suspense - conclud.				
8658 - Suspense Accounts - conclud.				
129-Material Purchase Settlement				
Suspense Account	Cr. 85,57,63,024	(-) 8,19,03,178	...	Cr. 77,38,59,846 (a)
134-C.S.S.Account Jammu, & Kashmir	Cr. 3,34,142	4,00,097	1,81,372	Cr. 5,52,867
135-C.S.S.Account Sikkim	Cr. 2,50,289	Cr. 2,50,289
Total - 8658-Suspense Account	Dr. 297,83,93,130	(-) 2,70,87,049	8,82,11,010	Dr. 309,36,91,189
Total -(b)-Suspense	Dr. 297,83,93,130	(-) 2,70,87,049	8,82,11,010	Dr. 309,36,91,189
(c) Other Accounts-				
8670-Cheques and Bills-				
101-Pre-Audit Cheques	Cr. 52,84,667	56,64,95,247	56,78,64,043	Cr. 39,15,871
103-Departmental Cheques	Cr. 14,43,180	1,04,50,351	98,48,564	Cr. 20,44,967
104-Treasury Cheques	Cr. 303,46,95,025	5,440,16,78,190	5,354,07,27,501	Cr. 389,56,45,714
Total- 8670- Cheques and Bills	Cr. 304,14,22,872	5,497,86,23,788	5,411,84,40,108	Cr. 390,16,06,552
8671-Departmental Balances-				
101-Civil	Dr. 18,83,07,019	32,37,18,483	32,04,28,301	Dr. 18,50,16,837
Total -8671-Departmental Balances	Dr. 18,83,07,019	32,37,18,483	32,04,28,301	Dr. 18,50,16,837
8672-Permanent Cash Imprest-				
101-Civil	Dr. 62,24,538	336	1,25,211	Dr. 63,49,413
Total-8672-Permanent Cash Imprest	Dr. 62,24,538	336	1,25,211	Dr. 63,49,413
8673-Cash Balance Investment Account-				
101-Cash Balance Investment Account	Dr. 44,81,59,396	876,75,59,623	914,79,26,209	Dr. 82,85,25,982
Total-8673-Cash Balance Investment Account	Dr. 44,81,59,396	876,75,59,623	914,79,26,209	Dr. 82,85,25,982
8674-Security Deposits made by Government-				
101-Security Deposits made by Government	Dr. 15,34,29,195	...	2,73,01,950	Dr. 18,07,31,145
Total-8674-Security Deposits made by Government	Dr. 15,34,29,195	...	2,73,01,950	Dr. 18,07,31,145
Total-(c)-Other Accounts	Cr. 224,53,02,724	6,406,99,02,230	6,361,42,21,779	Cr. 270,09,83,175
(d) Accounts with Governments of Foreign Countries-				
8679-Accounts with Governments of Other Countries-				
101-Civil-				
Bangladesh	Dr. 4003	Dr. 4,003
Burma	Dr. 18,78,817	57	99,456	Dr. 19,78,216
Pakistan	Dr. 9,45,714	Dr. 9,45,714
Total-8679-Accounts with Governments of Other Countries	Dr. 28,28,534	57	99,456	Dr. 29,27,933

(a) Out of Rs. 77,38,59,846, an amount of Rs. 2,18,69,935 has been cleared during 1997-98.

STATEMENT NO. 16 - *concl.*

Head of Account 1	Opening Balance 2 Rs.	Receipts 3 Rs.	Disbursements 4 Rs.	Closing Balance 5 Rs.
PART-III--PUBLIC ACCOUNT - contd..				
L - Suspense and Miscellaneous - <i>concl.</i>				
(e) Miscellaneous -				
8680-Miscellaneous Government Account-				
101-Ledger Balance Adjustment Account		54,375(x)		
Total-L-Suspense and Miscellaneous	Dr. 73,59,18,940	6,404,28,15,238	6,370,25,32,245	Dr. 39,56,35,947
		54,375(x)		
M - Remittances -				
(a) Money Orders and Other Remittances-				
8782-Cash Remittances and Adjustments between officers rendering accounts to the same Accounts Officer-				
101-Cash Remittances between Treasuries and Currency Chests				
102-Public Works Remittances	Dr. 499,27,26,631	1,157,04,38,571	1,160,72,53,614	Dr. 502,95,41,674(a)
103-Forest Remittances	Cr. 2,64,44,059	173,08,42,847	174,25,24,442	Cr. 1,47,62,464(b)
108-Other Departmental Remittances	Cr. 3,433			Cr. 3,433
Total-8782-Cash Remittances and Adjustment between Officers rendering accounts to the same Accounts Officer	Dr. 496,62,79,139	1,330,12,81,418	1,334,97,78,056	Dr. 501,47,75,777
(b) Inter-Government Adjustment Accounts-				
8786-Adjusting Account between Central and State Government	Dr. 3,65,041			Dr. 3,65,041
8793-Inter-State Suspense Account	Dr. 97,90,944	44,338	(-) 13,61,449	Dr. 83,85,157 (c)
Total-(b)-Inter-Government Adjustment Accounts	Dr. 1,01,55,985	44,338	(-) 13,61,449	Dr. 87,50,198
Total- M-Remittances	Dr. 497,64,35,124	1,330,13,25,756	1,334,84,16,607	Dr. 502,35,25,975
Total- Part III-Public Account		12,795,83,65,583	11,965,80,03,779	
Total-Receipts/Disbursements- Part I, Part II & Part III		28,697,39,85,541	28,681,64,94,681	
N - Cash Balance				
8999-Cash Balance-		Opening Balance	Closing Balance	
101-Cash in Treasuries		55,70,931	1,02,26,354	
102-Deposits with Reserve Bank		143,96,18,186	159,24,53,623	
104-Remittances in Transit				
Total		144,51,89,117	160,26,79,977	
Grand Total-		28,841,91,74,658	28,841,91,74,658	

(x) These close to Government Account.

Explanatory Notes : The Cash balance represents the Combined balance of the Consolidated Fund, the contingency Fund and the Public Accounts. The balance against "Deposits with Reserve Bank" represents the balance according to Government Accounts after taking into accounts Inter-Government monetary settlement advised to the Reserve Bank upto the 25th. April, 1997. There was a difference of Rs.5,480.20 lakhs between the figure of "Deposits with Reserve Bank" reflected in the accounts for Rs.15,924.54 lakhs (Dr.) and that intimated by the Reserve Bank of India is Rs.21,404.74 lakhs (Cr.). The difference is under reconciliation.

(a) Out of the amount of Rs. 502,95,41,674 an amount of Rs. 2,54,49,16,227 has been cleared during the year 1997 - 98.

(b) Out of the amount of Rs. 1,47,62,464 an amount of Rs. 1,13,64,599 has been cleared during the year 1997 - 98

(c) Out of the amount of Rs. 83,85,157 an amount of Rs. 64,53,173 has been cleared during the year 1997 - 98

**STATEMENT NO .17 - DETAILED STATEMENT OF DEBT AND OTHER INTEREST-BEARING
OBLIGATIONS OF GOVERNMENT**

Head of Account I	Balance on 1st April, 1996 2 Rs.	Additions during the year 3 Rs.	Discharges during the year 4 Rs.	Balance on 31st March, 1997 5 Rs.
E- PUBLIC DEBT -				
6003 - Internal Debt of the State Government - ^(a)				
101 - Market Loans -				
(a) Market Loans bearing interest (a)	2,725,63,25,600	492,17,07,000	...	3,217,80,32,600
(b) Market Loans not bearing interest (a)	72,19,100	...	1,69,900	70,49,200
103 - Loans from Life Insurance Corporation of India	82,48,92,087	...	5,35,28,582	77,13,63,505
104 - Loans from General Insurance Corporation of India	39,06,50,968	3,00,00,000	3,39,72,999	38,66,77,969
105 - Loans from the National Bank for Agricultural and Rural Development	4,95,28,897	2,11,13,000	61,15,700	6,45,26,197
106 - Compensation and Other State Bonds - West Bengal Estate Acquisition Compensation Bonds	1,12,15,584	4,25,550	9,98,494	1,06,42,640
108 - Loans from National Cooperative Development Corporation	43,46,00,555	13,61,04,300	6,01,45,100	51,05,59,755
109 - Loans from Other Institutions (a)	18,12,07,811	72,09,10,000	2,63,12,652	87,58,05,159
110 - Ways and Means Advances from the Reserve Bank of India (a)	63,21,00,000	3,620,45,30,000	3,683,66,30,000	...
Total - 6003 - Internal Debt of State Government	2,978,77,40,602	4,203,47,89,850	3,701,78,73,427	3,480,46,57,025
6004 - Loans and Advances from the Central Government -				
01 - Non - Plan Loans -				
102 - Share of Small Savings Collections	7,467,42,31,388	1,744,79,00,000	156,50,60,000	9,055,70,71,388
105 - Agricultural - Manures and Fertilizers
201 - House Building Advances	1,57,97,131	29,20,650	26,22,722	1,60,95,059
800 - Other Loans -				
Police - Modernisation of Police Forces	5,14,92,682	1,37,38,500	24,52,859	6,27,78,323
Education - General Scholarship	1,32,96,617	1,32,96,617
Area Development - Command Area Development	1,83,332	...	16,667	1,66,665
Special Asst. - Emergent Flood Protection Work	3,10,19,984	...	13,60,006	2,96,59,978
Other Loans - (2nd Bridge over River Hooghly) Sewerage and Water Supply Scheme	207,58,99,988 16,07,66,773	1,00,000 ...	10,74,00,000 72,94,454	196,85,99,988 15,34,72,319
Total - 800 - Other Loans	233,26,59,376	1,38,38,500	11,85,23,986	222,79,73,890
Total - 01 - Non - Plan Loans	7,702,26,87,895	1,746,46,59,150	168,62,06,708	9,280,11,40,337

(a) For Details please see Annexure.

STATEMENT NO. 17 - Contd.

Head of Account	Balance on 1st April, 1996	Additions during the year	Discharges during the year	Balance on 31st March, 1997
I	2	3	4	5
	Rs.	Rs.	Rs.	Rs.
E - PUBLIC DEBT - Contd.				
6004 - Loans and Advances from the Central Government - Contd.				
02 - Loans for State/Union Territory Plan Schemes -				
101 - Block Loans	2,137,13,44,049	736,47,42,400	99,21,10,935	2,774,39,75,514
104 - 1984 -89 State Plan Loans Consolidated in terms of recommendation of the 9th Finance Commission	312,58,71,000	...	34,73,19,000	277,85,52,000
Total - 02 - Loans for State / Union Territory Plan Schemes	2,449,72,15,049	736,47,42,400	133,94,29,935	3,052,25,27,514
03 - Loans for Central Plan Schemes -				
800 - Other Loans -				
Housing - Subsidised Housing Scheme for Plantation Workers	18,13,600	...	1,26,240	16,87,360
Social Security and Welfare - Relief and Rehabilitation of displaced persons and repatriates, Displaced persons from former East Pakistan and Burma	1,33,76,000	1,33,76,000
Co-operation -Credit Cooperatives	24,06,665	...	6,66,665	17,40,000
Area Development -				
Other Loans	36,18,720	1,27,000	2,12,280	35,33,440
Accelerated Irrigation Benefits Programme	...	5,00,00,000	...	5,00,00,000
Total - 800 - Other Loans	2,12,14,985	5,01,27,000	10,05,185	7,03,36,800
Total - 03 - Loans for Central Plan Schemes	2,12,14,985	5,01,27,000	10,05,185	7,03,36,800
04 - Loans for Centrally Sponsored Plan Schemes -				
102 - Civil Supply Scheme--				
Loans for Construction of Godowns by Civil Supply Corporation-North Eastern Region	19,29,200	...	9,64,600	9,64,600
Loans for retail outlets in remote and Tribal Areas	22,80,000	...	10,00,000	12,80,000
Total - 102 - Civil Supply Scheme	42,09,200	...	19,64,600	22,44,600
800 - Other Loans -				
Urban Development -				
General - Other Loans	12,10,52,650	89,40,000	50,56,300	12,49,36,350
Co - operation -				
Crop Husbandry -				
Special Foodgrain Production Project				
Credit Cooperatives	99,06,666	...	21,75,000	77,31,666
Consumers' Cooperatives	40,91,917	...	6,27,999	34,63,918
Agriculture -				
Agricultural Credit Stabilisation Fund	20,58,333	...	83,334	19,74,999
Implementation of package approved by BIFR for Rehabilitation of M/s New Central Jute Mills, Budge Budge	3,00,00,000	3,00,00,000
Minor Irrigation, Soil Conservation and Area Development -				
Soil Conservation Schemes	5,53,28,722	...	35,91,088	5,17,37,634

STATEMENT NO. 17 - Contd.

Head of Account	Balance on 1st April, 1996	Additions during the year	Discharges during the year	Balance on 31st March, 1997
1	2	3	4	5
	Rs.	Rs.	Rs.	Rs.
E - PUBLIC DEBT - contd				
6004 - Loans and Advances from the Central Government - contd.				
04 - Loans for Centrally Sponsored Plan Schemes - contd				
800 - Other Loans - Concl'd.				
Integrated Water-shed Management	3,67,47,960	7,50,000	31,95,478	3,43,02,482
Integrated Soil and Water Conservation in Himalayas	98,04,540	...	14,82,876	83,21,664
Pilot Project for Propagation of Water Conservation	33,618	...	8,417	25,201
National Watershed Development Programme for Rainfed area	5,92,65,065	...	15,38,737	5,77,26,328
Village and Small Industries-Small Scale Industries	50,56,911	...	10,53,252	40,03,659
Handloom Industries	99,18,050	16,02,000	30,00,481	85,19,569
Loans to State Apex Society and Handloom Development Corporation	30,000	...	30,000	...
Loans to Handloom Weavers for Purchase/ Modernisation/ Renovation of Looms	73,851	...	73,851	...
Flood Control and Anti-Soil Erosion Projects- Other Loans	37,43,039	...	2,67,360	34,75,679
Road and Water Transport Services- Water Transport - Other Loans	95,05,284	5,00,000	7,91,468	92,13,816
Power Projects-Transmission and Distribution Schemes- Other Loans	26,38,65,904	...	1,74,45,282	24,64,20,622
Roads and Bridges- Roads of Inter-State Importance	4,09,18,938	...	29,41,464	3,79,77,474
Loans for development of Oil, Seeds and Oil of Tree and Forest Origin in Tribal Areas	85,59,554	...	6,91,097	78,68,457
Total - 800 - Other Loans	66,99,61,002	1,17,92,000	4,40,53,484	63,76,99,518
Total-04-Loans for Centrally Sponsored Plan Schemes	67,41,70,202	1,17,92,000	4,60,18,084	63,99,44,118
07 - Pre-1984-85 Loans-				
102 - National Loan Scholarship Scheme	4,67,78,749	4,67,78,749
103 - Loans to Clear Overdrafts Advanced during 1982-83 and 1983-84				
105 - Small Savings Loans	614,70,34,988	...	58,62,00,000	556,08,34,988
106 - Pre-1979-80 Consolidated Loans for Productive and Semi-Productive Purposes	240,69,24,000	...	18,51,48,000	222,17,76,000
108 - 1979-84 Consolidated Loans	335,58,84,002	...	23,97,06,000	311,61,78,002
109 - Rehabilitation of Displaced Goldsmiths	15,06,423	15,06,423
Total-07-Pre-1984-85 Loans	1,195,81,28,162	...	101,10,54,000	1,094,70,74,162
Total-6004-Loans and Advances from the Central Government	11,417,34,16,293	2,489,13,20,550	408,37,13,912	13,498,10,22,931
Total - E - Public Debt	14,396,11,56,895	6,692,61,10,400	4,110,15,87,339	16,978,56,79,956

STATEMENT NO. 17 - Concl'd.

Head of Account	Balance on 1st April, 1996	Additions during the year	Discharges during the year	Balance on 31st March, 1997
1	2	3	4	5
	Rs.	Rs.	Rs.	Rs.
I- Small Savings, Provident Funds, etc.-				
(b) Provident Funds-				
8005 - State Provident Funds-				
01 - Civil-				
101 - General Provident Fund	1,107,28,19,850	330,67,95,617	208,74,98,161	1,229,21,17,306
102 - Contributory Provident Fund	5,22,18,817	30,04,858	11,37,345	5,40,86,330
104 - All India Services Provident Fund	12,62,27,344	3,30,13,961	1,89,20,550	14,03,20,755
Total - 8005 - State Provident Funds	1,125,12,66,011	334,28,14,436	210,75,56,056	1,248,65,24,391
8011 - Insurance and Pension Funds-				
107 - West Bengal State Government Employees' Group Insurance Scheme	67,66,20,499	12,47,29,655	9,58,54,561	70,54,95,593
Total - 8011 - Insurance and Pension Funds	67,66,20,499	12,47,29,655	9,58,54,561	70,54,95,593
Total-I - Small Savings, Provident Funds, etc.	1,192,78,86,510	346,75,44,091	220,34,10,617	1,319,20,19,984
Total - Debt and Other Interest- bearing Obligations	15,588,90,43,405	7,039,36,54,491	4,330,49,97,956	18,297,76,99,940

Faint header text, possibly a title or page number, located at the top of the page.

First section of faint text, appearing as a list or series of entries.

Second section of faint text, continuing the list or entries.

Third section of faint text, possibly a continuation of the previous section.

Fourth section of faint text, appearing as a list or series of entries.

Fifth section of faint text, continuing the list or entries.

Sixth section of faint text, possibly a continuation of the previous section.

Seventh section of faint text, appearing as a list or series of entries.

Eighth section of faint text, continuing the list or entries.

Ninth section of faint text, possibly a continuation of the previous section.

ANNEXURE

Description of Loans

I

6003 - Internal Debt of the State Government —

(a) Market Loans bearing interest -

7½ per cent West Bengal Loan, 1997
 8.75 per cent West Bengal Loan, 2000
 9 per cent West Bengal Loan, 1999
 9.75 per cent West Bengal Loan, 1998
 11 per cent West Bengal Loan, 2001
 11 per cent West Bengal Loan, 2002
 11.5 per cent West Bengal Loan, 2008

 11.5 per cent West Bengal Loan, 2009

 11.5 per cent West Bengal Loan, 2010

 11.5 per cent West Bengal Loan, 2011

 12 per cent West Bengal Loan, 2011

 13 per cent West Bengal Loan, 2007
 13.5 per cent West Bengal Loan, 2003
 12.5 per cent West Bengal Loan, 2004
 14 per cent West Bengal State Development Loan, 2005
 13.85 per cent West Bengal Loan, 2006
 13.75 per cent West Bengal Loan, 2007

Total - Market Loans bearing interest

(b) Market Loans not bearing interest -

4.5 per cent West Bengal Loan, 1972
 4.5 per cent West Bengal Loan, 1974
 4.75 per cent West Bengal Loan, 1976
 5.5 per cent West Bengal Loan, 1977
 5.5 per cent West Bengal Loan, 1978
 5.75 per cent West Bengal Loan, 1979
 5.75 per cent West Bengal Loan, 1980
 5.75 per cent West Bengal Loan, 1981
 5.75 per cent West Bengal Loan, 1982

STATEMENT NO. 17

Support of Statement No. 17

When raised	Balance on 1st April, 1996	Additions during the year	Discharges during the year	Balance on 31st March 1997
2	3 Rs.	4 Rs.	5 Rs.	6 Rs.
July, 1982	29,43,72,600	29,43,72,600
August, 1983	62,70,25,000	62,70,25,000
September, 1984	102,02,00,000	102,02,00,000
September, 1985	97,35,00,000	97,35,00,000
September, 1986	89,37,50,000	89,37,50,000
August, 1987	101,20,00,000	101,20,00,000
Between August, 1988 and March, 1989	148,14,00,000	148,14,00,000
July and September, 1990	178,45,00,000	178,45,00,000
July and September, 1989	180,83,01,000	180,83,01,000
July, 1991	94,09,77,000	94,09,77,000
October & November, 1991	177,07,80,000	177,07,80,000
May, July and September, 1992	295,71,81,000	295,71,81,000
May and July, 1993	300,38,00,000	300,38,00,000
September, 1994	421,43,39,000	421,43,39,000
May, 1995	447,42,00,000	447,42,00,000
May & August, 1996	...	447,42,00,000	...	447,42,00,000
January, 1997	...	44,75,07,000	...	44,75,07,000
	<u>2,725,63,25,600</u>	<u>492,17,07,000</u>	<u>...</u>	<u>3,217,80,32,600</u>
September, 1961				
August, 1962				
September, 1965	10,200	10,200
August, 1965	10,100	10,100
September, 1966	2,200	2,200
September, 1967	1,80,400	1,80,400
September, 1958	2,68,200	2,68,200
September, 1969	15,200	15,200
July, 1970	1,01,100	1,01,100

Subsidiary Statement of Loans in

Description of Loans

1

6003 - Internal Debt of the State Government - *concl'd.*(b) Market Loans not bearing interest - *concl'd.*

5.75 per cent West Bengal Loan, 1983

5.75 per cent West Bengal Loan, 1984

6 per cent West Bengal Loan, 1984

5.75 per cent West Bengal Loan, 1985

6 per cent West Bengal Loan, 1985

6 per cent West Bengal Loan, 1986

6 per cent West Bengal Loan, 1987

6.25 per cent West Bengal Loan, 1988

6.50 per cent West Bengal Loan, 1989

6.75 per cent West Bengal Loan, 1992

7 per cent West Bengal Loan, 1993

Total - Market Loans not bearing interest

109 - Loans for Other Institutions -

Khadi and Village Industries Commission

Indian Central Oil Seeds Commission

Central Warehousing Corporation

State Trading Corporation

Indian Dairy Corporation

Housing and Urban Development Corporation

Rural Electrification Corporation

Tribal Co-operation Marketing Development

Federation of India Ltd.

Loans from NABARD under the scheme of

Debt Relief for Farmers.

Assistance from Rural Infrastructure Development

Fund

Total - Loans from other Institutions

110 - Ways and Means Advances from the Reserve
Bank of India -

Normal Ways and Means Advances

Special Ways and Means Advances

Shortfall

Overdraft

Total - Ways and Means Advances from the
Reserve Bank of India

STATEMENT NO. 17 - *concl.*Support of Statement No. 17 - *concl.*

When raised	Balance on 1st April, 1996	Additions during the year	Discharges during the year	Balance on 31st March, 1997
2	3	4	5	6
	Rs.	Rs.	Rs.	Rs.
August, 1971	4,73,000	4,73,000
September, 1972	1,16,500	1,16,500
August, 1974	7,66,200	7,66,200
August, 1973	17,400	17,400
August, 1975	1,36,700	...	46,500	90,200
August, 1976	5,52,000	...	40,500	5,11,500
August, 1977	2,88,900	...	20,000	2,68,900
September, 1978	3,34,200	3,34,200
September, 1979	3,72,200	3,72,200
September, 1980	4,65,600	...	900	4,64,700
September, 1981	31,09,000	...	62,000	30,47,000
	<u>72,19,100</u>	...	<u>1,69,900</u>	<u>70,49,200</u>
..	10,21,498	10,21,498
..	3,300	3,300
..	41,723	41,723
..	1,82,100	41,723
..	(-)29,90,457	(-)29,90,457
..	54,39,800	54,39,800
..	9,00,000	...	1,50,000	7,50,000
..	47,86,000
..	2,66,23,847	...	2,61,62,652	4,61,195
..	14,52,00,000	72,09,10,000	...	86,61,10,000
..	<u>18,12,07,811</u>	<u>72,09,10,000</u>	<u>2,63,12,652</u>	<u>87,58,05,159</u>
..	63,21,00,000	1,489,29,00,000	1,552,50,00,000	...
..	...	787,86,00,000	787,86,00,000	...
..	...	16,10,74,000	16,10,74,000	...
..	...	1,327,19,56,000	1,327,19,56,000	...
..	<u>63,21,00,000</u>	<u>3,620,45,30,000</u>	<u>3,683,66,30,000</u>	...

Category of Loans

I

LOANS FOR SOCIAL SERVICES-

(a) Education, Sports, Art and Culture-

6202-Loans for Education, Sports, Art and Culture-

01-General Education-

202-Secondary Education

203-University and Higher Education

600-General

Total-01

03-Sports and Youth Services-

800-Other Loans

Total-03

04-Art and Culture-

800-Other Loans

Total-04

Total-6202-Education, Sports, Art and Culture

Total-(a) Education, Sports, Art and Culture

(b) Health and Family Welfare-

6210-Loans for Medical and Public Health-

80-General-

800-Other Loans

Total-80

Total-6210-Loans for Medical and Public Health

Total-(b) Health and Family Welfare

(c) Water Supply, Sanitation, Housing and Urban development-

6215-Loans for Water Supply and Sanitation-

01-Water Supply-

191-Loans to Local Bodies/Municipalities/Municipal Corporation

Total-01

02-Sewerage and Sanitation-

191-Loans to Local Bodies/Municipalities/Municipal Corporation

800-Other Loans

Total-02

Total-6215-Loans for Water Supply and Sanitation

6216-Loans for Housing-

02-Urban Housing-

201-Loans to Housing Boards

800-Other Loans

Total-02

OF LOANS AND ADVANCES BY GOVERNMENT

Balance on 1st April, 1996	Advanced during the year	Total	Repaid during the year	Balance on 31st March, 1997	Interest received and credited to revenue
2	3	4	5	6	7
Rs	Rs	Rs	Rs	Rs	Rs
29,19,887	...	29,19,887	...	29,19,887	...
1,73,849	...	1,73,849	...	1,73,849	...
6,97,85,761	...	6,97,85,761	9,720	6,97,76,041	...
7,28,79,497	...	7,28,79,497	9,720	7,28,69,777	...
3,83,53,046	...	3,83,53,046	...	3,83,53,046	...
3,83,53,046	...	3,83,53,046	...	3,83,53,046	...
50,000	...	50,000	...	50,000	...
50,000	...	50,000	...	50,000	...
11,12,82,543	...	11,12,82,543	9,720	11,12,72,823	...
11,12,82,543	...	11,12,82,543	9,720	11,12,72,823	...
4,26,115	...	4,26,115	...	4,26,115	...
4,26,115	...	4,26,115	...	4,26,115	...
4,26,115	...	4,26,115	...	4,26,115	...
4,26,115	...	4,26,115	...	4,26,115	...
20,30,25,181	40,52,000	20,70,77,181	75,857	20,70,01,324	...
20,30,25,181	40,52,000	20,70,77,181	75,857	20,70,01,324	...
1,25,39,355	...	1,25,39,355	...	1,25,39,355	...
1,31,48,733	...	1,31,48,733	...	1,31,48,733	...
2,56,88,088	...	2,56,88,088	...	2,56,88,088	...
22,87,13,269	40,52,000	23,27,65,269	75,857	23,26,89,412	...
2,26,03,541	50,00,000	2,76,03,541	...	2,76,03,541	...
6,24,16,961	...	6,24,16,961	47,07,345	5,77,09,616	30,89,341
8,50,20,502	50,00,000	9,00,20,502	47,07,345	8,53,13,157	30,89,341

Category of Loans

1

LOANS FOR SOCIAL SERVICES-*contd.*(c) Water Supply, Sanitation, Housing and Urban Development-*concl.*6216-Loans for Housing-*concl.*

03-Rural Housing-

800-Other Loans

Total-03

80-General

800-Other Loans

Total-80

Total-6216-Loans for Housing

6217-Loans for Urban Development-

01-State Capital Development-

191-Loans to Local Bodies/Corporations/Municipal Corporations

Total-01

03-Integrated Development of Small and Medium Towns-

191-Loans to Local Bodies/Corporations/Municipal Corporations

Total--03

60-Other Urban Development Schemes-

191-Loans to Local Bodies/Corporations/Municipal Corporations

Total-60

Total-6217-loans for Urban Development

Total-(c) Water Supply, Sanitation, Housing and Urban Development

(d) Information and Broadcasting-

6220-Loans for Information and Publicity-

01-Films-

190-Loans to Public Sector and Other Undertakings

800-Other Loans

Total-01

Total-6220-Loans for Information and Publicity

Total-(d) Information and Broadcasting

(e) Loans for Welfare of Scheduled Castes, Scheduled Tribes and Other Backward Classes-

6225-Loans for Welfare of Scheduled Castes, Scheduled Tribes and Other Backward Classes-

02-Welfare of Scheduled Tribes-

190-Loans to Public Sector and Other Undertakings

Total-02

Total-6225-Loans for Welfare of Scheduled Castes, Scheduled Tribes and Other Backward Classes

Total-(e)-Loans for Welfare of Scheduled Castes, Scheduled Tribes and Other Backward Classes

NO. 18- contd.

Balance on 1st April, 1996	Advanced during the year	Total	Repaid during the year	Balance on 31st March, 1997	Interest received and credited to revenue
2 Rs.	3 Rs.	4 Rs.	5 Rs.	6 Rs.	7 Rs.
2,93,64,734	...	2,93,64,734	1,35,700	2,92,29,034	1,182
2,93,64,734	...	2,93,64,734	1,35,700	2,92,29,034	1,182
2,30,74,193	...	2,30,74,193	15,94,121	2,14,80,072	12,29,070
2,30,74,193	...	2,30,74,193	15,94,121	2,14,80,072	12,29,070
13,74,59,429	50,00,000	14,24,59,429	64,37,166	13,60,22,263	44,19,593
231,18,24,984	46,01,50,000	277,19,74,984	...	277,19,74,984	...
231,18,24,984	46,01,50,000	277,19,74,984	...	277,19,74,984	...
15,40,00,300	1,29,10,000	16,69,10,300	20,760	16,68,89,540	...
15,40,00,300	1,29,10,000	16,69,10,300	20,760	16,68,89,540	...
92,94,97,941	16,84,00,000	109,78,97,941	...	109,78,97,941	...
92,94,97,941	16,84,00,000	109,78,97,941	...	109,78,97,941	...
339,53,23,225	64,14,60,000	403,67,83,225	20,760	403,67,62,465	...
376,14,95,923	65,05,12,000	441,20,07,923	65,33,783	440,54,74,140	44,19,593
8,66,32,788	47,67,000	9,13,99,788	...	9,13,99,788	...
1,11,10,074	...	1,11,10,074	...	1,11,10,074	...
9,77,42,862	47,67,000	10,25,09,862	...	10,25,09,862	...
9,77,42,862	47,67,000	10,25,09,862	...	10,25,09,862	...
9,77,42,862	47,67,000	10,25,09,862	...	10,25,09,862	...
2,31,69,902	...	2,31,69,902	...	2,31,69,902	...
2,31,69,902	...	2,31,69,902	...	2,31,69,902	...
2,31,69,902	...	2,31,69,902	...	2,31,69,902	...
2,31,69,902	...	2,31,69,902	...	2,31,69,902	...

Category of Loans

I

LOANS FOR SOCIAL SERVICES-*concd.*

(g) Social Welfare and Nutrition-

6235-Loans for Social Security and Welfare-

01-Rehabilitation-

103-Displaced Persons from former East Pakistan

140-Rehabilitation of repatriates from other countries

202-Other Rehabilitation Schemes

Total-01

02-Social Welfare-

800-Other Loans

Total-02

60-Other Social Security and Welfare Programmes-

800-Other Loans

Total-60

Total-6235-Loans for Social Security and Welfare

6245-Loans for Relief on account of Natural Calamities-

02-Floods/Cyclones-

282-Public Health

800-Other Loans

Total-02

80-General-

800-Other Loans

Total-80

Total-6245-Loans for Relief on account of Natural Calamities

Total-(g)-Social Welfare and Nutrition

(h) Others-

6250-Loans for other Social Services-

60-Others-

195-Loans to Cooperatives

800-Other Loans

Total-6250-Loans for other Social Services

Total-(h)-Others

Total-Loans for Social Services

LOANS FOR ECONOMIC SERVICES-

(a) Agriculture and Allied Activities-

6401-Loans for Crop Husbandry-

103-Seeds

105-Manures and Fertilisers

107-Plant Protection

NO. 18-contd.

Balance on 1st April, 1996	Advanced during the year	Total	Repaid during the year	Balance on 31st March, 1997	Interest received and credited to revenue
2	3	4	5	6	7
Rs.	Rs.	Rs.	Rs.	Rs.	Rs.
1,45,09,178	2,90,000	1,47,99,178	...	1,47,99,178	...
1,34,13,220	...	1,34,13,220	...	1,34,13,220	...
39,62,694	...	39,62,694	...	39,62,694	...
-----	-----	-----	-----	-----	-----
3,18,85,092	2,90,000	3,21,75,092	...	3,21,75,092	...
-----	-----	-----	-----	-----	-----
1,92,807	...	1,92,807	...	1,92,807	...
-----	-----	-----	-----	-----	-----
1,92,807	...	1,92,807	...	1,92,807	...
-----	-----	-----	-----	-----	-----
32,68,856	...	32,68,856	...	32,68,856	...
-----	-----	-----	-----	-----	-----
32,68,856	...	32,68,856	...	32,68,856	...
-----	-----	-----	-----	-----	-----
3,53,46,755	2,90,000	3,56,36,755	...	3,56,36,755	...
-----	-----	-----	-----	-----	-----
84,392	...	84,392	...	84,392	...
67,34,700	...	67,34,700	54,733	66,79,967	...
-----	-----	-----	-----	-----	-----
68,19,092	...	68,19,092	54,733	67,64,359	...
-----	-----	-----	-----	-----	-----
...
-----	-----	-----	-----	-----	-----
...
-----	-----	-----	-----	-----	-----
68,19,092	...	68,19,092	54,733	67,64,359	...
-----	-----	-----	-----	-----	-----
4,21,65,847	2,90,000	4,24,55,847	54,733	4,24,01,114	...
-----	-----	-----	-----	-----	-----
3,47,380	...	3,47,380	...	3,47,380	...
15,73,47,810	11,17,284	15,84,65,094	26,51,572	15,58,13,522	6,98,601
-----	-----	-----	-----	-----	-----
15,76,95,190	11,17,284	15,88,12,474	26,51,572	15,61,60,902	6,98,601
-----	-----	-----	-----	-----	-----
15,76,95,190	11,17,284	15,88,12,474	26,51,572	15,61,60,902	6,98,601
-----	-----	-----	-----	-----	-----
419,39,78,382	65,66,86,284	485,06,64,666	92,49,808	484,14,14,858	51,18,194
-----	-----	-----	-----	-----	-----
32,64,61,580	...	32,64,61,580	20,14,709	32,44,46,871	...
40,17,29,698	2,944	40,17,32,642	14,08,936	40,03,23,706	...
4,42,58,692	...	4,42,58,692	19,118	4,42,39,574	...

Category of Loans

I

LOANS FOR ECONOMIC SERVICES-*contd.*(a) Agriculture and Allied Activities-*contd.*6401-Loans for Crop Husbandry-*concl.*

190-Loans to Public Sector and Other Undertakings

195-Loans to Farming Cooperatives

800-Other Loans

Total-6401-Loans for Crop Husbandry

6402-Loans for Soil and Water Conservation-

102-Soil Conservation

Total-6402-Loans for Soil and Water Conservation

6403-Loans for Animal Husbandry-

102-Cattle and Buffalo Development

103-Poultry Development

Total-6403-Loans for Animal Husbandry

6404-Loans for Dairy Development-

102-Dairy Development Project

190-Loans to Public Sector and Other Undertaking

195-Loans to Farming Cooperatives

Total-6404-Loans for Dairy Development

6405-Loans for Fisheries-

106-Mechanisation of Fishing crafts

190-Loans to Public Sector and Other Undertakings

195-Loans to Farming Cooperatives

800-Other Loans

Total-6405-Loans for Fisheries

6406-Loans for Forestry and Wild Life-

104-Forestry

Total-6406-Loans for Forestry and Wild Life

6407-Loans for Plantations-

01-Tea

190-Loans to Public Sector and Other Undertakings

Total-01

03-Rubber-

190-Loans to Public Sector and Other Undertakings

Total-03

Total-6407-Loans for Plantations

6408-Loans for Food, Storage and Warehousing-

02-Storage and Warehousing-

800-Other Loans

Total-02

Total-6408-Loans for Food, Storage and Warehousing

No. 18-contd.

Balance on 1st April, 1996	Advanced during the year	Total	Repaid during the year	Balance on 31st March, 1997	Interest received and credited to revenue
2 Rs	3 Rs	4 Rs	5 Rs	6 Rs	7 Rs
49,58,11,618	...	49,58,11,618	...	49,58,11,618	1,53,820
42,66,76,131	...	42,66,76,131	3,215	42,66,72,916	2,12,162
169,49,37,719	2,944	169,49,40,663	34,45,978	169,14,94,685	3,65,982
(-) 1,000	...	(-) 1,000	...	(-) 1,000 (x)	...
(-) 1,000	...	(-) 1,000	...	(-) 1,000 (x)	...
3,22,102	...	3,22,102	...	3,22,102	...
3,22,102	...	3,22,102	...	3,22,102	...
9,94,579	...	9,94,579	...	9,94,579	...
31,57,750	...	31,57,750	...	31,57,750	...
3,57,65,772	...	3,57,65,772	...	3,57,65,772	...
3,99,18,101	...	3,99,18,101	...	3,99,18,101	...
10,17,58,477	3,00,00,000	13,17,58,477	500	13,17,57,977	...
2,02,82,777	...	2,02,82,777	...	2,02,82,777	...
11,56,79,677	2,05,48,000	13,62,27,677	1,55,289	13,60,72,388	...
1,00,90,633	4,26,800	1,05,17,433	50,086	1,04,67,347	...
24,78,11,564	5,09,74,800	29,87,86,364	2,05,875	29,85,80,489	...
1,60,00,000	...	1,60,00,000	...	1,60,00,000	...
1,60,00,000	...	1,60,00,000	...	1,60,00,000	...
14,89,59,411	1,31,50,000	16,21,09,411	...	16,21,09,411	...
14,89,59,411	1,31,50,000	16,21,09,411	...	16,21,09,411	...
35,00,000	...	35,00,000	...	35,00,000	...
35,00,000	...	35,00,000	...	35,00,000	...
15,24,59,411	1,31,50,000	16,56,09,411	...	16,56,09,411	...
8,53,535	...	8,53,535	...	8,53,535	...
8,53,535	...	8,53,535	...	8,53,535	...
8,53,535	...	8,53,535	...	8,53,535	...

(x) Reasons for minus balance is investigated.

Category of Loans

1

LOANS FOR ECONOMIC SERVICES-*contd.*(a) Agriculture and Allied Activities-*concl.*

6425-Loans for Co-operation-
 106-Loans to Multipurpose Rural Cooperatives
 107-Loans to Credit Cooperatives
 108-Loans to Other Cooperatives
 796-Tribal Areas Sub-Plan

Total-6425-Loans for Co-operation

6435-Loans for Other Agricultural Programmes-
 01-Marketing and Quality Control-
 101-Marketing Facilities

Total-01

Total-6435-Loans for Other Agricultural Programmes

Total-(a)-Agriculture and Allied Activities

(b) Rural Development-

6515-Loans for Other Rural Development Programmes-
 101-Panchayati Raj
 102-Community Development
 103-Rural Works Programmes

Total-6515-Loans for Other Rural Development Programmes

Total-(b)-Rural Development

(c) Special Areas Programmes-

6551-Loans for Hill Areas-
 60-Other Hill Areas
 101-Development of Hill Areas

Total-60

Total-6551-Loans for Hill Areas

6575-Loans for Other Special Areas Programmes-
 03-Tribal Areas-
 800-Other Loans

Total-03

Total-6575-Loans for Other Special Areas Programmes

Total-(c)-Special Areas Programmes

(d) Irrigation and Flood Control-

6702-Loans for Minor Irrigation-
 102-Ground Water

Total-6702-Loans for Minor Irrigation

6705-Loans for Command Area Development-
 800-Other Loans

Total-6705-Loans for Command Area Development

Total-(d)-Irrigation and Flood Control

No. 18-contd.

Balance on 1st April, 1996	Advanced during the year	Total	Repaid during the year	Balance on 31st March, 1997	Interest received and credited to revenue
2	3	4	5	6	7
Rs.	Rs.	Rs.	Rs.	Rs.	Rs.
51,36,17,150	2,03,21,500	53,39,38,650	32,97,536	53,06,41,114	16,312
4,12,06,813	83,51,582	4,95,58,395	(-) 50,90,310	5,46,48,705	44,000
1,91,37,358	11,16,750	2,02,54,108	1,01,79,649	1,00,74,459	21,26,550
7,09,500	...	7,09,500	...	7,09,500	...
57,46,70,821	2,97,89,832	60,44,60,653	83,86,875	59,60,73,778	21,86,862
2,51,653	...	2,51,653	...	2,51,653	...
2,51,653	...	2,51,653	...	2,51,653	...
2,51,653	...	2,51,653	...	2,51,653	...
272,72,23,906	9,39,17,576	282,11,41,482	1,20,38,728	280,91,02,754	25,52,844
2,89,83,985	...	2,89,83,985	38,448	2,89,45,537	...
3,25,00,698	...	3,25,00,698	...	3,25,00,698	...
18,97,535	...	18,97,535	2,264	18,95,271	...
6,33,82,218	...	6,33,82,218	40,712	6,33,41,506	...
6,33,82,218	...	6,33,82,218	40,712	6,33,41,506	...
10,42,98,130	2,29,50,000	12,72,48,130	...	12,72,48,130	...
10,42,98,130	2,29,50,000	12,72,48,130	...	12,72,48,130	...
10,42,98,130	2,29,50,000	12,72,48,130	...	12,72,48,130	...
3,27,860	...	3,27,860	...	3,27,860	...
3,27,860	...	3,27,860	...	3,27,860	...
3,27,860	...	3,27,860	...	3,27,860	...
10,46,25,990	2,29,50,000	12,75,75,990	...	12,75,75,990	...
9,19,552	...	9,19,552	1,38,701	7,80,851	...
9,19,552	...	9,19,552	1,38,701	7,80,851	...
85,76,666	...	85,76,666	...	85,76,666	...
85,76,666	...	85,76,666	...	85,76,666	...
94,96,218	...	94,96,218	1,38,701	93,57,517	...

Category of Loans

1

LOANS FOR ECONOMIC SERVICES-*contd.*

(e) Energy-

- 6801-Loans for Power Projects-
- 202-Thermal Power Generation
- 205-Transmission and Distribution

Total-6801-Loans for Power Projects

Total-(e)-Energy

(f) Industry and Minerals-

- 6851-Loans for Village and Small Industries-
- 101-Industrial Estates
- 102-Small Scale Industries
- 103-Handloom Industries
- 104-Handicraft Industries
- 106-Coir Industries
- 107-Sericulture Industries
- 108-Powerloom Industries
- 190-Loans to Public Sector and Other Undertakings
- 195-Loans to Farming Cooperatives
- 200-Other Village Industries
- 796-Tribal Areas Sub-Plan

Total-6851-Loans for Village and Small Industries

- 6855-Loans for Fertilizer Industries-
- 190-Loans to Public Sector and Other Undertakings

Total-6855-Loans for Fertilizer Industries

- 6857-Loans for Chemical and Pharmaceutical Industries-
- 01-Chemical and Pesticides Industries-
- 190-Loans to Public Sector and Other Undertakings

Total-01

- 02-Drugs and Pharmaceutical Industries-
- 190-Loans to Public Sector and Other Undertakings

Total-02

Total-6857-Loans for Chemical and Pharmaceutical Industries

- 6858-Loans for Engineering Industries-
- 02-Other Industrial Machinery Industries-
- 800-Other Loans

Total-02

- 03-Transport Equipment Industries-
- 190-Loans to Public Sector and Other Undertakings

Total-03

Balance on Ist April, 1996	Advanced during the year	Total	Repaid during the year	Balance on 31st March, 1997	Interest received and credited to revenue
2	3	4	5	6	7
Rs.	Rs.	Rs.	Rs.	Rs.	Rs.
1,378,99,87,321	529,29,71,586	1,908,29,58,907	896,29,62,034	1,011,99,96,873	60,20,42,923
68,69,25,838	1,00,00,000	69,69,25,838	58,66,26,138	11,02,99,700	...
1,447,69,13,159	530,29,71,586	1,977,98,84,745	954,95,88,172	1,023,02,96,573	60,20,42,923
1,447,69,13,159	530,29,71,586	1,977,98,84,745	954,95,88,172	1,023,02,96,573	60,20,42,923
25,009	...	25,009	2,840	22,169	...
12,42,83,195	13,97,370	12,56,80,565	5,88,838	12,50,91,727	10,980
82,63,518	...	82,63,518	46,589	82,16,929	...
3,67,120	...	3,67,120	...	3,67,120	...
1,54,533	...	1,54,533	...	1,54,533	...
28,01,768	...	28,01,768	1,708	28,00,060	...
50,000	...	50,000	...	50,000	...
15,40,67,930	5,52,77,598	20,93,45,528	...	20,93,45,528	16,97,264
13,96,75,144	1,13,22,132	15,09,97,276	10,35,235	14,99,62,041	19,530
83,88,731	...	83,88,731	...	83,88,731	...
5,10,000	...	5,10,000	...	5,10,000	...
43,85,86,948	6,79,97,100	50,65,84,048	16,75,210	50,49,08,838	17,27,774
9,76,900	...	9,76,900	...	9,76,900	...
9,76,900	...	9,76,900	...	9,76,900	...
94,43,18,344	7,11,87,000	101,55,05,344	...	101,55,05,344	...
94,43,18,344	7,11,87,000	101,55,05,344	...	101,55,05,344	...
23,24,06,074	5,47,37,000	28,71,43,074	...	28,71,43,074	...
23,24,06,074	5,47,37,000	28,71,43,074	...	28,71,43,074	...
117,67,24,418	12,59,24,000	130,26,48,418	...	130,26,48,418	...
98,27,43,774	18,49,49,104	116,76,92,878	...	116,76,92,878	...
98,27,43,774	18,49,49,104	116,76,92,878	...	116,76,92,878	...
105,47,24,427	13,67,85,771	119,15,10,198	...	119,15,10,198	...
105,47,24,427	13,67,85,771	119,15,10,198	...	119,15,10,198	...

Category of Loans

1

LOANS FOR ECONOMIC SERVICES-*contd.*(f) Industries and Minerals-*contd.*6858-Loans for Engineering Industries-*concl.*

04-Other Engineering Industries-

190-Loans to Public Sector and Other Undertakings

800-Other Loans

Total-04

Total-6858-Loans for Engineering Industries

6859-Loans for Telecommunication and Electronic Industries-

02-Electronics-

190-Loans to Public Sector and Other Undertakings

Total-02

Total-6859-Loans for Telecommunication and Electronic Industries

6860-Loans for Consumer Industries-

01-Textiles-

190-Loans to Public Sector and Other Undertakings

Total-01

03-Leather-

190-Loans to Public Sector and Other Undertakings

Total-03

04-Sugar-

190-Loans to Public Sector and Other Undertakings

Total-04

05-Paper and Newsprint-

190-Loans to Public Sector and Other Undertakings

Total-05

60-Others-

102-Food & Beverages

190-Loans to Public Sector and Other Undertakings

317-Jute-

800-Others-

Total-60

Total-6860-Loans for Consumer Industries

Balance on 1st April, 1996	Advanced during the year	Total	Repaid during the year	Balance on 31st March, 1997	Interest received and credited to revenue
2	3	4	5	6	7
Rs.	Rs.	Rs.	Rs.	Rs.	Rs.
11,10,71,000	2,29,89,600	13,40,60,600	4,00,000	13,36,60,600	2,30,00,000
13,64,97,698	13,58,355	13,78,56,053	...	13,78,56,053	12,42,624
24,75,68,698	2,43,47,955	27,19,16,653	4,00,000	27,15,16,653	2,42,42,624
228,50,36,899	34,60,82,830	263,11,19,729	4,00,000	263,07,19,729	...
6,50,00,000	50,00,000	7,00,00,000	...	7,00,00,000	...
6,50,00,000	50,00,000	7,00,00,000	...	7,00,00,000	...
6,50,00,000	50,00,000	7,00,00,000	...	7,00,00,000	...
136,46,46,430	17,65,72,700	154,12,19,130	...	154,12,19,130	...
136,46,46,430	17,65,72,700	154,12,19,130	...	154,12,19,130	...
1,92,38,000	29,97,423	2,22,35,423	...	2,22,35,423	...
1,92,38,000	29,97,423	2,22,35,423	...	2,22,35,423	...
21,00,90,296	2,00,00,000	23,00,90,296	...	23,00,90,296	...
21,00,90,296	2,00,00,000	23,00,90,296	...	23,00,90,296	...
6,15,00,000	...	6,15,00,000	1,42,858	6,13,57,142	...
6,15,00,000	...	6,15,00,000	1,42,858	6,13,57,142	...
2,56,360	31,93,217	34,49,577	...	34,49,577	...
161,17,91,982	23,26,82,800	184,44,74,782	...	184,44,74,782	...
27,78,86,632	5,79,51,536	33,58,38,168	...	33,58,38,168	...
28,36,79,271	1,01,43,000	29,38,22,271	5,91,619	29,32,30,652	...
217,36,14,245	30,39,70,553	247,75,84,798	5,91,619	247,69,93,179	...
382,90,88,971	50,35,40,676	433,26,29,647	7,34,477	433,18,95,170	...

Category of Loans

1

LOANS FOR ECONOMIC SERVICES-*contd.*(f) Industries and Minerals-*concl.*

6875-Loans for Other Industries-

60-Other Industries-

800-Other Loans

Total-60

Total-6875-Loans for Other Industries

6885-Other Loans to Industries and Minerals-

01-Loans to Industrial Financial Institutions-

190-Loans to Public Sector and Other Undertakings

Total-01

60-Others-

800-Other Loans

Total-60

Total-6885-Other Loans to Industries and Minerals

Total-(f)-Industries and Minerals

(g) Transport-

7055-Loans for Road Transport-

190-Loans to Public Sector and Other Undertakings

Total-7055-Loans for Road Transport

7056-Loans for Inland Water Transport-

190-Loans to Public Sector and Other Undertakings

Total-7056-Loans for Inland Water Transport

7075-Loans for Other Transport Services-

01-Roads and Bridges-

800-Other Loans

Total-01

Total-7075-Loans for Other Transport Services

Total-(g)-Transport

(i) Science, Technology and Environment-

7425-Loans for Other Scientific Research-

190-Loans to Public Sector and Other Undertakings

800-Other Loans

Total-7425-Loans for Other Scientific Research

Total-(i)-Science, Technology and Environment

Balance on 1st April, 1996	Advanced during the year	Total	Repaid during the year	Balance on 31st March, 1997	Interest received and credited to revenue
2	3	4	5	6	7
Rs.	Rs.	Rs.	Rs.	Rs.	Rs.
14,13,31,304	2,20,00,000	16,33,31,304	...	16,33,31,304	...
14,13,31,304	2,20,00,000	16,33,31,304	...	16,33,31,304	...
14,13,31,304	2,20,00,000	16,33,31,304	...	16,33,31,304	...
14,46,04,903	2,33,00,000	16,79,04,903	...	16,79,04,903	...
14,46,04,903	2,33,00,000	16,79,04,903	...	16,79,04,903	...
90,17,31,967	5,99,25,000	96,16,56,967	...	96,16,56,967	...
90,17,31,967	5,99,25,000	96,16,56,967	...	96,16,56,967	...
104,63,36,870	8,32,25,000	112,95,61,870	...	112,95,61,870	...
898,30,82,310	115,37,69,606	1,013,68,51,916	28,09,687	1,013,40,42,229	2,59,70,398
415,01,70,962	32,40,19,592	447,41,90,554	...	447,41,90,554	...
415,01,70,962	32,40,19,592	447,41,90,554	...	447,41,90,554	...
25,71,247	...	25,71,247	...	25,71,247	...
25,71,247	...	25,71,247	...	25,71,247	...
388,02,84,019	4,50,00,000	392,52,84,019	...	392,52,84,019	...
388,02,84,019	4,50,00,000	392,52,84,019	...	392,52,84,019	...
388,02,84,019	4,50,00,000	392,52,84,019	...	392,52,84,019	...
803,30,26,228	36,90,19,592	840,20,45,820	...	840,20,45,820	...
1,00,000	...	1,00,000	...	1,00,000	...
1,658	...	1,658	...	1,658	...
1,01,658	...	1,01,658	...	1,01,658	...
1,01,658	...	1,01,658	...	1,01,658	...

Category of Loans

I

LOANS FOR ECONOMIC SERVICES-*concl.*

(j) General Economic Services-

7452-Loans for Tourism-

01-Tourist Infrastructure-

190-loans to Public Sector and Other Undertakings

Total-01

Total-7452-Loans for Tourism

7465-Loans for General Financial and Trading Institutions-

102-Trading Institutions

Total-7465-Loans for General Financial and Trading Institutions

Total-(j)-General Economic Services

Total-Loans for Economic Services

LOANS TO GOVERNMENT SERVANTS-

7610-Loans to Government Servants-

201-House Building Advances

202-Advances for purchase of Motor Conveyances

203-Advances for purchase of Other Conveyances

800-Other Advances

Total-7610-Loans to Government Servants

Total-Loans to Government Servants

LOANS FOR MISCELLANEOUS PURPOSES-

7615-Miscellaneous Loans-

200-Miscellaneous Loans

Total-7615-Miscellaneous Loans

Total-Loans for Miscellaneous Purposes

Total-F-Loans and Advances

Balance on 1st April, 1996	Advanced during the year	Total	Repaid during the year	Balance on 31st March, 1997	Interest received and credited to revenue
2	3	4	5	6	7
Rs.	Rs.	Rs.	Rs.	Rs.	Rs.
1,11,25,000	...	1,11,25,000	...	1,11,25,000	...
1,11,25,000	...	1,11,25,000	...	1,11,25,000	...
1,11,25,000	...	1,11,25,000	...	1,11,25,000	...
12,12,32,000	1,55,00,000	13,67,32,000	...	13,67,32,000	...
12,12,32,000	1,55,00,000	13,67,32,000	...	13,67,32,000	...
13,23,57,000	1,55,00,000	14,78,57,000	...	14,78,57,000	...
3,453,02,08,687	695,81,28,360	4,148,83,37,047	956,46,16,000	3,192,37,21,047	63,05,66,165
145,43,51,993	34,48,26,226	179,91,78,219	21,77,60,120	158,14,18,099	61,27,316
1,97,25,599	96,45,722	2,93,71,321	56,21,951	2,37,49,370	2,27,550
(-) 36,246	5,04,675	4,68,429	4,89,033	(-) 20,604 (x)	7,488
3,63,88,737	1,14,67,385	4,78,56,122	1,63,33,980	3,15,22,142	25,12,643
151,04,30,083	36,64,44,008	187,68,74,091	24,02,05,084	163,66,69,007	88,74,997
151,04,30,083	36,64,44,008	187,68,74,091	24,02,05,084	163,66,69,007	88,74,997
57,81,078	...	57,81,078	...	57,81,078	1,30,12,895 (a)
57,81,078	...	57,81,078	...	57,81,078	1,30,12,895
57,81,078	...	57,81,078	...	57,81,078	1,30,12,895
4,024,03,98,230	798,12,58,652	4,822,16,56,882	981,40,70,892	3,840,75,85,990	65,75,72,251

(x) The reasons for *minus* balances are under investigation and taken up with the Departmental Authorities.

(a) The details are awaited from Government/Departmental Authorities.

STATEMENT NO. 18-*concl.*

Details of Loans Advanced during the year for Plan Schemes are given below :

Major heads of Account	Amount Rs.
6215-Loans for Water Supply and Sanitation	40,52,000
6216-Loans for Housing	50,00,000
6217-Loans for Urban Development	57,64,60,000
6220-Loans for Information and publicity	22,46,000
6250-Loans for Other Social Services	11,17,284
6405-Loans for Fisheries	4,26,800
6407-Loans for Plantations	57,50,000
6425-Loans for Co-operation	61,71,750
6551-Loans for Hill Areas	63,50,000
6801-Loans for Power Projects	529,29,71,586
6851-Loans for Village and Small Industries	4,86,65,230
6857-Loans for Chemical and Pharmaceutical Industries	3,12,00,000
6858-Loans for Engineering Industries	7,07,56,232
6859-Loans for Telecommunication and Electronic Industries	50,00,000
6860-Loans for Consumer Industries	6,55,91,217
6885-Other Loans to Industries and Minerals	7,82,25,000
7055-Loans for Road Transport	32,40,19,592
7075-Loans for Other Transport Services	2,00,00,000
7465-Loans for General Financial and Trading Institutions	1,30,00,000
	<hr/>
	655,70,02,691
	<hr/>

Statement No. 19

STATEMENT NO. 19 - STATEMENT SHOWING

Name of Reserve Fund or Deposit Account

J - RESERVE FUNDS -

(a) Reserve Funds bearing Interest -

8115 - Depreciation/Renewal Reserve Funds -

103 - Depreciation Reserve Fund -

Government Commercial Departments and Undertakings

Total - 8115 - Depreciation/Renewal Reserve Funds

Total - (a) Reserve Funds bearing Interest

(b) Reserve Funds not bearing interest

8222 - Sinking Funds(x) -

01 - Appropriation for reduction or avoidance of Debt -

101 - Sinking Funds

02 - Sinking Fund Investment Account -

101 - Sinking Fund Investment Account

Total - 8222 - Sinking Funds

8223 - Famine Relief Fund -

101 - West Bengal Famine Relief Fund

Total - 8223 - Famine Relief Fund

8225 - Roads and Bridges Fund -

02 - State Roads and Bridges Fund -

101 - State Roads and Bridges Fund

Total - 8225 - State Roads and Bridges Fund

8226 - Depreciation/Renewal Reserve Funds -

102 - Depreciation Reserve Funds of Government Non-Commercial Departments

Total - 8226 - Depreciation/Renewal Reserve Funds

8229 - Development and Welfare Funds -

103 - Development Funds for Agricultural Purposes

107 - Funds for Development of Milk Supply

109 - Cooperative Development Funds

200 - Other Development and Welfare Funds

General Reserve Fund for Cooch Behar

Total - 8229 - Development and Welfare Funds

8235 - General and Other Reserve Funds -

111 - Calamity Relief Fund

200 - Other Funds

Total - 8235 - General and Other Reserve Funds

Total - (b) Reserve Funds not bearing Interest

Total - J - Reserve Funds

(x) Loanwise details of Transactions are given in Annexure.

THE DETAILS OF EARMARKED BALANCES

Balance on 31st March, 1996			Balance on 31st March, 1997		
Cash	Investment	Total	Cash	Investment	Total
2	3	4	5	6	7
Rs.	Rs.	Rs.	Rs.	Rs.	Rs.
47,17,315	...	47,17,315	47,17,315	...	47,17,315
47,17,315	...	47,17,315	47,17,315	...	47,17,315
47,17,315	...	47,17,315	47,17,315	...	47,17,315
(-)1,04,000		(-)1,04,000(a)	(-) 1,04,000	...	(-) 1,04,000(a)
	10,00,000	10,00,000	...	10,00,000	10,00,000
(-)1,04,000	10,00,000	8,96,000	(-)1,04,000	10,00,000	8,96,000
1,19,92,157	10,15,600	1,30,07,757	1,20,48,015	10,15,600	1,30,63,615
1,19,92,157	10,15,600	1,30,07,757	1,20,48,015	10,15,600	1,30,63,615
15,84,77,253	...	15,84,77,253	17,39,33,880	...	17,39,33,880
15,84,77,253	...	15,84,77,253	17,39,33,880	...	17,39,33,880
28,72,738	...	28,72,738	28,72,738	...	28,72,738
28,72,738	...	28,72,738	28,72,738	...	28,72,738
2,89,04,675	...	2,89,04,675	2,89,04,675	...	2,89,04,675
60,84,114	...	60,84,114	60,84,114	...	60,84,114
2,00,361	...	2,00,361	2,00,361	...	2,00,361
45,77,264	...	45,77,264	45,77,264	...	45,77,264
5,20,591	59,57,098	64,77,689	5,20,591	59,57,098	64,77,689
4,02,87,005	59,57,098	4,62,44,103	4,02,87,005	59,57,098	4,62,44,103
77,37,49,662	...	77,37,49,662	76,77,31,867	...	76,77,31,867
2,11,90,997	...	2,11,90,997	2,85,38,397	...	2,85,38,397
79,49,40,659	...	79,49,40,659	79,62,70,264	...	79,62,70,264
1,00,84,65,812	79,72,698	1,01,64,38,510	102,53,07,902	79,72,698	103,32,80,600
1,01,31,83,127	79,72,698	1,02,11,55,825	103,00,25,217	79,72,698	103,79,97,915

(a) Minus figure was due to accounting adjustment according to principle of book keeping followed in Government accounts vide Statement No. 16.

Name of Reserve Fund or Deposit Account

I

K - DEPOSITS AND ADVANCES -

(a) Deposits bearing Interest -

8336 - Civil Deposits -

800 - Other Deposits

Total - 8336 - Civil Deposits

8338 - Deposits of Local Funds -

102 - Deposits of State Transport Corporation

104 - Deposits of other Autonomous bodies

Total - 8338 - Deposits of Local Funds

8342 - Other Deposits -

103 - Deposits of Government Companies, Corporations, etc.

120 - Miscellaneous Deposits

Total - 8342 - Other Deposits

Total - (a) Deposits bearing Interest

(b) Deposits not bearing Interest -

8449 - Other Deposits -

103 - Subventions from Central Road Fund

120 - Miscellaneous Deposits

Total - 8449 - Other Deposits

Total - K - Deposits and Advances

Grand Total

Balance on 31st March, 1996

Cash 2 Rs.	Investment 3 Rs.	Total 4 Rs.
606,90,68,666	..	606,90,68,666
606,90,68,666	..	606,90,68,666
2,75,40,301	..	2,75,40,301
49,78,400	..	49,78,400
3,25,18,701	..	3,25,18,701
245,29,85,530	..	245,29,85,530
107,68,65,193	..	107,68,65,193
352,98,50,723	..	352,98,50,723
963,14,38,090	..	963,14,38,090
(-42,82,036	..	(-42,82,036(a)
5,69,97,375	..	5,69,97,375
5,27,15,339	..	5,27,15,339
968,41,53,429	..	968,41,53,429
10,69,73,36,556	79,72,698	10,70,53,09,254

Balance on 31st March, 1997

Cash 5 Rs.	Investment 6 Rs.	Total 7 Rs.
771,31,40,037	...	771,31,40,037
771,31,40,037	...	771,31,40,037
2,75,40,301	...	2,75,40,301
49,78,400	...	49,78,400
3,25,18,701	...	3,25,18,701
214,56,89,561	...	214,56,89,561
143,94,17,160	...	143,94,17,160
358,51,06,721	...	358,51,06,721
1,133,07,65,459	...	1,133,07,65,459
42,30,295	...	42,30,295
5,69,97,555	...	5,69,97,555
6,12,27,850	...	6,12,27,850
1,139,19,93,309	...	1,139,19,93,309
1,242,20,18,526	79,72,698	1,242,99,91,224

(a) Minus balance is due to non-release of Central assistance in this regard.

Description of Loans

1

J - RESERVE FUNDS -

(b) Reserve Funds not bearing Interest -

8222 - Sinking Funds -

01 - Appropriation for reduction or avoidance of Debt -
Sinking Funds for Amortisation -Loans from the Life Insurance Corporation of India
6 per cent West Bengal Loan, 1984

Total

Description of Loans

1

02 - Sinking Fund Investment Account -
Sinking Funds -
6 per cent West Bengal Loan, 1984Balance on
1st April, 1996

2

Rs.

10.00.000

STATEMENT NO. 19

Balance on 1st April, 1996	Amount appropriated from revenue	Interest on investment	Total	Amount transferred to Miscellaneous Government account	Balance on 31st March, 1997
2	3	4	5	6	7
Rs.	Rs.	Rs.	Rs.	Rs.	Rs.
8,96,000	8,96,000	...	8,96,000
...	...	54,375	54,375	54,375	...
8,96,000	...	54,375	9,50,375	54,375	8,96,000

Purchase of securities	Total	Sale of securities	Balance on 31st March, 1997	Remarks	
				Face Value	Market Value
3	4	5	6	7	8
Rs.	Rs.	Rs.	Rs.	Rs.	Rs.
...	10,00,000	...	10,00,000	10,00,000	(a)

(a) Not available from the State Govt.

STATEMENT OF INVESTMENTS MADE

(Referred to in

1994-95

	No. of Concerns	Up-to-date Investment	Dividend/Interest received during the year
	1	2 <i>(In lakhs of rupees)</i>	3
(i) Statutory Corporations	3	1,745.91	45.87
(ii) Government Companies	56	1,19,760.82	0.48
(iii) Banks	10	118.21	..
(iv) Joint Stock Companies	17	10,435.34	..
(v) Cooperatives	1,898(x)	13,375.94	54.07
Total		1,45,436.22	100.42

(x) Complete information not received from Departmental Officers.

AND DIVIDEND / INTEREST RECEIVED

note 2 at page 24)

1995-96

1996-97

No. of Concerns	Up-to-date Investment	Dividend/ Interest received during the year	No. of Concerns	Up-to-date Investment	Dividend/ Interest received during the year
4	5	6	7	8	9
	(In lakhs of rupees)			(In lakhs of rupees)	
3	2,370.91	...	3	2,845.62	...
57	1,99,244.91	24.13	57	2,83,981.04	6.19
10	326.04	...	10	747.09	...
17	10,474.20	3.72	19	22,534.14	0.02
1901(x)	14,406.63	12.54	1902(x)	15,968.54	47.01
	<u>2,26,822.69</u>	<u>40.39</u>		<u>3,26,076.43</u>	<u>53.22</u>

**STATEMENT OF WORKS OF STATE HIGHWAYS AND DISTRICT AND OTHER ROADS,
THE PROGRESSIVE EXPENDITURE ON WHICH EXCEEDED
Rs. 50 LAKHS AT THE END OF 1996-97**

(Referred to in note (a) at page 137)

1	Name of work	Expenditure during 1996-97 2 Rs.	Expenditure at the end of 1996-97 3 Rs.
1.	Contai-Belda Road (Midnapore)	...	65,00,766
2.	Durgapur Express Highway	...	3,10,79,075
3.	Diamond Harbour-Kakdwip State Highway (South 24-Parganas)	...	54,48,133
4.	Widening and Strengthening of S.C.Mullick Road	(-) 1,41,01,705	...
5.	Improvement of Panagarh-Moregram Road (ADB Project)	18,49,02,451	97,13,67,073
6.	Balance Work of 'C' State of Gopiballavpur Hatibari Road	...	73,87,075
7.	Other works each costing Rs. 50 lakhs and less	4,44,00,546	26,28,66,564
8.	Widening and strengthening of Chanditala Champadanga Road (Hooghly Highway)	...	1,86,60,443
9.	Widening & strengthing of Panskura-Ghatal Road (Midnapore-I)	37,12,800	52,30,947
10.	Widening & strengthing of Calcutta-Basanti Road	2,89,158	1,00,06,161
11.	Widening & strengthing of Arambagh Goghat Ramjibanpur Road (Hooghly-I)	20,38,944	65,79,162
12.	Improvement of Bolepur-Rajagram Road (Birbhum)	2,55,91,514	2,55,91,514
13.	Widening & strengthing of Bagnan-Amta Road	19,23,309	1,71,83,196
14.	Construction of Contai Bye Pass (Tamluk Highway)	8,28,188	98,04,976
	Total - State Highways	24,95,85,205	137,77,05,085
15.	Saptagram-Guptipara-Kalna-Dhatrigram-Nabadwip-Purbasthali Road (Hooghly)	...	80,55,565
16.	Chopra-Betai-Karimpur-Shikarpur Road (Nadia)	...	79,68,332
17.	Contai-Tamluk Road (Midnapore)	...	56,43,179
18.	Gajol-Banshihari-Balurghat Road	...	1,23,07,955
19.	Improvement of Dubrajpur-Khairasol-Burajamatara Road (Birbhum)	44,61,057	92,99,120
20.	Bridge on Mundeswari River at Harinkhola	...	50,51,948
21.	Construction of Haldi Bridge at Narghat (Midnapore)	...	3,60,62,414
22.	Construction of Nannur-Basapara Road (Birbhum)	21,92,841	1,11,65,985
23.	Construction of Kaichur-Nandigram-Singhi Road (Burdwan)	...	93,47,450
24.	Jagatpur-Khanakul-Dharampota Road (Hooghly)	...	66,61,739
25.	Construction of Dighirpur-Muchisha Road (South 24-Parganas)	...	58,35,545
26.	Construction of Sramik Setu	...	1,08,87,000
27.	Bridge over River Hooghly at Kalyani	10,23,813	4,95,15,766
28.	Bidge over River Subarnarekha at Kutighat	...	4,09,21,635
29.	Bridge over River Damodar at Jaynagarghat	2,99,100	1,02,94,192
30.	Rajagram-Bishnupur Road	...	71,16,042
31.	Widening and improvement of Kharagpur-Balasore Roads up to Orissa	...	97,04,487
32.	Construction of Bridge over River Baliakhari (West Dinajpur)	11,71,896	1,23,83,991
33.	Amratola to Hoto R.S. (24 Parganas Highway)	9,83,946	1,53,23,668
34.	Improvement of Pundibari-Baneswar Road with link to Gopalpur	...	1,17,81,012

APPENDIX II -Contd.

Name of work	Expenditure during 1996-97	Expenditure at the end of 1996-97
1	2	3
	Rs.	Rs.
35. Tufanganj-Kamakhyaguri Road (Cooch Behar Highway)	...	1,18,83,489
36. Bridge over Dudua on Dhupguri-Falakata Road	...	2,51,38,350
37. Janaldah-Ranirhat with a bridge over Setonga (Jalpaiguri Highway)	...	2,78,28,097
38. Eklakshmi to Rashikpur Road	(-) 942	1,00,39,083
39. Construction of road from Kotwali Ferryghat to Phukuria Ferryghat (Malda Highway)	1,41,340	1,05,80,478
40. Bridge over Bagjolakhal on Sikarpur-Kulti Canal Road (Barasat Highway)	...	64,92,330
41. Bridge over river Ajoy at Natunhat (Burdwan Highway-III)	2,48,50,823	5,71,65,511
42. Improvement of road from Khairasol to Rajnagar (Birbhum Highway)	1,26,535	71,70,852
43. Kastur R.S. to Raghunathpur Chas Road (Purulia Highway)	55,933	73,49,363
44. Construction of R.C.C. double lane Bridge over river Damodar (Howrah Highway)	...	81,16,784
45. Chandpara-Nahata Section of Chandpara Akaipur Road (Barasat Highway)	32,104	88,09,129
46. Road from Bhatar-Samanti with a Bridge over Hari (Burdwan Highway-III)	2,22,908	1,14,42,663
47. Improvement of Kankeper-Behetali Road (Part I) under Murshidabad in Dini (Birbhum Highway)	2,43,488	1,18,77,003
48. Improvement of Panagarh Moregram Road (ADB Project)	7,04,95,261	13,96,76,163
49. Improvement of Gobardhanpur Itaberia Road (Tamluk)	6,19,109	1,27,05,377
50. Improvement of Bolpur Rajaram Road (Birbhum)	...	1,50,02,592
51. Construction of Bridge over River Sati (Jalpaiguri)	...	2,15,69,788
52. Construction of Asharpani Bandwana Road (Purulia)	4,45,440	83,80,612
53. Indus-Shespur-Atur Road with a link to Dighalgram (Bankura)	14,81,333	2,10,44,158
54. Construction of Bridge over Torsa near CoochBehar Town (CoochBehar)	1,34,11,172	3,11,58,701
55. Bridge over river Banti on CoochBehar Banaswar Road (CoochBehar)	17,41,093	1,88,23,012
56. Construction Bridge over River Churni at Arunghata Birnagar Road (Nadia)	5,42,002	2,43,96,421
57. Protective work at Gouranga Setu (Burdwan Highway I)	1,27,228	1,18,30,874
58. Construction of Mahinagar-Debpur Road (Burdwan Highway II)	1,93,363	64,84,661
59. Improvement to Sasung-Mohar Road (Midnapore - I)	3,87,919	1,96,99,431
60. Upgradation of Gopiballavpur Hatibari Road (Midnapore - II)	42,70,185	1,03,09,442
61. Construction of Salar Talibpur Road (Murshidabad II)	12,72,179	65,72,313
62. Construction of Bharatpur-Lohadaghat Road (Murshidabad II)	43,37,644	1,07,74,732
63. Construction of Sibagram-Satpara Road (Murshidabad II)	29,71,900	1,28,78,263
64. Construction of Rajnagar-Sarbangapur Road (Murshidabad I)	9,57,651	1,01,71,700
65. Construction of Bhaduriapara Phanirampur Road (Murshidabad I) beyond Krishnanagar-Debpur-Jalangepur	25,90,966	1,22,34,960

APPENDIX II -Contd.

Name of work	Expenditure during 1996-97	Expenditure at the end of 1996-97
1	2	3
	Rs.	Rs.
66. Construction of Kharibana-Ramtola Road (Murshidabad I)	...	76,90,402
67. Kabulia-Tilakchak Road (Hooghly Highway)	...	56,86,890
68. Widening and metalling of Road from Kachuberia to Gangasagar Road (Diamond harbour)	40,41,501	3,88,20,828
69. Improvement of Najrul Islam Avenue	44,10,057	1,05,06,721
70. Construction of Kanki-Goagon Road (West Dinajpur)	1,01,75,189	3,32,37,248
71. Bridge on Gocharasa-Dhogahat (24 Parganas Highway)	...	62,29,976
72. Construction of Bridge over River Saraswati at Tribeni within Bansberia Municipality (Kalyani Highway II)	35,62,001	96,43,698
73. Construction of Joypur Khalna Murumdadighi Road section from Joypur to Khalna with a Bridge over Gaighia Canal (Howrah)	20,52,649	1,41,83,157
74. Improvement of Sindri-Manbazar Road (Purulia Highway)	6,55,890	53,74,187
75. Manbarar-Burdwan-Kuilapar Road (Purulia)	1,36,970	2,86,96,478
76. Construction of Patilal-Kadehat Road (Howrah Highway)	15,49,723	78,61,066
77. Construction of Nuntia-Chandpara Benapur Road (Howrah Highway)	29,58,641	1,10,11,949
78. Construction of Betai-Karianarit Road (Howrah)	22,32,180	1,06,49,959
79. Construction of Rajagram Bridge Approach (Bankura Highway)	13,03,525	1,09,70,882
80. Construction of Chanchuria to Raniganj-Midnapore Road (Via Asansole) (Bankura)	10,53,405	1,60,62,408
81. Construction of Nabuda-Jaykrishnapur Road (Bankura)	11,32,542	1,40,09,516
82. Construction of Kumbhas-Hali-Mirjapur Road (Bankura)	5,76,598	76,24,770
83. Construction of Udaipur-Mahupaldighi Road (West Dinajpur)	18,87,023	50,56,319
84. Construction of Kulick Bridge (West Dinajpur)	23,94,892	2,41,68,255
85. Construction of Harirampur-Dhunsadighi Road (West Dinajpur Road)	12,20,376	82,70,016
86. Construction of Roads on Eastern & Western approaches of Kalyani Bridge including R.O.B. over Bandel-Barharoa Line (Hooghly Highway-II)	26,14,929	1,84,87,851
87. Construction of Eastern & Western approaches of the Bridge over the River Hooghly (Hooghly Highway-II)	9,083	98,74,310
88. Construction of Mahadipur-Anantapur Road (Murshidabad-II)	21,64,767	81,88,996
89. Construction of Barwan-Belgram Road (Murshidabad-II)	14,75,251	61,82,794
90. Construction of Palitpurpatra to old Badsai Road (Murshidabad-II)	27,83,661	92,20,749
91. Construction of Salar-Bharatpur Road (Murshidabad-II)	17,73,026	71,70,163
92. Improvement of Illumbazar-Bana-Suri Road (Murshidabad-II)	8,48,595	62,44,624
93. Bridge over Dwarka at Gadadharpur (Birbhum)	79,59,264	1,65,95,119
94. Improvement of Road from Palse to Harishpur Road (Birbhum)	5,92,547	82,48,252
95. Improvement of Chatra-Rura-Jayigram Road (Birbhum)	3,76,969	84,15,938
96. Construction of Pailan-Nepalganjghat Road (24 Pgs-Highway)	4,36,934	90,18,034
97. Construction of Kanthaberia-Chumakhali-Pinakhali-Phulmalancha Road (24 Pgs.)	4,72,938	83,85,894
98. Construction of Bridge over River Gilandi (Jalpaiguri)	55,60,479	1,02,46,714

APPENDIX II -Contd.

Name of work	Expenditure during 1996-97	Expenditure at the end of 1996-97
1	2	3
	Rs.	Rs.
99. Construction of approach Road to River Dharla Bridge on Lataguri Kantighat Road (Jalpaiguri)	6,39,649	1,96,25,354
100. Construction of Bridge over River Basra on Kalchini to Jaigaon Road (Jalpaiguri)	85,81,842	1,05,68,641
101. Construction of Uchalan-Kaiti Road upto Alampur H.C. (Burdwan Highway-II)	5,55,528	89,86,746
102. Bridge over River Damodar at Disergarh (Burdwan-II)	1,53,01,253	1,53,01,253
103. Construction of Ramchandrapur-Baduria Road (Barasat Highway)	86,94,758	86,94,758
104. Construction of Hingalganj-Dalduli-Hemnagar Road (Barasat)	26,56,887	68,65,148
105. Construction of Gana-Kamarpara Road (Barasat)	5,96,887	3,60,01,155
106. Construction of Bridge-Sripalli Road (Barasat)	17,48,278	1,25,57,214
107. Widening and strengthening of Patipukur-Rajghat Road (Barasat)	16,87,580	64,50,358
108. Construction of Bishnupur-Belighata-Patherghat Road (Barasat Highway)	71,64,380	1,19,73,042
109. Jangipara-Boral Road (Hooghly Highway-I)	11,44,225	68,39,125
110. Sodepur-Khusiganj Road (Hooghly-I)	18,08,158	76,01,940
111. Construction of Kumarpur-Chakta Road (Burdwan-I)	9,12,324	1,11,88,613
112. Construction of Kariagram-Baukri Road (Burdwan-III)	14,13,212	1,04,65,457
113. Construction of Balgona R.S. to Chandapur Road (Burdwan-III)	6,95,052	74,68,088
114. Construction of Katwa-Churpuri-Bileswan Palit Road (Burdwan-III)	1,19,875	76,64,669
115. Construction of Bridge over mora Torsa (Dodghat) CoochBehar	44,78,447	1,34,89,368
116. Construction of Jamaldah-Ranighat via Uchapaki with a bridge over Sultanga (Coochbehar)	3,31,530	62,50,328
117. Construction of Putkafuri-Chowdhinhat (6.5 Km.)	5,69,958	64,14,398
118. Construction of Paharpur-Swarupganj Road (Malda)	1,48,605	64,38,886
119. Construction of Malatipur to Chandrapura Health Centre Road via Jalapur (Malda)	1,54,605	55,71,003
120. Improvement to Prayabazar to Arankinara Road (Midnapore-I)	17,15,934	65,51,460
121. Improvement to Banbetia-Jamuna Road (Midnapore-I)	5,05,176	2,36,77,186
122. Construction of Roypur-PatharPratima Road (Diamond Harbour)	1,16,964	1,52,67,299
123. Widening and Strengthening of Laxmikantapur Mandirbazar Chakder Road (Diamond Harbour)	27,463	1,07,78,612
124. Improvement to Nandigram-Chandipur Road (Tamluk)	14,98,731	2,51,41,432
125. Improvement to Bhagabanpur-Paschimtar Road (Tamluk Highway)	21,56,249	86,83,337
126. Improvement to Tamluk-Moyna Road (Tamluk Highway)	2,03,600	1,06,17,380
127. Construction of Chatni-Kunirpara Road (Burdwan Highway-I)	8,51,431	90,35,394
128. Construction of Road from Shankarpur on Memari Monteswar Road to Nibhujibazar on Burdwan Kalna Road (Burdwan Highway-I)	1,01,664	1,19,96,662

APPENDIX II -Concl'd.

Name of work 1	Expenditure during 1996-97 2 Rs.	Expenditure at the end of 1996-97 3 Rs.
129. Widening & Strengthening of Saptagram, Tribeni, Kalna, Katwa Road (Burdwan Highway-I)	41,50,942	1,35,42,222
130. Construction of Kanupur-Bahutali Road (Murshidabad-I)	5,91,330	82,81,732
131. Construction of Bhaduriapara-Phanirampur Road beyond Krishnagar-Debipur Salong Road (Murshidabad-I)	25,90,966	1,22,34,960
132. Construction of Bhagwangola-Lalgola Road to Sagardighi via Siteshnagar (Murshidabad-I)	23,58,089	1,16,76,811
133. Construction of Bhatsala-Kaushberia Ghat Road (Murshidabad-I)	14,66,594	1,00,07,212
134. Construction of Mahibathan to Natdanga-Nampur Road (Nadia Highway-I)	2,27,418	74,39,191
135. Construction of Badkulla to Kulgachia via Chitrasali Road (Nadia Highway-I)	1,56,730	90,79,623
136. Construction of Palpara-Sukdaha via Tangra Road (Nadia Highway-I)	10,24,384	77,28,009
137. Construction of a road from Bethuadahari-Arpara-Agradwip Ferryghat via Mijhiagram H.C. Road (Nadia Highway-I)	8,55,993	96,03,109
138. Construction of Nokari-Aismali Road (Nadia-I)	11,77,440	61,55,805
139. Widening & strengthening of Kuchberia-Ganga Sagar Road (Diamond Harbour)	40,41,501	40,41,501
140. Other schemes each costing Rs. 50 lakhs and less	11,90,22,734	2,28,41,17,329
Total - District and Other Roads	41,43,04,396	4,01,70,30,700

APPENDIX - III

DETAILS / INFORMATION AWAITED FROM TREASURY OFFICERS FOR
RECONCILIATION OF BALANCES

(Referred to in sub-paragraph 2 of explanatory note 2 under Statement No. 8 at Page. 44)

Head of Account 1	Earliest year to which the difference relates 2	Amount of difference 3
<i>(In lakhs of rupees)</i>		
6235 - Loans for Social Security and Welfare -		
01 - Rehabilitation -		
103 - Displaced persons from former East Pakistan	1984-85	0.47
6401 - Loans for Crop Husbandry -		
103 - Seeds -		
Loans under the scheme of distribution of seeds	1987-88	55.76
105 - Manures and Fertilizers -		
Loans under the scheme of distribution of chemical fertilizers	1971-72	333.76
800 - Other Loans -		
Advances to cultivators	1972-73	180.65
Cattle purchase loans	1971-72	21.79
7610 - Loans to Government Servants, etc. -		
201 - House Building Advances	1995-96	14.27
202 - Advances for purchase of Motor conveyances	1995-96	3.48
203 - Advances for purchase of other conveyances	1993-94	1.10
800 - Other Advances -		
Advances for marriage and illness	1992-93	77.00
8443 - Civil Deposits -		
101 - Revenue Deposits	1986-87	18.69
103 - Security Deposits	1975-76	226.42
104 - Civil Courts Deposits	1977-78	94.67
105 - Criminal Courts Deposits	1975-76	285.60
106 - Personal Deposits	1975-76	10,828.44
121 - Deposits in connection with elections	1986-87	18.62
129 - Deposits on account of cost price of liquor ganja and bhang	1975-76	9.41
8448 - Deposits of Local Funds -		
109 - Panchayat Bodies Funds	1983-84	-2,349.34

APPENDIX - IV

CASES WHERE THE VERIFICATION AND ACCEPTANCE OF BALANCES FOR LARGE AMOUNTS HAVE BEEN UNDULY DELAYED

(Referred to in sub-para 3 of note 2 under Statement No. 8 at page. 44)

Head of account 1	Number of acceptances awaited 2	Earliest year from which awaited 3	Balance of these items on 31st March, 1997 4
(In lakhs of rupees)			
Loans for Social Services -			
6202 - Loans for Education, Sports, Art and Culture - Loans to Universities	6	1977-78	1.24
6215 - Loans for Water Supply and Sanitation - Loans to Howrah Improvement Trust	12	1975-76	113.43
Loans to Municipalities	20	1979-80	176.08
Loans to Calcutta Corporation	7	1975-76	61.79
Loans to Calcutta Improvement Trust	8	1966-67	47.53
Loans to Haldia Development Authorities	24	1986-87	1,847.78
6210 - Loans to Asansol & Mine Board of Health	1	1994-95	3.00
6216 - Loans for Housing - Loans to Panchayet Raj Institutions	32	1980-81	285.31
Loans to Calcutta Improvement Trust	25	1966-67	35.22
Loans to Howrah Improvement Trust	5	1974-75	4.64
Loans to West Bengal Housing Board	8	1973-74	289.39
6217 - Loans for Urban Development - Loans to Municipalities	394	1978-79	2,707.48
Loans to West Bengal Housing Board	1	1973-74	7.50
Loans to W.B. Industrial Infrastructure Development Corporation	5	1990-91	182.18
Loans to Haldia Development Authority	88	1986-87	3,707.54
Loans to Asansol-Durgapur Development Authority	54	1990-91	2,144.60
Loans to Jalpaiguri-Siliguri Development Authority	48	1982-83	3,091.10
Loans to Calcutta Improvement Trust	34	1992-93	1,063.47
Loans to Howrah Improvement Trust	31	1992-93	407.55
Loans to Calcutta Metropolitan Development Authority.	105	1994-95	24,171.15
Loans to Calcutta Corporation	7	1994-95	2,470.21
Loans to Sriniketan Santiniketan Development Authority.	10	1994-95	406.35
6220 - Loans for Information and Publicity - Loans to west Bengal flim Development Corporation.	43	1994-95	974.00
6245 - Loans for Relief on account of Natural Calamities - Panchyati Raj Institutions	15	1969-70	0.42

APPENDIX IV - contd.

Head of account	Number of acceptances awaited	Earliest year from which awaited	Balance of these items on 31st March, 1997
1	2	3	4
(In lakhs of rupees)			
Loans for Economic Services -			
Loans for General Economic Services -			
6250 - Loans for other Social Services -			
Loans to West Bengal State Electricity Board	2	1977-78	8.82
Loans to West Bengal Agro-Industries Corporation	4	1975-76	39.12
Loans to West Bengal Small Industries Corporation	30	1975-76	686.51
Loans to West Bengal Electronic Industry Development Corporation	1	1979-80	40.00
Loans for Agriculture and Allied Activities -			
6401 - Loans for Crop Husbandry -			
Loans to West Bengal Agro-Industries Corporation	27	1989-90	1817.84
Loans to West Bengal State Seed Corporation	11	1988-89	3,150.00
6404 - Loans for Dairy Development -			
Loans to West Bengal Dairy and Poultry Development Corporation	8	1983-84	42.96
6407 - Loans for Plantations -			
Loans to West Bengal Tea Development Corporation	124	1982-83	1,621.31
Joint Stock Companies	2	1970-71	35.00
6405 - Loans for Fisheries -			
Loans to State Fisheries Development Corporation	7	1990-91	203.47
6515 - Loans for Other Rural Development Programmes -			
Loans to Panchayati Raj Institutions	206	1967-68	216.57
Zilla Parishads (Rural Housing)	28	1967-68	79.91
6551 - Loans for Hills Areas -			
Loans to West Bengal Tea Development Corporation	53	1987-88	1,132.18
Loans for Industry and Minerals -			
6851 - Loans for Village and Small Industries -			
Loans to West Bengal Small Industries Corporation	15	1973-74	1,114.02
Loans to West Bengal Handloom and Powerloom Development Corporation	10	1987-88	116.95
Loans to West Bengal Handicrafts Development Corporation	2	1988-89	11.90
Loans to West Bengal Khadi and Village Industries Board	2	1884-85	16.75
Loans to West Bengal Ceramic Development Corporation	94	1986-87	897.48
6858 - Loans for Engineering Industries -			
Loans to Westinghouse Saxby Farmer Ltd.	266	1989-90	10,776.83
Loans to Light Engineering	189	1973-74	1,198.57
Loans to Joint Stock Companies	538	1985-86	12,655.44
Loans to West Bengal Financial Corporation	2	1986-87	15.00
Loans to Carter Pooler Engineering Co. Ltd.	108	1994-95	852.39

APPENDIX IV - contd.

Head of account 1	Number of acceptances awaited 2	Earliest year from which awaited 3	Balance of these items on 31st March, 1997 4
(In lakhs of rupees)			
Loans for Economic Services - contd.			
Loans for Industry and Minerals - conclud.			
6858 - Loans for Engineering Industries - conclud.			
Loans to A.C.C. Babcock	3	1992-93	281.60
Loans to Indian Hard Metals Ltd.	1	1992-93	13.65
Loans to Krops & Cile India Ltd.	1	1992-93	16.88
Loans to Durgapur Malleable(P) Ltd.	1	1992-93	13.04
Loans to Electro Medical and Allied Industries Ltd.	8	1994-95	481.00
6855 - Loans for Fertilizer Industries -			
Loans to West Bengal Creamic Development Corporation	1	1985-86	2.17
Loans to West Bengal Industrial Development Corporation	5	1975-76	7.60
6857 - Loans for Chemical and Pharmaceutical Industries -			
Loans to Durgapur Chemicals Ltd.	245	1983-84	9,802.11
Loans to Joint Stock Companies	305	1975-76	2,879.25
Loans to Sunderban sugarbeet Co.Ltd.	62	1994-95	114.40
West Bengal Pharmaceutical and Phytochemical Development corporation Ltd.	57	1994-95	175.93
6860 - Loans for Consumer Industries -			
Loans to West Bengal Ceramic Development Corporation	58	1985-86	255.67
Loans to West Bengal Leather Industries Development Corporation	14	1976-77	167.53
Loans to Kalyani Spinning Mills Ltd.	244	1982-83	9,424.32
National Textile Corporation	5	1975-76	169.70
Kinnison Jute Mills	11	1983-84	281.48
Mayurakshi Cotton Mills Ltd.	23	1987-88	239.71
Loans to W. B. Agro-Textile Corporation	236	1987-88	4,079.34
Loans to Bengal Laxmi Cotton Mills Ltd.	4	1977-78	56.67
Loans to West Bengal Industrial Development Corporation	91	1989-90	2,928.00
Loans to Joint Stock Companies	616	1978-79	6,005.33
Loans to New Central Jute Mills Ltd.	10	1989-90	2,259.90
Loans to Greater Calcutta Gas Supply Corporation	72	1989-90	3,786.50
Loans to National Tannery Co. Ltd.	6	1992-93	70.00
Fortwillium Co. Ltd.	1	1990-91	136.90
West Bengal Power Development Corporation	1	1994-95	48.64
Teesta Fruits Ltd	81	1994-95	175.99
Prabartak Jute Mills Ltd	1	1992-93	57.81
Khaitan Agro Complex.	2	1994-95	105.00
Indian Paper Pulp Ltd.	72	1994-95	2,061.15
India Jute Mills Ltd.	1	1991-92	34.34
Gramophone Co.	1	1991-92	5.92
The Small Tools Mfg. Co. (India) Ltd.	1	1992-93	100.97
Eastend paper Industries Ltd.	1	1993-94	210.60
M/S Reyrolle Burn Ltd.	1	1992-93	46.00
Alcond Employees India Co.Ltd.	1	1994-95	5.00
Naihati Jute Mills Co. Ltd.	1	1993-94	285.18
6859 - Loans to Telecommunication & Electronic Industries.			
Loan to Electronic Industries Development Corporation.	8	1994-95	700.00

APPENDIX IV - *concl.*

Head of account	Number of acceptances awaited	Earliest year from which awaited	Balance of these items on 31st March, 1997
1	2	3	4
<i>(In lakhs of rupees)</i>			
Loans for Economic Services - <i>concl.</i>			
6885 - Other Loans to Industries and Minerals -			
Loans to W.B. Industrial Development Corporation			
Loans to West Bengal Financial Corporation.	54	1994-95	8,486.16
Loans to West Bengal Development Corporation	5	1994-95	92.64
Loans to West Bengal Industrial Infrastructure Development Corporation	31	1956-57	407.07
Loans to West Bengal Industrial Infrastructure Development Corporation	52	1980-81	2,211.15
Loans to West Bengal Joint Stock Companies	17	1973-74	103.60
Loans for Water and Power Development -			
6801 - Loans for Power Projects -			
Loans to Calcutta Electricity Supply Corporation	3	1994-95	3,685.00
Loans to West Bengal Power Development Corporation	13	1988-89	14,597.05
Loans for Transport -			
7055 - Loans for Road Transport -			
Loans to Calcutta State Transport Corporation	181	1980-81	18,125.93
Loans to North Bengal State Transport Corporation	136	1980-81	7,992.90
Loans to South Bengal State Transport Corporation	227	1994-95	5,213.10
Loans to Calcutta Metropolitan Development Authority	47	1985-86	888.97
Loans to Calcutta Tramways Company Ltd.	116	1982-83	12,519.42
7056 - Loans for Inland Water Transport -			
East Bengal Steamer Services	1	1984-85	23.71
Indo-Water Ways Transport Co-operation Society Ltd.	1	1988-89	2.00
7075 - Loans for Other Transport Services -			
Loans to Calcutta Improvement Trust	2	1982-83	1.00
Loans to Howrah Improvement Trust	6	1975-76	92.26
Loans to Hooghly River Bridge Commission	207	1994-95	39,164.58
6875 - Loans for Other Industries -			
Loans to Basumati Corporation Ltd.	177	1990-91	1,633.31
7452 - Loans for Tourism			
Loans to Great Eastern Hotel.	9	1994-95	56.25
Loans to West Bengal Tourism Development Corporation.	1	1994-95	55.00